



**Community Services Board Agenda**  
City Council Chambers, City Hall, 612 N. Main Street  
September 11, 2025

- 1. Call To Order**
- 2. Roll Call**
- 3. Approval of the Agenda**
- 4. Approve Minutes from Previous Meeting**
- 5. Transit Program Review**
- 6. Jefferson Lines**
- 7. Transit Rider Appeal Update**
- 8. New Hires**
- 9. Nutrition Subrecipient Monitoring Desk Review**
- 10. Adult Nutrition Program Supplement Provisions**
- 11. Adult Nutrition Contract**
- 12. Adult Nutrition Suggested Contribution**
- 13. Cathedral Squares Nutrition Site**
- 14. JVCC Food Safety Inspection**
- 15. United Way Funding**

**16. Citizens Input**

**17. Department Reports & Updates**

**A. Palace Transit**

**B. Adult Nutrition**

**C. Mitchell Volunteer Program - MVP**

**D. James Valley Community Center - JVCC**

**18. Next Meeting**

**19. Adjournment**

Individuals with disabilities who require special assistance to take part in this meeting may contact one of the following at City Hall (605) 995-8420 at least 24 hours prior to the meeting with requests for assistance: Human Resources Officer or the City Administrator.



Community Services Board  
City Council Chambers, City Hall, 612 N. Main Street  
May 8, 2025

**1. Call To Order**

No Quorum

**2. Roll Call**

**Members Present:** Jay Larson, Cole Morgan, Kristi Bitterman, and Sarah Beckstrom

**Members Absent:** Penny Virchow, Wendy Linke, Jan Quenzer, and Al Jacklin

**ExpOfficio Member Present:** John Doescher

**Staff Present:** Jessica Pickett and Amy Hurt

**3. Approval of the Agenda**

No Quorum

**4. Approve Minutes from Previous Meeting**

No Quorum

**5. Palace Transit Asset Inspection Report 2025**

SD DOT staff visited Palace Transit in Mitchell on February 6th, 2025 to perform onsite inspections. Palace Transit passed inspections of the buses, garage, and drive-up window.

**6. Transit Rider Appeal**

Harley Johnson was declined transportation due to incidents that occurred in 2021. Since that time, her behavior has improved. An appeal was made by her mom to give her another chance. Due to a lack of a quorum, we could not vote on the appeal. We will contact the board members about doing a special vote either by email or phone.

**7. Transit Capital Grant Application**

The Transit Capital Grant Application was approved by Mitchell City Council on March 17th, 2025. The grant application was for \$741,800.

**8. Transit 5311 Tittle IIIB Grant Application**

The Transit 5311 Title IIIB Grant Application was approved by Mitchell City Council on April 21st, 2025. The grant application is for \$1,537,902.90, which is used for operating and administrative expenses for elderly services provided by Palace Transit.

## **9. Transit Day at the Capital**

Jessica attended Transit Day at the Capital on January 29th, 2025. Transit directors got a chance to talk with the legislators on any transit issues.

## **10. New Staff**

New hires are Jordon Sehnert as the Palace Transit Operations Supervisor, Betty Anderson as the part-time JVCC Coordinator, part-time bus operators, and part-time Nutrition Site Coordinators.

## **11. Palace Transit Operator Manual**

The Palace Transit Operator Manual has been updated and given to all the drivers. The policy goes over operator requirements, training, policies, inspections, end of shift duties, passenger operating guidelines, disorderly passengers, and service animals.

## **12. Palace Transit Brochure**

The Palace Transit Brochure was updated with QR Codes for the Palace Transit App, and the pictures have been updated.

## **13. Parkston Nutrition Update**

Due to the Parkston Adult Nutrition Site closure, and no options for another site, the State has approved our request to remove Parkston as a site. In the future, if a site is found, we will reopen the program in Parkston. Clients have been going to Tripp or Mitchell for meals.

## **14. Potential New Nutrition Site**

The state has approached us about taking on an Adult Nutrition Site in Canistota. We have contacted the owners and expressed our interest in opening a site there.

## **15. Nutrition Application 2025-2026**

The 2025-2026 Nutrition Application was submitted and approved by Mitchell City Council on March 17th, 2025. We have projected to serve 72,000 meals, which would include taking over the home-delivered meals in Mitchell.

## **16. JVCC Food Safety Inspection**

The JVCC Food Safety Inspection was done on February 2nd, 2025. We received a 100% with no issues found.

## **17. JVCC Bingo Callers**

The James Valley Community Center is looking for volunteers for bingo on the 1st and 3rd Tuesday and 2nd and 4th Thursday of every month. They are in need of bingo callers and cashiers. The board members were asked to get the word out.

## **18. Red Cross Shelter Agreement**

The James Valley Community Center, along with the Corn Palace, and Mitchell Rec Center,

were approved on March 17th by the Mitchell City Council as a Red Cross Shelter.

### **19. Mitchell Coalition on Aging**

The Mitchell Coalition on Aging is a new networking group that works with the elderly in the community. The meetings will be held on the 2nd Thursday of every month. Jessica attended the first meeting on May 2nd.

### **20. JVCC Quilt**

The JVCC Quilters were brought a quilt to finish that was purchased at a sale. The quilt ended up with a very interesting story that Office Assistant Pam VanOverschelde found by researching the name on the quilt. She tracked down the family of the women that started the quilt. With the unique story about the quilt and the woman, the Mitchell Daily Republic published a great story. The story ended up being published in Miami and Beverly Hills.

### **21. United Way Applications**

The 2025-2026 United Way Applications for Adult Nutrition, Mitchell Volunteer Program, and the James Valley Community Center have been submitted. Copies of the application were given to the board members.

### **22. Citizens Input**

No citizens input to record.

### **23. Department Reports & Updates**

#### **A. Palace Transit**

The year-to-date Ridership Report for December, January, February, and March was given to the board members. The report breaks down the rides by special emphasis on elderly riders, handicap riders, school-age riders, and general public riders. The reports also break down the education, employment, medical, nutrition, shopping, social/recreational, and same-day rides.

#### **B. Adult Nutrition**

Board members were given the January, February, and March Nutrition Reports. For this fiscal year we are down to last year and to projection. Meal counts are down due to the closing of the Parkston site. The Second Meal Program and the Dine Card have both seen an increase in the last few months.

#### **C. Mitchell Volunteer Program - MVP**

We currently have 129 volunteers in the Mitchell Volunteer Program. The report given to the board members shows the non-profits in the community that the volunteers helped in January through April.

#### **D. James Valley Community Center - JVCC**

The JVCC Activity Calenders for January through May were given to the board members to

show the activities that have been going on. A few activities coming up are game day, pool tournament, and a bus tour.

**24. Next Meeting**

The next meeting will be Thursday, July 10th, 2025 at 10:00am at City Hall Council Chambers.

**25. Adjournment**

No adjournment was done due to lack of a quorum.



**OFFICE OF THE SECRETARY**

Hillsview Plaza, 3800 East Highway 34  
c/o 500 East Capitol Avenue  
Pierre, South Dakota 57501-5070  
Phone: (605) 773-5990 | TTY: (605) 773-6412  
FAX: (605) 773-5483  
Website: [dhs.sd.gov](http://dhs.sd.gov)

July 11, 2025

Jessica Pickett  
City of Mitchell – Nutrition Program  
301 W 1<sup>st</sup> Ave  
Mitchell, SD 57301

Dear Jessica:

The Department conducted a Subrecipient Monitoring Desk Review of City of Mitchell – Adult Nutrition Program records for the period June 1, 2025 -January 31, 2025.

Our review was limited and should not be considered as an evaluation of the over-all operation or financial condition of the City of Mitchell’s – Nutrition program. There were no findings at this time.

I would like to take this opportunity to express my thanks to you and your staff for the cooperation shown to my staff during this audit process. It is appreciated - Thank You.

Sincerely,

A handwritten signature in black ink that reads "Greg Evans". The signature is written in a cursive style.

Greg Evans  
Audit Manager  
Office of Budget and Finance

## City Of Mitchell - Adult Nutrition Funding Agreements

|              | State   | Match       | Total Grant Amount | Non-Federal State | Federal #93.045 | CFDA #93.053 | Contract Period          | Agreement #                          |
|--------------|---|-------------|--------------------|-------------------|-----------------|--------------|--------------------------|--------------------------------------|
| <b>FY 26</b> | \$210,506.10  |             |                    |                   |                 |              | <b>Oct 2025-Sep 2026</b> | <b>Amount sent via email 8/29/25</b> |
|              | <i>Based off 42,475 meals with a 5% flexibility (44,598 meals) at \$4.72 per meal</i>   |             |                    |                   |                 |              |                          |                                      |
| <b>FY 25</b> | \$303,459.20  | \$28,218.67 | \$331,677.87       | \$38,095.20       | \$215,872.80    | \$49,491.20  | <b>Jun 2024-Sep 2025</b> | <b>9193-657-017 25</b>               |
|              | <i>This is a 16 month contract for 12 months the total amount would be \$227,594.40</i> |             |                    |                   |                 |              |                          |                                      |
| <b>FY 24</b> | \$223,856.44  | \$20,653.44 | \$244,509.88       | \$27,882.14       | \$157,988.82    | \$37,975.48  | <b>Amendment #1</b>      | <b>9193-657-017 24</b>               |
| <b>FY 24</b> | \$208,857.60  | \$19,269.60 | \$228,127.20       | \$26,013.96       | \$147,412.44    | \$35,431.20  | <b>Jun 2023-May 2024</b> | <b>9193-657-017 24</b>               |
| <b>FY 23</b> | \$212,944.90  | \$19,449.30 | \$232,394.20       | \$26,256.56       | \$148,787.14    | \$37,901.20  | <b>Jun 2022-May 2023</b> | <b>9193-657-017 23</b>               |
|              | <i>* The number of meals provided is not to exceed 49,870 meals</i>                     |             |                    |                   |                 |              |                          |                                      |
| <b>FY 22</b> | \$214,266.00  | \$19,306.44 | \$233,572.44       | \$26,063.70       | \$147,694.30    | \$40,508.00  | <b>Jun 2021-May 2022</b> | <b>9193-657-017 22</b>               |
|              | <i>* The number of meals provided is not to exceed 53,300 meals</i>                     |             |                    |                   |                 |              |                          |                                      |
| <b>FY 21</b> |   |             |                    | \$128,888.00      |                 |              | <b>Mar 2020-Dec 2021</b> | <b>Coronavirus Relief Fund</b>       |
| <b>FY 20</b> | \$219,545.00  | \$19,570.00 | \$239,024.00       | \$26,420.00       | \$149,714.00    | \$43,320.00  | <b>Jun 2019-May 2020</b> | <b>9193-657-017 20</b>               |
|              | <i>* Meals Funded by Grantee (57,000 meals) \$3.85 Per Meal</i>                         |             |                    |                   |                 |              |                          |                                      |
| <b>FY 19</b> | \$222,000.00  | \$19,600.00 | \$241,600.00       | \$26,460.00       | \$149,940.00    | \$45,600.00  | <b>Jun 2018-May 2019</b> | <b>9193-607-017 19</b>               |
|              | <i>* Meals Funded by Grantee (60,000 meals) \$3.70 Per Meal</i>                         |             |                    |                   |                 |              |                          |                                      |
| <b>FY 18</b> | \$222,000.00  | \$19,600.00 | \$241,600.00       | \$26,460.00       | \$149,940.00    | \$45,600.00  | <b>Amendment #1</b>      | <b>9193-607-017 18</b>               |
|              | <i>* Funds Provided to Grantee: (60,000 meals) \$3.70 Per meal</i>                      |             |                    |                   |                 |              |                          |                                      |
| <b>FY 18</b> | \$163,350.00  | \$14,350.00 | \$177,700.00       | \$19,372.00       | \$109,778.00    | \$34,200.00  | <b>Jun 2017-May 2018</b> | <b>9193-607-017 18</b>               |
|              | <i>* Funds Provided to Grantee: (45,000 meals) \$3.63 Per meal</i>                      |             |                    |                   |                 |              |                          |                                      |
| <b>FY 17</b> | \$146,610.00  | \$12,870.00 | \$160,354.00       | \$17,375.00       | \$98,455.00     | \$30,780.00  | <b>Jun 2016-May 2017</b> | <b>17-0832-621</b>                   |
|              | <i>* Funds Provided to Grantee: (45,000 meals) \$3.63 Per meal</i>                      |             |                    |                   |                 |              |                          |                                      |
| <b>FY 16</b> | \$147,351.00  | \$13,004.00 | \$160,354.00       | \$17,556.00       | \$99,483.00     | \$30,312.00  | <b>Jun 2015-May 2016</b> | <b>16-0832-621</b>                   |
|              | <i>* Funds Provided to Grantee: (40,500 mesal) \$3.62 Per meal</i>                      |             |                    |                   |                 |              |                          |                                      |



## Department of Health - Food Service Inspection Report

|  |                            |                                       |                                |
|--|----------------------------|---------------------------------------|--------------------------------|
| <b>Establishment Name</b><br>JAMES VALLEY COMMUNITY CENTER | <b>City</b><br>Mitchell SD | <b>Owner Name</b><br>CITY OF MITCHELL | <b>License #</b><br>20018      |
| <b>Address</b><br>300 W 1st AVE                            | <b>Zip Code</b><br>57301   | <b>Insp. Date</b><br>8/18/2025        | <b>Water Supply</b><br>Public  |
| <b>Purpose of Inspection:</b> Routine                      |                            |                                       | <b>Inspector Number</b><br>607 |

| Item   | Weight | Item   | Weight | Item   | Weight |
|--|--------|--|--------|--|--------|
| <b>PERSONNEL</b>   |        | <b>FOOD DISPLAY, SERVICE AND TRANSPORT</b>   |        | <b>WASH AND RINSE WATER</b>  |        |
| <b>PERSON IN CHARGE</b>  |        | 15 * Hot holding and cold holding temperatures maintained, unwrapped food not reserved                       |        | 29 Clean, proper temperature, cleaning agent 2/2   |        |
| 1 * Available, knowledgeable, certified manager                                      | 4/4    | <b>COOLING OF POTENTIALLY HAZARDOUS FOOD</b>   |        | <b>SANITIZATION</b>  |        |
| <b>EMPLOYEE HEALTH</b>   |        | 16 * Method, temperature and time 5/5  |        | 30 * Method, clean, temp, concentration, exposure time, equipment/utensils sanitized 4/4                     |        |
| 2 * Healthy, restrictions and exclusions followed                                    | 4/4    | <b>FOOD PREP</b>   |        | <b>STORAGE/HANDLING CLEAN EQUIPMENT AND UTENSILS</b>   |        |
| <b>EMPLOYEE HYGIENE</b>  |        | 17 Fruits and vegetables washed, handling, sink provided 1/1   |        | 31 Clean dry location, protected 1/1   |        |
| 3 * Handwashing, good hygienic practices   | 5/5    | <b>MILK PRODUCTS AND NONDAIRY PRODUCTS</b>   |        | <b>SINGLE-USE/SINGLE-SERVICE ARTICLES</b>  |        |
| <b>EMPLOYEE PRACTICES</b>  |        | 18 Proper dispensing methods 1/1   |        | 32 Proper storage, no-reuse 1/1  |        |
| 4 Clean clothes, hair restraints, fingernail maint., jewelry, eating/drinking        | 1/1    | <b>READY TO EAT POTENTIALLY HAZARDOUS FOOD, DATE MARKING AND DISPOSITION</b>                                 |        | <b>LINENS</b>  |        |
| <b>FOOD</b>  |        | 19 Date marking accomplished, discarded 2/2  |        | 33 Laundered, proper handling, and storage 1/1   |        |
| <b>FOOD SOURCE</b>   |        | <b>FOOD EQUIPMENT &amp; UTENSILS</b>   |        | <b>PLUMBING</b>  |        |
| 5 * Approved, safe, unadulterated, approved additives, proper receiving temperature  | 4/4    | <b>FOOD-CONTACT SURFACES</b>   |        | <b>WATER SUPPLY</b>  |        |
| <b>FOOD PROTECTION</b>   |        | 20 Designed, constructed, installed, and maintained 2/2  |        | 34 * Safe, adequate, tested 4/4  |        |
| <b>CONTAMINATION BY EMPLOYEES</b>  |        | <b>NONFOOD-CONTACT SURFACES</b>  |        | <b>PLUMBING SYSTEM</b>   |        |
| 6 * Bare hand contact avoided, single-use gloves, and utensils used                  | 3/3    | 21 Designed, constructed, installed, and maintained 1/1  |        | 35 Installed, maintained 1/1   |        |
| <b>CONTAMINATION DURING STORAGE</b>  |        | <b>FOOD-CONTACT SURFACES</b>   |        | <b>CROSS-CONNECTION</b>  |        |
| 7 Clean/dry location, protected, covered, original containers, labeled               | 2/2    | 22 Cleaning frequency, maintained clean 2/2  |        | 36 * Backflow prevention, back siphonage 3/3   |        |
| <b>CROSS CONTAMINATION</b>   |        | <b>NONFOOD-CONTACT SURFACES</b>  |        | <b>HANDWASHING LAVATORIES AND SUPPLIES</b>   |        |
| 8 * Prevented, separated, segregated   | 5/5    | 23 Cleaning frequency, maintained clean 1/1  |        | 37 * Number, location, accessibility, soap and paper towels provided 3/3                                     |        |
| <b>IN-USE UTENSILS</b>   |        | <b>VENTILATION HOOD SYSTEM</b>   |        | <b>TOILET FACILITIES</b>   |        |
| 9 Storage, properly handled  | 1/1    | 24 Provided as required, designed, constructed, installed, maintained, and cleaned 1/1                       |        | 38 Clean, maintained, tissue, vented, self-closing door 1/1  |        |
| <b>CONTAMINATION FROM WIPING CLOTHS</b>  |        | <b>DISPENSING EQUIPMENT</b>  |        | <b>OTHER OPERATIONS</b>  |        |
| 10 Clean, proper use, storage, sanitizing solution                                   | 2/2    | 25 Design, installation, clean, and maintained 1/1   |        | <b>REFUSE STORAGE</b>  |        |
| <b>CONTAMINATION BY CONSUMERS</b>  |        | <b>TEMPERATURE MEASURING DEVICES</b>   |        | 39 Receptacles, covers/lids, adequate number, clean, insect/rodent proof, storage, frequency, maintained 1/1 |        |
| 11 Food display protection, condiment protection, clean tableware usage, sign posted | 1/1    | 26 Thermometers provided, used, clean, and accurate 1/1  |        | <b>FLOORS, WALLS, CEILINGS</b>   |        |
| <b>COLD AND HOT STORAGE EQUIPMENT</b>  |        | <b>DISHWASHING FACILITIES</b>  |        | 40 Design, construction, clean, maintained 1/1   |        |
| 12 * Available, adequate capacity, able to maintain proper temperature               | 4/4    | 27 Properly designed, located, constructed, operated, maintained, cleaned and chemical test kit provided 2/2 |        | <b>LIGHTING</b>  |        |
| <b>THAWING POTENTIALLY HAZARDOUS FOOD</b>  |        | <b>WASH PRETREATMENT</b>   |        | 41 Adequate, shielded, maintained 1/1  |        |
| 13 Appropriate procedures  | 2/2    | 28 Utensils scraped, preflushed, soaked 1/1  |        | <b>PREMISES</b>  |        |
| <b>COOKING POTENTIALLY HAZARDOUS FOOD</b>  |        |  |        | 42 Clean, employee dressing area, cleaning equipment storage, living/sleeping quarters separate 1/1          |        |
| 14 * Cooking and reheating to the proper time and temperature                        | 5/5    |  |        | <b>POISONS/TOXIC MATERIALS AND MEDICINE</b>  |        |
|  |        |  |        | 43 * Proper storage, labeling, use 3/3   |        |
|  |        |  |        | <b>INSECT, RODENT, ANIMAL CONTROL</b>  |        |
|  |        |  |        | 44 * Provided, maintained 3/3  |        |

\* CRITICAL ITEMS REQUIRE IMMEDIATE ACTION

**Overall Inspection Rating SCORE:**  
(100 less weight of items violated)

100



## Department of Health - Food Service Inspection Report

|  |                            |                                       |                                |
|--|----------------------------|---------------------------------------|--------------------------------|
| <b>Establishment Name</b><br>JAMES VALLEY COMMUNITY CENTER | <b>City</b><br>Mitchell SD | <b>Owner Name</b><br>CITY OF MITCHELL | <b>License #</b><br>20018      |
| <b>Address</b><br>300 W 1st AVE                            | <b>Zip Code</b><br>57301   | <b>Insp. Date</b><br>8/18/2025        | <b>Water Supply</b><br>Public  |
| <b>Purpose of Inspection:</b> Routine                      |                            |                                       | <b>Inspector Number</b><br>607 |

### Sanitizer Readings

| SampleID        | Sanitizer Reading |
|-----------------|-------------------|
| Ware Washer-Chl | 75ppm             |


### TEMPERATURE OBSERVATIONS

| Item       | Location       | Temp      | Item    | Location      | Temp      | Item     | Location      | Temp      |
|------------|----------------|-----------|---------|---------------|-----------|----------|---------------|-----------|
| Peaches    | Cold-Hold Unit | 41°F      | Sausage | Hot-Hold Unit | 150-170°F | Potatoes | Hot-Hold Unit | 150-170°F |
| Sauerkraut | Hot-Hold Unit  | 150-170°F |         |               | °         |          |               | °         |

| Received By | Signature        | Sig. Date | Inspected By | Signature         | Sig. Date |
|-------------|------------------|-----------|--------------|-------------------|-----------|
|             | <i>Jim Riehl</i> | 8/18/2025 | Neal Cruse   | <i>Neal Cruse</i> | 8/18/2025 |

July 21, 2025

Jessica Pickett  
Director  
James Valley Community Center  
300 W 1<sup>st</sup> Avenue  
Mitchell SD 57301



Dear Jessica,

## MITCHELL UNITED WAY

We are pleased to inform you that Mitchell United Way has committed to supporting James Valley Community Center for the upcoming year. After careful consideration and review of your valuable contributions to our community, we are excited to share that we will be providing funding in the amount of **\$7000.00** to support your initiatives and programs.

Distributions will be:

- April 1, 2026
- July 1, 2026
- October 1, 2026
- December 1, 2026


We deeply appreciate the work that you and your team do every day to make a difference in the lives of those in our community. It is through partnerships with dedicated agencies like yours that we can achieve our collective goal of ensuring that everyone in Mitchell has access to the resources and support they need.

You will receive an official funding agreement by December 31<sup>st</sup>, 2025. At that time we ask that you review, sign, and return. It will include any changes or amendments needed to the amount if we do not meet our campaign goal this year.

If you have any questions or need further information, please do not hesitate to contact Ashley Hobbs at 605-996-3915 or [ashley@mitchellunitedway.org](mailto:ashley@mitchellunitedway.org). We look forward to continuing our collaboration and seeing the positive impact of your work in the community.

Thank you for your unwavering commitment and service.

Warm regards,



Ashley M. Hobbs  
Executive Director

PO Box 729

605-996-3915

Website: [www.mitchellunitedway.org](http://www.mitchellunitedway.org)

Email: [admin@mitchellunitedway.org](mailto:admin@mitchellunitedway.org)

July 21, 2025

Jessica Pickett  
Director  
Adult Nutrition  
300 W 1<sup>st</sup> Avenue  
Mitchell SD 57301



Dear Jessica,

## MITCHELL UNITED WAY

We are pleased to inform you that Mitchell United Way has committed to supporting Adult Nutrition for the upcoming year. After careful consideration and review of your valuable contributions to our community, we are excited to share that we will be providing funding in the amount of **\$2000.00** to support your initiatives and programs.

Distributions will be:

- April 1, 2026
- July 1, 2026
- October 1, 2026
- December 1, 2026

We deeply appreciate the work that you and your team do every day to make a difference in the lives of those in our community. It is through partnerships with dedicated agencies like yours that we can achieve our collective goal of ensuring that everyone in Mitchell has access to the resources and support they need.

You will receive an official funding agreement by December 31<sup>st</sup>, 2026. At that time we ask that you review, sign, and return. It will include any changes or amendments needed to the amount if we do not meet our campaign goal this year.

If you have any questions or need further information, please do not hesitate to contact Ashley Hobbs at 605-996-3915 or [ashley@mitchellunitedway.org](mailto:ashley@mitchellunitedway.org). We look forward to continuing our collaboration and seeing the positive impact of your work in the community.

Thank you for your unwavering commitment and service.

Warm regards,

Ashley M. Hobbs  
Executive Director


A handwritten signature in black ink, appearing to read "Ashley Hobbs", is written over the printed name and title.

PO Box 729

605-996-3915

Website: [www.mitchellunitedway.org](http://www.mitchellunitedway.org)

Email: [admin@mitchellunitedway.org](mailto:admin@mitchellunitedway.org)



## MITCHELL UNITED WAY

July 21, 2025

Jessica Pickett  
Director  
Mitchell Volunteer Program  
300 W 1<sup>st</sup> Avenue  
Mitchell SD 57301

Dear Jessica,

First and foremost, thank you for your continued partnership with Mitchell United Way and for the role you've played in strengthening our community over the years. Your agency has long been a valued part of our network, and we appreciate your dedication to meeting local needs.

After careful deliberation, our Board of Directors has made the difficult decision not to fund your agency's request for this year. This decision was not made lightly, and it in no way diminishes the history or value of your contributions.

In a perfect world, we would love to see this program reimaged—with renewed energy, deeper collaboration, and stronger connections across the agencies and organizations that make up our network. We believe this program addresses a crucial piece of the puzzle in serving our community, but at this time, we feel it is not fully aligned with our current strategic goals or the direction we are moving toward as a collective group.

We hope this message is received in the spirit of partnership and shared purpose. We're here to support your work, and we look forward to the possibility of re-engaging in the future should the program evolve to meet the community's and the campaign's current needs.

Thank you again for all you do. Please feel free to reach out if you'd like to talk more or discuss feedback in greater detail.

Warm regards,

Ashley M. Hobbs  
Executive Director  
Mitchell United Way  
605-996-3915

PO Box 729  
605-996-3915

Website: [www.mitchellunitedway.org](http://www.mitchellunitedway.org)  
Email: [admin@mitchellunitedway.org](mailto:admin@mitchellunitedway.org)

**April 2025 Bus # With Trip Purpose Report**

| <u>Bus # With Trip Purpose</u> | <u>Youth Riders</u> | <u>Adult Riders</u> | <u>Infant Riders</u> | <u>Personal Care Attendants</u> | <u>Totals</u> |
|--------------------------------|---------------------|---------------------|----------------------|---------------------------------|---------------|
| <b>79</b>                      | <b>338</b>          | <b>355</b>          | <b>0</b>             | <b>10</b>                       | <b>703</b>    |
| Education                      | 290                 | 10                  | 0                    | 3                               | 303           |
| Employment                     | 7                   | 95                  | 0                    | 0                               | 102           |
| Medical                        | 1                   | 96                  | 0                    | 6                               | 103           |
| Nutrition                      | 0                   | 9                   | 0                    | 0                               | 9             |
| Same Day Employment            | 0                   | 1                   | 0                    | 0                               | 1             |
| Same Day Medical               | 0                   | 1                   | 0                    | 0                               | 1             |
| Same Day Shopping              | 0                   | 1                   | 0                    | 0                               | 1             |
| Same Day Social Rec            | 0                   | 2                   | 0                    | 0                               | 2             |
| Shopping                       | 0                   | 23                  | 0                    | 1                               | 24            |
| Social/Recreational            | 40                  | 117                 | 0                    | 0                               | 157           |
| <b>84</b>                      | <b>396</b>          | <b>286</b>          | <b>0</b>             | <b>19</b>                       | <b>701</b>    |
| Education                      | 369                 | 7                   | 0                    | 5                               | 381           |
| Employment                     | 4                   | 87                  | 0                    | 0                               | 91            |
| Medical                        | 6                   | 88                  | 0                    | 6                               | 100           |
| Nutrition                      | 0                   | 7                   | 0                    | 0                               | 7             |
| Same Day Medical               | 0                   | 1                   | 0                    | 2                               | 3             |
| Shopping                       | 0                   | 35                  | 0                    | 4                               | 39            |
| Social/Recreational            | 17                  | 61                  | 0                    | 2                               | 80            |
| <b>85</b>                      | <b>195</b>          | <b>596</b>          | <b>0</b>             | <b>16</b>                       | <b>807</b>    |
| Education                      | 163                 | 6                   | 0                    | 2                               | 171           |
| Employment                     | 4                   | 260                 | 0                    | 0                               | 264           |
| Medical                        | 6                   | 110                 | 0                    | 8                               | 124           |
| Nutrition                      | 0                   | 11                  | 0                    | 0                               | 11            |
| Same Day Employment            | 0                   | 1                   | 0                    | 0                               | 1             |
| Same Day Medical               | 0                   | 3                   | 0                    | 1                               | 4             |
| Same Day Shopping              | 0                   | 1                   | 0                    | 0                               | 1             |
| Same Day Social Rec            | 1                   | 4                   | 0                    | 0                               | 5             |
| Shopping                       | 0                   | 29                  | 0                    | 2                               | 31            |
| Social/Recreational            | 21                  | 171                 | 0                    | 3                               | 195           |
| <b>705</b>                     | <b>311</b>          | <b>324</b>          | <b>1</b>             | <b>6</b>                        | <b>642</b>    |
| Education                      | 286                 | 8                   | 0                    | 0                               | 294           |
| Employment                     | 6                   | 71                  | 0                    | 0                               | 77            |
| Medical                        | 8                   | 95                  | 0                    | 4                               | 107           |
| Nutrition                      | 0                   | 22                  | 0                    | 0                               | 22            |
| Same Day Employment            | 0                   | 1                   | 0                    | 0                               | 1             |
| Same Day Medical               | 0                   | 1                   | 0                    | 0                               | 1             |
| Same Day Social Rec            | 0                   | 2                   | 0                    | 0                               | 2             |
| Shopping                       | 0                   | 23                  | 0                    | 0                               | 23            |
| Social/Recreational            | 11                  | 101                 | 1                    | 2                               | 115           |

|                     |            |            |          |           |            |
|---------------------|------------|------------|----------|-----------|------------|
| <b>707</b>          | <b>292</b> | <b>339</b> | <b>0</b> | <b>12</b> | <b>643</b> |
| Education           | 255        | 5          | 0        | 6         | 266        |
| Employment          | 9          | 105        | 0        | 0         | 114        |
| Medical             | 11         | 86         | 0        | 4         | 101        |
| Nutrition           | 0          | 7          | 0        | 0         | 7          |
| Same Day Employment | 0          | 2          | 0        | 0         | 2          |
| Same Day Shopping   | 0          | 1          | 0        | 0         | 1          |
| Shopping            | 0          | 22         | 0        | 0         | 22         |
| Social/Recreational | 17         | 111        | 0        | 2         | 130        |
| <b>747</b>          | <b>133</b> | <b>128</b> | <b>0</b> | <b>3</b>  | <b>264</b> |
| Education           | 120        | 4          | 0        | 1         | 125        |
| Employment          | 5          | 40         | 0        | 0         | 45         |
| Medical             | 6          | 40         | 0        | 2         | 48         |
| Nutrition           | 0          | 4          | 0        | 0         | 4          |
| Same Day Medical    | 0          | 1          | 0        | 0         | 1          |
| Shopping            | 0          | 14         | 0        | 0         | 14         |
| Social/Recreational | 2          | 25         | 0        | 0         | 27         |
| <b>748</b>          | <b>8</b>   | <b>5</b>   | <b>0</b> | <b>1</b>  | <b>14</b>  |
| Education           | 6          | 0          | 0        | 0         | 6          |
| Employment          | 0          | 2          | 0        | 0         | 2          |
| Medical             | 2          | 3          | 0        | 1         | 6          |
| <b>749</b>          | <b>338</b> | <b>334</b> | <b>0</b> | <b>10</b> | <b>682</b> |
| Education           | 317        | 5          | 0        | 0         | 322        |
| Employment          | 7          | 73         | 0        | 0         | 80         |
| Medical             | 8          | 103        | 0        | 6         | 117        |
| Nutrition           | 0          | 21         | 0        | 0         | 21         |
| Same Day Employment | 0          | 1          | 0        | 0         | 1          |
| Same Day Medical    | 0          | 1          | 0        | 1         | 2          |
| Same Day Social Rec | 0          | 1          | 0        | 0         | 1          |
| Shopping            | 2          | 30         | 0        | 1         | 33         |
| Social/Recreational | 4          | 99         | 0        | 2         | 105        |
| <b>750</b>          | <b>306</b> | <b>385</b> | <b>0</b> | <b>9</b>  | <b>700</b> |
| Education           | 289        | 10         | 0        | 2         | 301        |
| Employment          | 6          | 93         | 0        | 0         | 99         |
| Medical             | 9          | 95         | 0        | 6         | 110        |
| Nutrition           | 0          | 18         | 0        | 0         | 18         |
| Same Day Education  | 1          | 0          | 0        | 0         | 1          |
| Same Day Medical    | 0          | 2          | 0        | 0         | 2          |
| Shopping            | 0          | 21         | 0        | 1         | 22         |
| Social/Recreational | 1          | 146        | 0        | 0         | 147        |
| <b>752</b>          | <b>267</b> | <b>376</b> | <b>1</b> | <b>13</b> | <b>657</b> |
| Education           | 236        | 5          | 0        | 2         | 243        |
| Employment          | 8          | 110        | 0        | 0         | 118        |
| Medical             | 2          | 98         | 0        | 7         | 107        |
| Nutrition           | 0          | 7          | 0        | 0         | 7          |
| Same Day Medical    | 0          | 1          | 0        | 1         | 2          |
| Same Day Social Rec | 0          | 1          | 0        | 0         | 1          |

|                     |             |             |          |            |             |             |
|---------------------|-------------|-------------|----------|------------|-------------|-------------|
| Shopping            | 0           | 18          | 0        | 0          | <b>18</b>   |             |
| Social/Recreational | 21          | 136         | 1        | 3          | <b>161</b>  |             |
| <b>754</b>          | <b>241</b>  | <b>301</b>  | <b>0</b> | <b>10</b>  |             | <b>552</b>  |
| Education           | 228         | 12          | 0        | 1          | <b>241</b>  |             |
| Employment          | 8           | 120         | 0        | 0          | <b>128</b>  |             |
| Medical             | 5           | 68          | 0        | 3          | <b>76</b>   |             |
| Nutrition           | 0           | 2           | 0        | 0          | <b>2</b>    |             |
| Same Day Employment | 0           | 1           | 0        | 0          | <b>1</b>    |             |
| Same Day Medical    | 0           | 2           | 0        | 3          | <b>5</b>    |             |
| Same Day Social Rec | 0           | 1           | 0        | 0          | <b>1</b>    |             |
| Shopping            | 0           | 6           | 0        | 0          | <b>6</b>    |             |
| Social/Recreational | 0           | 89          | 0        | 3          | <b>92</b>   |             |
| <b>755</b>          | <b>252</b>  | <b>188</b>  | <b>0</b> | <b>3</b>   |             | <b>443</b>  |
| Education           | 213         | 10          | 0        | 3          | <b>226</b>  |             |
| Employment          | 9           | 75          | 0        | 0          | <b>84</b>   |             |
| Medical             | 22          | 40          | 0        | 0          | <b>62</b>   |             |
| Nutrition           | 0           | 3           | 0        | 0          | <b>3</b>    |             |
| Same Day Shopping   | 0           | 2           | 0        | 0          | <b>2</b>    |             |
| Shopping            | 0           | 9           | 0        | 0          | <b>9</b>    |             |
| Social/Recreational | 8           | 49          | 0        | 0          | <b>57</b>   |             |
| <b>756</b>          | <b>251</b>  | <b>228</b>  | <b>0</b> | <b>3</b>   |             | <b>482</b>  |
| Education           | 219         | 6           | 0        | 3          | <b>228</b>  |             |
| Employment          | 10          | 102         | 0        | 0          | <b>112</b>  |             |
| Medical             | 13          | 45          | 0        | 0          | <b>58</b>   |             |
| Nutrition           | 0           | 4           | 0        | 0          | <b>4</b>    |             |
| Same Day Medical    | 0           | 1           | 0        | 0          | <b>1</b>    |             |
| Same Day Shopping   | 0           | 2           | 0        | 0          | <b>2</b>    |             |
| Shopping            | 0           | 19          | 0        | 0          | <b>19</b>   |             |
| Social/Recreational | 9           | 49          | 0        | 0          | <b>58</b>   |             |
| <b>Grand Total</b>  | <b>3328</b> | <b>3845</b> | <b>2</b> | <b>115</b> |             | <b>7290</b> |
|                     |             |             |          |            | <b>7290</b> | <b>7290</b> |

**May 2025 Trip Purpose by Vehicle Report**

| <b>Trip Purpose by Vehicle</b> | <b>Youth Riders</b> | <b>Adult Riders</b> | <b>Personal Care Attendants</b> | <b>Totals</b> |
|--------------------------------|---------------------|---------------------|---------------------------------|---------------|
| <b>79</b>                      | <b>330</b>          | <b>293</b>          | <b>10</b>                       | <b>633</b>    |
| Education                      | 255                 | 6                   | 0                               | 261           |
| Employment                     | 12                  | 55                  | 0                               | 67            |
| Medical                        | 5                   | 114                 | 10                              | 129           |
| Nutrition                      | 0                   | 11                  | 0                               | 11            |
| Same Day Social Rec            | 0                   | 1                   | 0                               | 1             |
| Shopping                       | 1                   | 17                  | 0                               | 18            |
| Social/Recreational            | 57                  | 89                  | 0                               | 146           |
| <b>84</b>                      | <b>291</b>          | <b>196</b>          | <b>8</b>                        | <b>495</b>    |
| Education                      | 279                 | 2                   | 2                               | 283           |
| Employment                     | 0                   | 37                  | 0                               | 37            |
| Medical                        | 11                  | 72                  | 6                               | 89            |
| Nutrition                      | 0                   | 5                   | 0                               | 5             |
| Same Day Shopping              | 0                   | 1                   | 0                               | 1             |
| Same Day Social Rec            | 0                   | 1                   | 0                               | 1             |
| Shopping                       | 0                   | 18                  | 0                               | 18            |
| Social/Recreational            | 1                   | 60                  | 0                               | 61            |
| <b>85</b>                      | <b>52</b>           | <b>216</b>          | <b>1</b>                        | <b>269</b>    |
| Education                      | 32                  | 2                   | 0                               | 34            |
| Employment                     | 6                   | 93                  | 0                               | 99            |
| Medical                        | 0                   | 35                  | 1                               | 36            |
| Nutrition                      | 0                   | 2                   | 0                               | 2             |
| Same Day Employment            | 0                   | 1                   | 0                               | 1             |
| Same Day Social Rec            | 0                   | 1                   | 0                               | 1             |
| Shopping                       | 0                   | 15                  | 0                               | 15            |
| Social/Recreational            | 14                  | 67                  | 0                               | 81            |
| <b>701</b>                     | <b>17</b>           | <b>11</b>           | <b>0</b>                        | <b>28</b>     |
| Education                      | 16                  | 0                   | 0                               | 16            |
| Employment                     | 1                   | 4                   | 0                               | 5             |
| Medical                        | 0                   | 5                   | 0                               | 5             |
| Nutrition                      | 0                   | 1                   | 0                               | 1             |
| Social/Recreational            | 0                   | 1                   | 0                               | 1             |
| <b>705</b>                     | <b>260</b>          | <b>361</b>          | <b>7</b>                        | <b>628</b>    |
| Education                      | 218                 | 3                   | 0                               | 221           |
| Employment                     | 3                   | 83                  | 0                               | 86            |
| Medical                        | 7                   | 110                 | 7                               | 124           |
| Nutrition                      | 0                   | 14                  | 0                               | 14            |
| Same Day Medical               | 0                   | 3                   | 0                               | 3             |
| Shopping                       | 0                   | 11                  | 0                               | 11            |
| Social/Recreational            | 32                  | 137                 | 0                               | 169           |
| <b>707</b>                     | <b>251</b>          | <b>231</b>          | <b>7</b>                        | <b>489</b>    |
| Education                      | 200                 | 9                   | 2                               | 211           |
| Employment                     | 6                   | 65                  | 0                               | 71            |

|                     |            |            |           |            |
|---------------------|------------|------------|-----------|------------|
| Medical             | 5          | 83         | 5         | 93         |
| Nutrition           | 0          | 5          | 0         | 5          |
| Same Day Employment | 0          | 1          | 0         | 1          |
| Same Day Medical    | 0          | 2          | 0         | 2          |
| Shopping            | 0          | 9          | 0         | 9          |
| Social/Recreational | 40         | 57         | 0         | 97         |
| <b>747</b>          | <b>146</b> | <b>187</b> | <b>2</b>  | <b>335</b> |
| Education           | 125        | 4          | 0         | 129        |
| Employment          | 0          | 46         | 0         | 46         |
| Medical             | 7          | 74         | 2         | 83         |
| Nutrition           | 0          | 4          | 0         | 4          |
| Same Day Shopping   | 0          | 3          | 0         | 3          |
| Shopping            | 0          | 14         | 0         | 14         |
| Social/Recreational | 14         | 42         | 0         | 56         |
| <b>748</b>          | <b>76</b>  | <b>109</b> | <b>4</b>  | <b>189</b> |
| Education           | 21         | 1          | 0         | 22         |
| Employment          | 1          | 19         | 0         | 20         |
| Medical             | 7          | 38         | 4         | 49         |
| Nutrition           | 0          | 6          | 0         | 6          |
| Same Day Employment | 0          | 1          | 0         | 1          |
| Same Day Shopping   | 0          | 1          | 0         | 1          |
| Shopping            | 0          | 9          | 0         | 9          |
| Social/Recreational | 47         | 34         | 0         | 81         |
| <b>749</b>          | <b>231</b> | <b>394</b> | <b>10</b> | <b>635</b> |
| Education           | 209        | 3          | 1         | 213        |
| Employment          | 5          | 98         | 0         | 103        |
| Medical             | 6          | 121        | 9         | 136        |
| Nutrition           | 0          | 17         | 0         | 17         |
| Same Day Education  | 1          | 0          | 0         | 1          |
| Same Day Employment | 1          | 2          | 0         | 3          |
| Same Day Medical    | 0          | 2          | 0         | 2          |
| Shopping            | 0          | 27         | 0         | 27         |
| Social/Recreational | 9          | 124        | 0         | 133        |
| <b>750</b>          | <b>288</b> | <b>333</b> | <b>12</b> | <b>633</b> |
| Education           | 254        | 2          | 0         | 256        |
| Employment          | 5          | 63         | 0         | 68         |
| Medical             | 9          | 113        | 11        | 133        |
| Nutrition           | 0          | 16         | 0         | 16         |
| Same Day Employment | 0          | 1          | 0         | 1          |
| Same Day Medical    | 0          | 1          | 1         | 2          |
| Same Day Shopping   | 0          | 1          | 0         | 1          |
| Shopping            | 0          | 22         | 0         | 22         |
| Social/Recreational | 20         | 114        | 0         | 134        |
| <b>752</b>          | <b>200</b> | <b>390</b> | <b>9</b>  | <b>599</b> |
| Education           | 179        | 1          | 2         | 182        |
| Employment          | 1          | 117        | 0         | 118        |
| Medical             | 4          | 81         | 7         | 92         |

|                     |             |             |           |             |
|---------------------|-------------|-------------|-----------|-------------|
| Nutrition           | 0           | 8           | 0         | 8           |
| Same Day Employment | 1           | 3           | 0         | 4           |
| Same Day Medical    | 0           | 2           | 0         | 2           |
| Same Day Shopping   | 0           | 2           | 0         | 2           |
| Same Day Social Rec | 0           | 2           | 0         | 2           |
| Shopping            | 2           | 46          | 0         | 48          |
| Social/Recreational | 13          | 128         | 0         | 141         |
| <b>754</b>          | <b>209</b>  | <b>321</b>  | <b>4</b>  | <b>534</b>  |
| Education           | 193         | 6           | 1         | 200         |
| Employment          | 2           | 160         | 0         | 162         |
| Medical             | 6           | 66          | 3         | 75          |
| Nutrition           | 0           | 4           | 0         | 4           |
| Same Day Employment | 0           | 2           | 0         | 2           |
| Same Day Medical    | 0           | 1           | 0         | 1           |
| Same Day Social Rec | 0           | 7           | 0         | 7           |
| Shopping            | 0           | 11          | 0         | 11          |
| Social/Recreational | 8           | 64          | 0         | 72          |
| <b>755</b>          | <b>170</b>  | <b>171</b>  | <b>0</b>  | <b>341</b>  |
| Education           | 130         | 3           | 0         | 133         |
| Employment          | 8           | 72          | 0         | 80          |
| Medical             | 11          | 41          | 0         | 52          |
| Nutrition           | 0           | 5           | 0         | 5           |
| Same Day Employment | 1           | 0           | 0         | 1           |
| Same Day Shopping   | 0           | 1           | 0         | 1           |
| Shopping            | 1           | 10          | 0         | 11          |
| Social/Recreational | 19          | 39          | 0         | 58          |
| <b>756</b>          | <b>221</b>  | <b>271</b>  | <b>0</b>  | <b>492</b>  |
| Education           | 177         | 4           | 0         | 181         |
| Employment          | 19          | 124         | 0         | 143         |
| Medical             | 13          | 55          | 0         | 68          |
| Nutrition           | 0           | 8           | 0         | 8           |
| Same Day Shopping   | 0           | 1           | 0         | 1           |
| Same Day Social Rec | 0           | 3           | 0         | 3           |
| Shopping            | 0           | 27          | 0         | 27          |
| Social/Recreational | 12          | 49          | 0         | 61          |
| <b>Grand Total</b>  | <b>2742</b> | <b>3484</b> | <b>74</b> | <b>6300</b> |
|                     |             |             |           | <b>6300</b> |

### June 2025 Trip Purpose by vehicle

| <u>Trip Purpose by Vehicle</u> | <u>Adult<br/>Riders</u> | <u>Infant<br/>Riders</u> | <u>Youth<br/>Riders</u> | <u>Personal<br/>Care<br/>Attendant</u> | <u>Other<br/>Riders</u> | <u>Total</u> |
|--------------------------------|-------------------------|--------------------------|-------------------------|--|-------------------------|--------------|
| <b>79</b>                      | <b>227</b>              | <b>17</b>                | <b>226</b>              | <b>6</b>                               | <b>0</b>                | <b>476</b>   |
| Education                      | 1                       | 0                        | 5                       | 0                                      | 0                       | 6            |
| Employment                     | 28                      | 0                        | 11                      | 0                                      | 0                       | 39           |
| Medical                        | 70                      | 0                        | 2                       | 5                                      | 0                       | 77           |
| Nutrition                      | 10                      | 0                        | 0                       | 0                                      | 0                       | 10           |
| Same Day Employment            | 2                       | 0                        | 0                       | 0                                      | 0                       | 2            |
| Same Day Medical               | 2                       | 0                        | 0                       | 0                                      | 0                       | 2            |
| Shopping                       | 6                       | 0                        | 0                       | 1                                      | 0                       | 7            |
| Social/Recreational            | 108                     | 17                       | 208                     | 0                                      | 0                       | 333          |
| <b>84</b>                      | <b>0</b>                | <b>0</b>                 | <b>0</b>                | <b>0</b>                               | <b>0</b>                | <b>0</b>     |
|                                |                         |                          |                         |  |                         | 0            |
|                                |                         |                          |                         |  |                         | 0            |
|                                |                         |                          |                         |  |                         | 0            |
|                                |                         |                          |                         |  |                         | 0            |
| <b>85</b>                      | <b>255</b>              | <b>0</b>                 | <b>31</b>               | <b>2</b>                               | <b>0</b>                | <b>288</b>   |
| Education                      | 1                       | 0                        | 2                       | 0                                      | 0                       | 3            |
| Employment                     | 95                      | 0                        | 5                       | 0                                      | 0                       | 100          |
| Medical                        | 52                      | 0                        | 1                       | 2                                      | 0                       | 55           |
| Nutrition                      | 3                       | 0                        | 0                       | 0                                      | 0                       | 3            |
| Same Day Employment            | 6                       | 0                        | 0                       | 0                                      | 0                       | 6            |
| Same Day Social Rec            | 4                       | 0                        | 0                       | 0                                      | 0                       | 4            |
| Shopping                       | 11                      | 0                        | 0                       | 0                                      | 0                       | 11           |
| Social/Recreational            | 83                      | 0                        | 23                      | 0                                      | 0                       | 106          |
| <b>705</b>                     | <b>350</b>              | <b>13</b>                | <b>147</b>              | <b>6</b>                               | <b>0</b>                | <b>516</b>   |
| Education                      | 0                       | 0                        | 6                       | 0                                      | 0                       | 6            |
| Employment                     | 58                      | 0                        | 5                       | 0                                      | 0                       | 63           |
| Medical                        | 104                     | 0                        | 4                       | 6                                      | 0                       | 114          |
| Nutrition                      | 10                      | 0                        | 0                       | 0                                      | 0                       | 10           |
| Same Day Medical               | 3                       | 0                        | 0                       | 0                                      | 0                       | 3            |
| Same Day Shopping              | 1                       | 0                        | 0                       | 0                                      | 0                       | 1            |
| Same Day Social Rec            | 1                       | 0                        | 2                       | 0                                      | 0                       | 3            |
| Shopping                       | 29                      | 0                        | 0                       | 0                                      | 0                       | 29           |
| Social/Recreational            | 144                     | 13                       | 130                     | 0                                      | 0                       | 287          |
| <b>707</b>                     | <b>235</b>              | <b>33</b>                | <b>221</b>              | <b>3</b>                               | <b>1</b>                | <b>493</b>   |
| Education                      | 1                       | 0                        | 4                       | 0                                      | 0                       | 5            |
| Employment                     | 62                      | 0                        | 11                      | 0                                      | 0                       | 73           |
| Medical                        | 87                      | 0                        | 4                       | 2                                      | 1                       | 94           |
| Nutrition                      | 9                       | 0                        | 0                       | 1                                      | 0                       | 10           |
| Same Day Employment            | 2                       | 0                        | 0                       | 0                                      | 0                       | 2            |
| Same Day Medical               | 3                       | 0                        | 0                       | 0                                      | 0                       | 3            |
| Same Day Social Rec            | 1                       | 0                        | 0                       | 0                                      | 0                       | 1            |

|                     |            |          |            |          |          |            |
|---------------------|------------|----------|------------|----------|----------|------------|
| Shopping            | 12         | 0        | 0          | 0        | 0        | 12         |
| Social/Recreational | 58         | 33       | 202        | 0        | 0        | 293        |
| <b>747</b>          | <b>154</b> | <b>0</b> | <b>50</b>  | <b>4</b> | <b>0</b> | <b>208</b> |
| Employment          | 20         | 0        | 5          | 0        | 0        | 25         |
| Medical             | 57         | 0        | 3          | 3        | 0        | 63         |
| Nutrition           | 2          | 0        | 0          | 0        | 0        | 2          |
| Same Day Shopping   | 1          | 0        | 0          | 0        | 0        | 1          |
| Same Day Social Rec | 1          | 0        | 0          | 0        | 0        | 1          |
| Shopping            | 13         | 0        | 0          | 1        | 0        | 14         |
| Social/Recreational | 60         | 0        | 42         | 0        | 0        | 102        |
| <b>748</b>          | <b>281</b> | <b>0</b> | <b>133</b> | <b>3</b> | <b>0</b> | <b>417</b> |
| Education           | 1          | 0        | 2          | 0        | 0        | 3          |
| Employment          | 49         | 0        | 2          | 0        | 0        | 51         |
| Medical             | 112        | 0        | 6          | 2        | 0        | 120        |
| Nutrition           | 13         | 0        | 0          | 1        | 0        | 14         |
| Same Day Social Rec | 2          | 0        | 0          | 0        | 0        | 2          |
| Shopping            | 28         | 0        | 0          | 0        | 0        | 28         |
| Social/Recreational | 76         | 0        | 123        | 0        | 0        | 199        |
| <b>749</b>          | <b>378</b> | <b>0</b> | <b>85</b>  | <b>7</b> | <b>0</b> | <b>470</b> |
| Education           | 0          | 0        | 3          | 0        | 0        | 3          |
| Employment          | 77         | 0        | 7          | 0        | 0        | 84         |
| Medical             | 126        | 0        | 4          | 7        | 0        | 137        |
| Nutrition           | 12         | 0        | 0          | 0        | 0        | 12         |
| Same Day Medical    | 3          | 0        | 0          | 0        | 0        | 3          |
| Same Day Social Rec | 1          | 0        | 0          | 0        | 0        | 1          |
| Shopping            | 22         | 0        | 1          | 0        | 0        | 23         |
| Social/Recreational | 137        | 0        | 70         | 0        | 0        | 207        |
| <b>750</b>          | <b>329</b> | <b>0</b> | <b>114</b> | <b>7</b> | <b>0</b> | <b>450</b> |
| Education           | 1          | 0        | 7          | 0        | 0        | 8          |
| Employment          | 55         | 0        | 3          | 0        | 0        | 58         |
| Medical             | 107        | 0        | 10         | 7        | 0        | 124        |
| Nutrition           | 15         | 0        | 0          | 0        | 0        | 15         |
| Same Day Employment | 1          | 0        | 0          | 0        | 0        | 1          |
| Same Day Medical    | 4          | 0        | 0          | 0        | 0        | 4          |
| Same Day Shopping   | 1          | 0        | 0          | 0        | 0        | 1          |
| Same Day Social Rec | 1          | 0        | 1          | 0        | 0        | 2          |
| Shopping            | 16         | 0        | 0          | 0        | 0        | 16         |
| Social/Recreational | 128        | 0        | 93         | 0        | 0        | 221        |
| <b>752</b>          | <b>307</b> | <b>0</b> | <b>74</b>  | <b>3</b> | <b>0</b> | <b>384</b> |
| Education           | 1          | 0        | 0          | 0        | 0        | 1          |
| Employment          | 63         | 0        | 7          | 0        | 0        | 70         |
| Medical             | 93         | 0        | 5          | 3        | 0        | 101        |
| Nutrition           | 5          | 0        | 0          | 0        | 0        | 5          |
| Same Day Medical    | 1          | 0        | 0          | 0        | 0        | 1          |
| Shopping            | 26         | 0        | 0          | 0        | 0        | 26         |
| Social/Recreational | 118        | 0        | 62         | 0        | 0        | 180        |
| <b>754</b>          | <b>344</b> | <b>0</b> | <b>31</b>  | <b>2</b> | <b>0</b> | <b>377</b> |

|                     |             |           |             |           |          |             |
|---------------------|-------------|-----------|-------------|-----------|----------|-------------|
| Education           | 0           | 0         | 1           | 0         | 0        | 1           |
| Employment          | 178         | 0         | 5           | 0         | 0        | 183         |
| Medical             | 67          | 0         | 2           | 2         | 0        | 71          |
| Nutrition           | 2           | 0         | 0           | 0         | 0        | 2           |
| Same Day Employment | 10          | 0         | 0           | 0         | 0        | 10          |
| Same Day Medical    | 3           | 0         | 0           | 0         | 0        | 3           |
| Same Day Social Rec | 14          | 0         | 0           | 0         | 0        | 14          |
| Shopping            | 8           | 0         | 0           | 0         | 0        | 8           |
| Social/Recreational | 62          | 0         | 23          | 0         | 0        | 85          |
| <b>755</b>          | <b>210</b>  | <b>0</b>  | <b>68</b>   | <b>0</b>  | <b>0</b> | <b>278</b>  |
| Education           | 0           | 0         | 5           | 0         | 0        | 5           |
| Employment          | 79          | 0         | 9           | 0         | 0        | 88          |
| Medical             | 50          | 0         | 14          | 0         | 0        | 64          |
| Nutrition           | 8           | 0         | 0           | 0         | 0        | 8           |
| Same Day Social Rec | 1           | 0         | 0           | 0         | 0        | 1           |
| Shopping            | 16          | 0         | 0           | 0         | 0        | 16          |
| Social/Recreational | 56          | 0         | 40          | 0         | 0        | 96          |
| <b>756</b>          | <b>211</b>  | <b>0</b>  | <b>51</b>   | <b>0</b>  | <b>0</b> | <b>262</b>  |
| Education           | 0           | 0         | 4           | 0         | 0        | 4           |
| Employment          | 98          | 0         | 13          | 0         | 0        | 111         |
| Medical             | 38          | 0         | 6           | 0         | 0        | 44          |
| Nutrition           | 4           | 0         | 0           | 0         | 0        | 4           |
| Same Day Employment | 1           | 0         | 0           | 0         | 0        | 1           |
| Same Day Medical    | 2           | 0         | 0           | 0         | 0        | 2           |
| Same Day Social Rec | 2           | 0         | 0           | 0         | 0        | 2           |
| Shopping            | 18          | 0         | 1           | 0         | 0        | 19          |
| Social/Recreational | 48          | 0         | 27          | 0         | 0        | 75          |
| <b>Grand Total</b>  | <b>3281</b> | <b>63</b> | <b>1231</b> | <b>43</b> | <b>1</b> | <b>4619</b> |
|                     |             |           |             |           |          | <b>4619</b> |

\*\*reports were updated to show that #84 actually had no rides in June. The rides showing under #84 should have been recorded under #748. The driver entered the wrong bus # at the start of the shift. We had to adjust the rides from #84 to reflect the rides correctly being under #748\*\*

**July 2025 Trip Purpose by Vehicle**

| <u>Trip Purpose by Vehicle</u> | <u>Adult<br/>Riders</u> | <u>Youth<br/>Riders</u> | <u>Personal Care<br/>Attendants</u> | <u>Other<br/>Riders</u> | <u>Totals</u> |
|--------------------------------|-------------------------|-------------------------|-------------------------------------|-------------------------|---------------|
| <b>79</b>                      | <b>324</b>              | <b>156</b>              | <b>7</b>                            | <b>1</b>                | <b>488</b>    |
| Education                      | 0                       | 6                       | 0                                   | 0                       | 6             |
| Employment                     | 62                      | 8                       | 0                                   | 0                       | 70            |
| Medical                        | 97                      | 10                      | 6                                   | 1                       | 114           |
| Nutrition                      | 6                       | 0                       | 0                                   | 0                       | 6             |
| Same Day Medical               | 5                       | 0                       | 1                                   | 0                       | 6             |
| Same Day Shopping              | 1                       | 0                       | 0                                   | 0                       | 1             |
| Same Day Social Rec            | 1                       | 0                       | 0                                   | 0                       | 1             |
| Shopping                       | 16                      | 0                       | 0                                   | 0                       | 16            |
| Social/Recreational            | 136                     | 132                     | 0                                   | 0                       | 268           |
| <b>84</b>                      | <b>57</b>               | <b>11</b>               | <b>1</b>                            | <b>0</b>                | <b>69</b>     |
| Employment                     | 16                      | 1                       | 0                                   | 0                       | 17            |
| Medical                        | 11                      | 0                       | 1                                   | 0                       | 12            |
| Same Day Employment            | 1                       | 0                       | 0                                   | 0                       | 1             |
| Same Day Social Rec            | 1                       | 0                       | 0                                   | 0                       | 1             |
| Shopping                       | 1                       | 0                       | 0                                   | 0                       | 1             |
| Social/Recreational            | 27                      | 10                      | 0                                   | 0                       | 37            |
| <b>85</b>                      | <b>431</b>              | <b>130</b>              | <b>8</b>                            | <b>1</b>                | <b>570</b>    |
| Education                      | 1                       | 3                       | 0                                   | 0                       | 4             |
| Employment                     | 124                     | 1                       | 0                                   | 0                       | 125           |
| Medical                        | 104                     | 4                       | 8                                   | 1                       | 117           |
| Nutrition                      | 5                       | 0                       | 0                                   | 0                       | 5             |
| Same Day Employment            | 2                       | 0                       | 0                                   | 0                       | 2             |
| Same Day Medical               | 4                       | 0                       | 0                                   | 0                       | 4             |
| Same Day Shopping              | 1                       | 0                       | 0                                   | 0                       | 1             |
| Same Day Social Rec            | 7                       | 0                       | 0                                   | 0                       | 7             |
| Shopping                       | 19                      | 2                       | 0                                   | 0                       | 21            |
| Social/Recreational            | 164                     | 120                     | 0                                   | 0                       | 284           |
| <b>701</b>                     | <b>10</b>               | <b>37</b>               | <b>0</b>                            | <b>0</b>                | <b>47</b>     |
| Employment                     | 2                       | 0                       | 0                                   | 0                       | 2             |
| Medical                        | 1                       | 0                       | 0                                   | 0                       | 1             |
| Shopping                       | 1                       | 0                       | 0                                   | 0                       | 1             |
| Social/Recreational            | 6                       | 37                      | 0                                   | 0                       | 43            |
| <b>705</b>                     | <b>443</b>              | <b>173</b>              | <b>12</b>                           | <b>0</b>                | <b>628</b>    |
| Education                      | 0                       | 3                       | 0                                   | 0                       | 3             |
| Employment                     | 97                      | 2                       | 0                                   | 0                       | 99            |
| Medical                        | 139                     | 8                       | 10                                  | 0                       | 157           |
| Nutrition                      | 23                      | 0                       | 0                                   | 0                       | 23            |
| Same Day Employment            | 2                       | 0                       | 0                                   | 0                       | 2             |
| Same Day Medical               | 7                       | 0                       | 1                                   | 0                       | 8             |
| Same Day Shopping              | 1                       | 0                       | 0                                   | 0                       | 1             |

|                     |            |            |           |          |            |
|---------------------|------------|------------|-----------|----------|------------|
| Same Day Social Rec | 3          | 0          | 0         | 0        | <b>3</b>   |
| Shopping            | 17         | 2          | 0         | 0        | <b>19</b>  |
| Social/Recreational | 154        | 158        | 1         | 0        | <b>313</b> |
| <b>707</b>          | <b>76</b>  | <b>60</b>  | <b>4</b>  | <b>0</b> | <b>140</b> |
| Employment          | 21         | 0          | 0         | 0        | <b>21</b>  |
| Medical             | 27         | 1          | 4         | 0        | <b>32</b>  |
| Nutrition           | 1          | 0          | 0         | 0        | <b>1</b>   |
| Shopping            | 8          | 0          | 0         | 0        | <b>8</b>   |
| Social/Recreational | 19         | 59         | 0         | 0        | <b>78</b>  |
| <b>747</b>          | <b>130</b> | <b>17</b>  | <b>4</b>  | <b>1</b> | <b>152</b> |
| Employment          | 32         | 1          | 0         | 0        | <b>33</b>  |
| Medical             | 35         | 8          | 3         | 0        | <b>46</b>  |
| Nutrition           | 3          | 0          | 0         | 0        | <b>3</b>   |
| Same Day Medical    | 1          | 1          | 0         | 1        | <b>3</b>   |
| Same Day Social Rec | 1          | 0          | 0         | 0        | <b>1</b>   |
| Shopping            | 9          | 0          | 1         | 0        | <b>10</b>  |
| Social/Recreational | 49         | 7          | 0         | 0        | <b>56</b>  |
| <b>748</b>          | <b>324</b> | <b>145</b> | <b>8</b>  | <b>1</b> | <b>478</b> |
| Education           | 1          | 6          | 0         | 0        | <b>7</b>   |
| Employment          | 80         | 3          | 0         | 0        | <b>83</b>  |
| Medical             | 117        | 7          | 7         | 1        | <b>132</b> |
| Nutrition           | 15         | 0          | 0         | 0        | <b>15</b>  |
| Same Day Medical    | 9          | 0          | 0         | 0        | <b>9</b>   |
| Same Day Social Rec | 1          | 0          | 0         | 0        | <b>1</b>   |
| Shopping            | 25         | 0          | 0         | 0        | <b>25</b>  |
| Social/Recreational | 76         | 129        | 1         | 0        | <b>206</b> |
| <b>749</b>          | <b>355</b> | <b>106</b> | <b>10</b> | <b>0</b> | <b>471</b> |
| Education           | 0          | 6          | 0         | 0        | <b>6</b>   |
| Employment          | 75         | 1          | 0         | 0        | <b>76</b>  |
| Medical             | 119        | 9          | 9         | 0        | <b>137</b> |
| Nutrition           | 8          | 0          | 0         | 0        | <b>8</b>   |
| Same Day Medical    | 9          | 0          | 1         | 0        | <b>10</b>  |
| Same Day Social Rec | 2          | 1          | 0         | 0        | <b>3</b>   |
| Shopping            | 25         | 0          | 0         | 0        | <b>25</b>  |
| Social/Recreational | 117        | 89         | 0         | 0        | <b>206</b> |
| <b>750</b>          | <b>363</b> | <b>84</b>  | <b>7</b>  | <b>0</b> | <b>454</b> |
| Education           | 0          | 4          | 0         | 0        | <b>4</b>   |
| Employment          | 74         | 1          | 0         | 0        | <b>75</b>  |
| Medical             | 110        | 7          | 5         | 0        | <b>122</b> |
| Nutrition           | 22         | 0          | 0         | 0        | <b>22</b>  |
| Same Day Medical    | 6          | 0          | 1         | 0        | <b>7</b>   |
| Same Day Shopping   | 1          | 0          | 0         | 0        | <b>1</b>   |
| Same Day Social Rec | 1          | 0          | 0         | 0        | <b>1</b>   |
| Shopping            | 16         | 3          | 1         | 0        | <b>20</b>  |
| Social/Recreational | 133        | 69         | 0         | 0        | <b>202</b> |
| <b>752</b>          | <b>148</b> | <b>40</b>  | <b>2</b>  | <b>0</b> | <b>190</b> |
| Education           | 0          | 3          | 0         | 0        | <b>3</b>   |

|                     |             |             |           |          |             |
|---------------------|-------------|-------------|-----------|----------|-------------|
| Employment          | 51          | 0           | 0         | 0        | 51          |
| Medical             | 29          | 0           | 2         | 0        | 31          |
| Nutrition           | 3           | 0           | 0         | 0        | 3           |
| Same Day Employment | 1           | 0           | 0         | 0        | 1           |
| Same Day Medical    | 1           | 0           | 0         | 0        | 1           |
| Same Day Social Rec | 2           | 0           | 0         | 0        | 2           |
| Shopping            | 13          | 1           | 0         | 0        | 14          |
| Social/Recreational | 48          | 36          | 0         | 0        | 84          |
| <b>754</b>          | <b>392</b>  | <b>39</b>   | <b>4</b>  | <b>2</b> | <b>437</b>  |
| Employment          | 173         | 7           | 0         | 0        | 180         |
| Medical             | 118         | 5           | 4         | 2        | 129         |
| Nutrition           | 2           | 0           | 0         | 0        | 2           |
| Same Day Employment | 2           | 0           | 0         | 0        | 2           |
| Same Day Medical    | 4           | 0           | 0         | 0        | 4           |
| Same Day Social Rec | 4           | 0           | 0         | 0        | 4           |
| Shopping            | 15          | 0           | 0         | 0        | 15          |
| Social/Recreational | 74          | 27          | 0         | 0        | 101         |
| <b>755</b>          | <b>201</b>  | <b>54</b>   | <b>0</b>  | <b>0</b> | <b>255</b>  |
| Education           | 1           | 7           | 0         | 0        | 8           |
| Employment          | 87          | 4           | 0         | 0        | 91          |
| Medical             | 35          | 12          | 0         | 0        | 47          |
| Nutrition           | 7           | 0           | 0         | 0        | 7           |
| Same Day Employment | 1           | 0           | 0         | 0        | 1           |
| Same Day Shopping   | 3           | 0           | 0         | 0        | 3           |
| Shopping            | 10          | 2           | 0         | 0        | 12          |
| Social/Recreational | 57          | 29          | 0         | 0        | 86          |
| <b>756</b>          | <b>164</b>  | <b>27</b>   | <b>0</b>  | <b>2</b> | <b>193</b>  |
| Employment          | 60          | 2           | 0         | 0        | 62          |
| Medical             | 33          | 9           | 0         | 2        | 44          |
| Nutrition           | 1           | 0           | 0         | 0        | 1           |
| Same Day Shopping   | 4           | 0           | 0         | 0        | 4           |
| Same Day Social Rec | 2           | 0           | 0         | 0        | 2           |
| Shopping            | 20          | 0           | 0         | 0        | 20          |
| Social/Recreational | 44          | 16          | 0         | 0        | 60          |
| <b>Totals</b>       | <b>3418</b> | <b>1079</b> | <b>67</b> | <b>8</b> | <b>4572</b> |
|                     |             |             |           |          | <b>4572</b> |

## June 2024 - September 2025 Eligible Nutrition Meals

April 2025

| Site                      | YTD Eligible | LY           | Year Projection | Monthly Goal | Total Meals Served | YTD Projection | Diff to Projection |
|---------------------------|--------------|--------------|-----------------|--------------|--------------------|----------------|--------------------|
| *Mt. Vernon               | 1529         | 1656         | 2800            | 175          | 1529               | 1925           | -396               |
| Tripp                     | 9775         | 5944         | 8900            | 556          | 9775               | 6116           | 3659               |
| Parkston                  | 2857         | 12263        | 18600           | 1162         | 2857               | 12782          | -9925              |
| Cathedral Squares         | 3915         | 4385         | 6400            | 400          | 4182               | 4400           | -485               |
| Meadowlawn                | 2056         | 2033         | 3000            | 187          | 2135               | 2057           | -1                 |
| Wesley Acres              | 3544         | 3937         | 5800            | 363          | 3544               | 3993           | -449               |
| JVCC/Dine Card            | 13850        | 12195        | 17000           | 1063         | 14300              | 11693          | 2157               |
| Greenridge                | 1805         | 2555         | 3500            | 219          | 1809               | 2409           | -604               |
| <b>Total</b>              | <b>39331</b> | <b>44968</b> | <b>66000</b>    | <b>4125</b>  | <b>40131</b>       | <b>45375</b>   | <b>-6044</b>       |
| *No meals in June or July |              |              |                 |              |                    |                |                    |
|                           |              |              |                 |              |                    |                |                    |
|                           |              |              |                 |              |                    |                |                    |
|                           |              |              |                 |              |                    |                |                    |
| Site                      | April        |              | Monthly Goal    |              | Difference         |                |                    |
| Mt.Vernon                 | 187          |              | 175             |              | 12                 |                |                    |
| Tripp                     | 1137         |              | 556             |              | 581                |                |                    |
| Parkston                  | 0            |              | 1162            |              | -1162              |                |                    |
| Cathedral Squares         | 335          |              | 400             |              | -65                |                |                    |
| Meadowlawn                | 183          |              | 187             |              | -4                 |                |                    |
| Wesley Acres              | 346          |              | 363             |              | -17                |                |                    |
| JVCC/Dine Card            | 1400         |              | 1063            |              | 337                |                |                    |
| Greenridge                | 128          |              | 219             |              | -91                |                |                    |
| <b>Total</b>              | <b>3716</b>  |              | <b>4125</b>     |              | <b>-409</b>        |                |                    |
| Eligible & Ineligible     | <b>3778</b>  |              |                 |              |                    |                |                    |
|                           |              |              |                 |              |                    |                |                    |
|                           |              |              |                 |              |                    |                |                    |
|                           |              |              |                 |              |                    |                |                    |
|                           |              |              |                 |              |                    |                |                    |
|                           |              |              |                 |              |                    |                |                    |
|                           |              |              |                 |              |                    |                |                    |
|                           |              |              |                 |              |                    |                |                    |
|                           |              |              |                 |              |                    |                |                    |

## June 2024 - September 2025 Eligible Nutrition Meals

April 2025

| Site                     | April | Last Year April | Year To Date |
|--------------------------|-------|-----------------|--------------|
| County Fair Dine Card    | 242   | 218             | 2533         |
| Coborns Dine Card        | 211   | 136             | 1689         |
| JVCC Congregate          | 415   | 314             | 3455         |
| Blizzard Meals           | 0     | 0               | 14           |
| JVCC 2nd Meals           | 532   | 501             | 6173         |
| Wesley Acres 2nd         | 0     | 0               | 15           |
| Cath. Squares 2nd        | 0     | 0               | 95           |
| Meadowlawn 2nd           | 10    | 16              | 301          |
| Greenridge 2nd           | 0     | 15              | 102          |
| Total 2nd Meals          | 570   | 542             | 7040         |
| Eligible 2nd Meals       | 542   | 532             | 6686         |
| Ineligible 2nd Meals     | 28    | 10              | 354          |
| Greenridge Ineligible    | 0     | 0               | 4            |
| Cath. Squares Ineligible | 22    | 40              | 267          |
| JVCC Ineligible          | 40    | 18              | 96           |
| Meadowlawn Ineligible    | 0     | 21              | 79           |

## June 2024 - September 2025 Eligible Nutrition Meals

May 2025

| Site                      | YTD Eligible | LY           | Year Projection | Monthly Goal | Total Meals Served | YTD Projection | Diff to Projection |
|---------------------------|--------------|--------------|-----------------|--------------|--------------------|----------------|--------------------|
| *Mt. Vernon               | 1644         | 1766         | 2800            | 175          | 1644               | 2100           | -456               |
| Tripp                     | 10778        | 6617         | 8900            | 556          | 10778              | 6672           | 4106               |
| Parkston                  | 2857         | 13391        | 18600           | 1162         | 2857               | 13944          | -11087             |
| Cathedral Squares         | 4234         | 4777         | 6400            | 400          | 4501               | 4800           | -566               |
| Meadowlawn                | 2298         | 2235         | 3000            | 187          | 2377               | 2244           | 54                 |
| Wesley Acres              | 3849         | 4279         | 5800            | 363          | 3849               | 4356           | -507               |
| JVCC/Dine Card            | 15212        | 13349        | 17000           | 1063         | 15705              | 12756          | 2456               |
| Greenridge                | 1923         | 2785         | 3500            | 219          | 1927               | 2628           | -705               |
| <b>Total</b>              | <b>42795</b> | <b>49199</b> | <b>66000</b>    | <b>4125</b>  | <b>43638</b>       | <b>49500</b>   | <b>-6705</b>       |
| *No meals in June or July |              |              |                 |              |                    |                |                    |
|                           |              |              |                 |              |                    |                |                    |
|                           |              |              |                 |              |                    |                |                    |
|                           |              |              |                 |              |                    |                |                    |
| Site                      | May          |              | Monthly Goal    |              | Difference         |                |                    |
| Mt.Vernon                 | 115          |              | 175             |              | -60                |                |                    |
| Tripp                     | 1003         |              | 556             |              | 447                |                |                    |
| Parkston                  | 0            |              | 1162            |              | -1162              |                |                    |
| Cathedral Squares         | 319          |              | 400             |              | -81                |                |                    |
| Meadowlawn                | 242          |              | 187             |              | 55                 |                |                    |
| Wesley Acres              | 305          |              | 363             |              | -58                |                |                    |
| JVCC/Dine Card            | 1362         |              | 1063            |              | 299                |                |                    |
| Greenridge                | 118          |              | 219             |              | -101               |                |                    |
| <b>Total</b>              | <b>3464</b>  |              | <b>4125</b>     |              | <b>-661</b>        |                |                    |
| Eligible & Ineligible     | <b>3507</b>  |              |                 |              |                    |                |                    |
|                           |              |              |                 |              |                    |                |                    |
|                           |              |              |                 |              |                    |                |                    |
|                           |              |              |                 |              |                    |                |                    |
|                           |              |              |                 |              |                    |                |                    |
|                           |              |              |                 |              |                    |                |                    |
|                           |              |              |                 |              |                    |                |                    |
|                           |              |              |                 |              |                    |                |                    |
|                           |              |              |                 |              |                    |                |                    |

## June 2024 - September 2025 Eligible Nutrition Meals

May 2025

| Site                     | May | Last Year May | Year To Date |
|--------------------------|-----|---------------|--------------|
| County Fair Dine Card    | 231 | 237           | 2764         |
| Coborns Dine Card        | 188 | 143           | 1877         |
| JVCC Congregate          | 337 | 270           | 3792         |
| Blizzard Meals           | 0   | 0             | 14           |
| JVCC 2nd Meals           | 606 | 504           | 6779         |
| Wesley Acres 2nd         | 0   | 0             | 15           |
| Cath. Squares 2nd        | 0   | 4             | 95           |
| Meadowlawn 2nd           | 80  | 14            | 381          |
| Greenridge 2nd           | 0   | 7             | 102          |
| Total 2nd Meals          | 710 | 596           | 7750         |
| Eligible 2nd Meals       | 686 | 529           | 7372         |
| Ineligible 2nd Meals     | 24  | 67            | 378          |
| Greenridge Ineligible    | 0   | 0             | 4            |
| Cath. Squares Ineligible | 0   | 44            | 267          |
| JVCC Ineligible          | 43  | 79            | 115          |
| Meadowlawn Ineligible    | 0   | 15            | 79           |

## June 2024 - September 2025 Eligible Nutrition Meals

June 2025

| Site                      | YTD Eligible | LY           | Year Projection | Monthly Goal | Total Meals Served | YTD Projection | Diff to Projection |
|---------------------------|--------------|--------------|-----------------|--------------|--------------------|----------------|--------------------|
| *Mt. Vernon               | 1644         | 1766         | 2800            | 175          | 1644               | 2275           | -631               |
| Tripp                     | 11796        | 7345         | 8900            | 556          | 11796              | 7228           | 4568               |
| Parkston                  | 2857         | 13779        | 18600           | 1162         | 2857               | 15106          | -12249             |
| Cathedral Squares         | 4505         | 5101         | 6400            | 400          | 4772               | 5200           | -695               |
| Meadowlawn                | 2516         | 2440         | 3000            | 187          | 2595               | 2431           | 85                 |
| Wesley Acres              | 4143         | 4610         | 5800            | 363          | 4143               | 4719           | -576               |
| JVCC/Dine Card            | 16404        | 14583        | 17000           | 1063         | 16938              | 13819          | 2585               |
| Greenridge                | 2022         | 2987         | 3500            | 219          | 2026               | 2847           | -825               |
| <b>Total</b>              | <b>45887</b> | <b>52611</b> | <b>66000</b>    | <b>4125</b>  | <b>46771</b>       | <b>53625</b>   | <b>-7738</b>       |
| *No meals in June or July |              |              |                 |              |                    |                |                    |
|                           |              |              |                 |              |                    |                |                    |
|                           |              |              |                 |              |                    |                |                    |
|                           |              |              |                 |              |                    |                |                    |
| Site                      | June         |              | Monthly Goal    |              | Difference         |                |                    |
| Mt.Vernon                 | 0            |              | 175             |              | -175               |                |                    |
| Tripp                     | 1018         |              | 556             |              | 462                |                |                    |
| Parkston                  | 0            |              | 1162            |              | -1162              |                |                    |
| Cathedral Squares         | 271          |              | 400             |              | -129               |                |                    |
| Meadowlawn                | 218          |              | 187             |              | 31                 |                |                    |
| Wesley Acres              | 294          |              | 363             |              | -69                |                |                    |
| JVCC/Dine Card            | 1192         |              | 1063            |              | 129                |                |                    |
| Greenridge                | 99           |              | 219             |              | -120               |                |                    |
| <b>Total</b>              | <b>3092</b>  |              | <b>4125</b>     |              | <b>-1033</b>       |                |                    |
| Eligible & Ineligible     | <b>3133</b>  |              |                 |              |                    |                |                    |
|                           |              |              |                 |              |                    |                |                    |
|                           |              |              |                 |              |                    |                |                    |
|                           |              |              |                 |              |                    |                |                    |
|                           |              |              |                 |              |                    |                |                    |
|                           |              |              |                 |              |                    |                |                    |
|                           |              |              |                 |              |                    |                |                    |
|                           |              |              |                 |              |                    |                |                    |
|                           |              |              |                 |              |                    |                |                    |

## June 2024 - September 2025 Eligible Nutrition Meals

June 2025

| Site                        | June       | Last Year June | Year To Date |
|-----------------------------|------------|----------------|--------------|
| County Fair Dine Card       | 224        | 245            | 2988         |
| Coborns Dine Card           | 186        | 173            | 2063         |
| JVCC Congregate             | 274        | 229            | 4066         |
| Blizzard Meals              | 0          | 0              | 14           |
| JVCC 2nd Meals              | 508        | 587            | 7287         |
| Wesley Acres 2nd            | 0          | 0              | 15           |
| Cath. Squares 2nd           | 0          | 9              | 95           |
| Meadowlawn 2nd              | 50         | 28             | 431          |
| Greenridge 2nd              | 0          | 9              | 102          |
| <b>Total 2nd Meals</b>      | <b>588</b> | <b>668</b>     | <b>8338</b>  |
| <b>Eligible 2nd Meals</b>   | <b>558</b> | <b>633</b>     | <b>7930</b>  |
| <b>Ineligible 2nd Meals</b> | <b>30</b>  | <b>35</b>      | <b>408</b>   |
| Greenridge Ineligible       | 0          | 0              | 4            |
| Cath. Squares Ineligible    | 0          | 38             | 267          |
| JVCC Ineligible             | 41         | 39             | 126          |
| Meadowlawn Ineligible       | 0          | 17             | 79           |

## June 2024 - September 2025 Eligible Nutrition Meals

July 2025

| Site                      | YTD Eligible | LY           | Year Projection | Monthly Goal | Total Meals Served | YTD Projection | Diff to Projection |
|---------------------------|--------------|--------------|-----------------|--------------|--------------------|----------------|--------------------|
| *Mt. Vernon               | 1644         | 1766         | 2800            | 175          | 1644               | 2450           | -806               |
| Tripp                     | 13121        | 8188         | 8900            | 556          | 13121              | 7784           | 5337               |
| Parkston                  | 2857         | 14774        | 18600           | 1162         | 2857               | 16268          | -13411             |
| Cathedral Squares         | 4811         | 5472         | 6400            | 400          | 5078               | 5600           | -789               |
| Meadowlawn                | 2733         | 2656         | 3000            | 187          | 2812               | 2618           | 115                |
| Wesley Acres              | 4462         | 4935         | 5800            | 363          | 4462               | 5082           | -620               |
| JVCC/Dine Card            | 17834        | 15664        | 17000           | 1063         | 18399              | 14882          | 2952               |
| Greenridge                | 2136         | 3180         | 3500            | 219          | 2140               | 3066           | -930               |
| <b>Total</b>              | <b>49598</b> | <b>56635</b> | <b>66000</b>    | <b>4125</b>  | <b>50513</b>       | <b>57750</b>   | <b>-8152</b>       |
| *No meals in June or July |              |              |                 |              |                    |                |                    |
|                           |              |              |                 |              |                    |                |                    |
|                           |              |              |                 |              |                    |                |                    |
|                           |              |              |                 |              |                    |                |                    |
| Site                      | July         |              | Monthly Goal    |              | Difference         |                |                    |
| Mt.Vernon                 | 0            |              | 175             |              | -175               |                |                    |
| Tripp                     | 1325         |              | 556             |              | 769                |                |                    |
| Parkston                  | 0            |              | 1162            |              | -1162              |                |                    |
| Cathedral Squares         | 306          |              | 400             |              | -94                |                |                    |
| Meadowlawn                | 217          |              | 187             |              | 30                 |                |                    |
| Wesley Acres              | 319          |              | 363             |              | -44                |                |                    |
| JVCC/Dine Card            | 1430         |              | 1063            |              | 367                |                |                    |
| Greenridge                | 114          |              | 219             |              | -105               |                |                    |
| <b>Total</b>              | <b>3711</b>  |              | <b>4125</b>     |              | <b>-414</b>        |                |                    |
| Eligible & Ineligible     | <b>3742</b>  |              |                 |              |                    |                |                    |
|                           |              |              |                 |              |                    |                |                    |
|                           |              |              |                 |              |                    |                |                    |
|                           |              |              |                 |              |                    |                |                    |
|                           |              |              |                 |              |                    |                |                    |
|                           |              |              |                 |              |                    |                |                    |
|                           |              |              |                 |              |                    |                |                    |
|                           |              |              |                 |              |                    |                |                    |
|                           |              |              |                 |              |                    |                |                    |

## June 2024 - September 2025 Eligible Nutrition Meals

July 2025

| Site                     | July | Last Year July | Year To Date |
|--------------------------|------|----------------|--------------|
| County Fair Dine Card    | 224  | 220            | 3232         |
| Coborns Dine Card        | 237  | 174            | 2300         |
| JVCC Congregate          | 312  | 240            | 4378         |
| Blizzard Meals           | 0    | 0              | 14           |
| JVCC 2nd Meals           | 637  | 447            | 7924         |
| Wesley Acres 2nd         | 0    | 0              | 15           |
| Cath. Squares 2nd        | 20   | 10             | 115          |
| Meadowlawn 2nd           | 50   | 20             | 481          |
| Greenridge 2nd           | 0    | 4              | 102          |
| Total 2nd Meals          | 724  | 511            | 9062         |
| Eligible 2nd Meals       | 707  | 481            | 8637         |
| Ineligible 2nd Meals     | 17   | 30             | 425          |
| Greenridge Ineligible    | 0    | 0              | 4            |
| Cath. Squares Ineligible | 0    | 44             | 267          |
| JVCC Ineligible          | 14   | 43             | 140          |
| Meadowlawn Ineligible    | 0    | 20             | 79           |

## June 2024 - September 2025 Eligible Nutrition Meals

August 2025

| Site                      | YTD Eligible  | LY           | Year Projection     | Monthly Goal | Total Meals Served | YTD Projection | Diff to Projection |
|---------------------------|---------------|--------------|---------------------|--------------|--------------------|----------------|--------------------|
| *Mt. Vernon               | 1678          | 1849         | 2800                | 175          | 1678               | 2625           | -947               |
| Tripp                     | 14348         | 8964         | 8900                | 556          | 14348              | 8340           | 6008               |
| Parkston                  | 2857          | 15493        | 18600               | 1162         | 2857               | 17430          | -14573             |
| Cathedral Squares         | 5120          | 5832         | 6400                | 400          | 5387               | 6000           | -880               |
| Meadowlawn                | 2942          | 2845         | 3000                | 187          | 3021               | 2805           | 137                |
| Wesley Acres              | 4766          | 5225         | 5800                | 363          | 4766               | 5445           | -679               |
| JVCC/Dine Card            | 19290         | 16969        | 17000               | 1063         | 19895              | 15945          | 3345               |
| Greenridge                | 2244          | 3396         | 3500                | 219          | 2248               | 3285           | -1041              |
| <b>Total</b>              | <b>53245</b>  | <b>60573</b> | <b>66000</b>        | <b>4125</b>  | <b>54200</b>       | <b>61875</b>   | <b>-8630</b>       |
| *No meals in June or July |               |              |                     |              |                    |                |                    |
|                           |               |              |                     |              |                    |                |                    |
|                           |               |              |                     |              |                    |                |                    |
|                           |               |              |                     |              |                    |                |                    |
| <b>Site</b>               | <b>August</b> |              | <b>Monthly Goal</b> |              | <b>Difference</b>  |                |                    |
| Mt.Vernon                 | 34            |              | 175                 |              | -141               |                |                    |
| Tripp                     | 1227          |              | 556                 |              | 671                |                |                    |
| Parkston                  | 0             |              | 1162                |              | -1162              |                |                    |
| Cathedral Squares         | 309           |              | 400                 |              | -91                |                |                    |
| Meadowlawn                | 209           |              | 187                 |              | 22                 |                |                    |
| Wesley Acres              | 304           |              | 363                 |              | -59                |                |                    |
| JVCC/Dine Card            | 1456          |              | 1063                |              | 393                |                |                    |
| Greenridge                | 108           |              | 219                 |              | -111               |                |                    |
| <b>Total</b>              | <b>3647</b>   |              | <b>4125</b>         |              | <b>-478</b>        |                |                    |
| Eligible & Ineligible     | <b>3687</b>   |              |                     |              |                    |                |                    |
|                           |               |              |                     |              |                    |                |                    |
|                           |               |              |                     |              |                    |                |                    |
|                           |               |              |                     |              |                    |                |                    |
|                           |               |              |                     |              |                    |                |                    |
|                           |               |              |                     |              |                    |                |                    |
|                           |               |              |                     |              |                    |                |                    |
|                           |               |              |                     |              |                    |                |                    |
|                           |               |              |                     |              |                    |                |                    |
|                           |               |              |                     |              |                    |                |                    |

## June 2024 - September 2025 Eligible Nutrition Meals

August 2025

| Site                     | August | Last Year August | Year To Date |
|--------------------------|--------|------------------|--------------|
| County Fair Dine Card    | 212    | 206              | 3444         |
| Coborns Dine Card        | 280    | 185              | 2580         |
| JVCC Congregate          | 358    | 344              | 4736         |
| Blizzard Meals           | 0      | 0                | 14           |
| JVCC 2nd Meals           | 606    | 570              | 8530         |
| Wesley Acres 2nd         | 0      | 0                | 15           |
| Cath. Squares 2nd        | 52     | 10               | 167          |
| Meadowlawn 2nd           | 40     | 20               | 521          |
| Greenridge 2nd           | 10     | 15               | 112          |
| Total 2nd Meals          | 733    | 639              | 9795         |
| Eligible 2nd Meals       | 708    | 615              | 9345         |
| Ineligible 2nd Meals     | 25     | 24               | 450          |
| Greenridge Ineligible    | 0      | 0                | 4            |
| Cath. Squares Ineligible | 0      | 22               | 267          |
| JVCC Ineligible          | 15     | 33               | 155          |
| Meadowlawn Ineligible    | 0      | 18               | 79           |

# Mitchell Volunteer Program Report

**Month: June – September 2025**

**1. Volunteers**

Total Volunteers– 127






**2. Stations:**








Total Stations– 69

**3. Volunteer Placements**

1. Mitchell Volunteer Patrol
2. Abbott House
3. Safehouse
4. The Caring Closet Pop-Up Closet
5. CASA – Mailings and flyer delivery
6. Corn Palace – Mailing and Exhibits
7. Arts in the Park
8. Lovefeast
9. JVCC
10. Nutrition
11. Mitchell Library
12. Mitchell Schools - Packets
13. Mitchell Headstart – Reading
14. Headstart – Making Hats and Mittens
15. Mitchell Animal Rescue
16. Mitchell Snack Pack Program
17. Mitchell Chamber – Event Prep
18. Meals on Wheels Daily
19. Salvation Army
20. Food Pantry
21. Avera Queen of Peace Hospital & Hospice
22. Volunteers helping neighbors with home chores & care

# August 2025 James Valley Community Center Activities

| Monday  | Tuesday   | Wednesday  | Thursday  | Friday  |
|---|---|--|---|---|
| <b>JVCC OFFICE</b><br><b>605-995-8048</b><br><b>Mon-Fri 8 am to 5 pm</b><br><br><b>All Activities Subject</b><br><b>To Change</b> |   |  |   | <b>1</b><br><br>Quilting 9 am<br>Walking 9:15 am<br>Exercise 9:45 am<br>Pool 10:30 am<br>10 pt pitch 1 pm                               |
| <b>4</b>  | <b>5</b>  | <b>6</b>   | <b>7</b>  | <b>8</b>  |
| Quilting 9 am<br>Walking 9:15 am<br>Exercise 9:45 am<br>Pool/Darts 10:30 am<br>30 pt Pitch 1 pm<br><b>Line Dancing 1-2 pm</b>     | Walking 9:15 am<br>Mah Jongg 1 pm<br><b>BINGO 1 pm</b><br>   | Quilting 9 am<br>Walking 9:15 am<br><b>Coffee 9:30-10:30 am</b><br>Exercise 9:45 am<br>Pool 10:30 am<br>Cribbage/Ponytail Canasta 1pm  | Quilting 9 am<br>Walking 9:15 am<br><b>Mah Jongg/Pinochle 1pm</b>   | Quilting 9 am<br>Walking 9:15/Exercise 9:45<br>Pool 10:30 am<br><b>Blood Pressure Checks</b><br><b>11 am - Noon</b><br>10 pt pitch 1 pm |
| <b>11</b>   | <b>12</b>   | <b>13</b>  | <b>14</b>   | <b>15</b>   |
| Quilting 9 am<br>Walking 9:15 am<br>Exercise 9:45 am<br>Pool/Darts 10:30 am<br>30 pt Pitch 1 pm                                   | Walking 9:15 am<br>Mah Jongg 1 pm<br><br><b>Game Day</b><br><br><b>Cancelled</b><br><br>JVCC Bus Tour<br>Turner County Fair                   | Quilting 9 am<br>Walking 9:15 am<br><b>Coffee 9:30-10:30 am</b><br>Exercise 9:45 am<br><br><b>Wellness Wednesday</b><br><b>Medicare 11:15 am</b><br><br>Cribbage/Ponytail Canasta 1pm | Quilting 9 am<br>Walking 9:15 am<br>Mah Jongg/Pinochle 1pm<br><b>BINGO 6:30 pm</b><br>   | Quilting 9 am<br>Walking 9:15 am<br>Exercise 9:45 am<br>Pool 10:30 am<br>10 pt pitch 1 pm   |
| <b>18</b>   | <b>19</b>   | <b>20</b>  | <b>21</b>   | <b>22</b>   |
| Quilting 9 am<br>Walking 9:15 am<br>Exercise 9:45 am<br>Pool/Darts 10:30 am<br>30 pt Pitch 1 pm<br><b>Line Dancing 1-2 pm</b>     | Walking 9:15 am<br>Mah Jongg 1 pm<br><b>BINGO 1 pm</b><br> | Quilting 9 am<br>Walking 9:15 am<br><b>Coffee 9:30-10:30 am</b><br>Exercise 9:45 am<br>Pool 10:30 am<br>Cribbage/Ponytail Canasta 1pm  | Quilting 9 am<br>Walking 9:15 am<br>Mah Jongg/Pinochle 1pm  | Quilting 9 am<br>Walking 9:15 am<br>Exercise 9:45 am<br>Pool 10:30 am<br>10 pt pitch 1 pm   |
| <b>25</b>   | <b>26</b>   | <b>27</b>  | <b>28</b>   | <b>29</b>   |
| Quilting 9 am<br>Walking 9:15 am<br>Exercise 9:45 am<br>Pool/Darts 10:30 am<br>30 pt Pitch 1 pm                                   | Walking 9:15 am<br>Mah Jongg 1 pm   | Quilting 9 am<br>Walking 9:15 am<br><b>Coffee 9:30-10:30 am</b><br>Exercise 9:45 am<br>Pool 10:30 am<br>Cribbage/Ponytail Canasta 1pm  | Quilting 9 am<br>Walking 9:15 am<br>Mah Jongg/Pinochle 1pm<br><b>BINGO 6:30 pm</b><br> | Quilting 9 am<br>Walking 9:15 am<br>Exercise 9:45 am<br>Pool 10:30 am<br>10 pt pitch 1 pm   |

| Monday   | Tuesday  | Wednesday  | Thursday   | Friday   |
|--|--|--|--|--|
| <b>1</b><br><b>CLOSED</b><br>                              | <b>2</b><br>Walking 9:15 am<br>Mah Jongg 1 pm<br><b>BINGO 1 pm</b><br>    | <b>3</b><br>Quilting 9 am<br>Walking 9:15 am<br><b>Coffee 9:30-10:30 am</b><br>Exercise 9:45 am<br>Pool 10:30 am<br>Cribbage/Ponytail Canasta 1pm  | <b>4</b><br>Quilting 9 am<br>Walking 9:15 am<br>Mah Jongg/Pinochle 1pm   | <b>5</b><br>Quilting 9 am<br>Walking 9:15 am<br>Exercise 9:45 am<br>Pool 10:30 am<br>10 pt pitch 1 pm                                      |
| <b>8</b><br>Quilting 9 am<br>Walking 9:15 am<br>Exercise 9:45 am<br>Pool/Darts 10:30 am<br>30 pt Pitch 1 pm<br><b>Line Dancing 1-2 pm</b>  | <b>9</b><br>Walking 9:15 am<br>Mah Jongg 1 pm<br><br><b>Game Day 1 pm</b> | <b>10</b><br>Quilting 9 am<br>Walking 9:15 am<br><b>Coffee 9:30-10:30 am</b><br>Exercise 9:45 am<br>Pool 10:30 am<br>Cribbage/Ponytail Canasta 1pm | <b>11</b><br>Quilting 9 am<br>Walking 9:15 am<br>Mah Jongg/Pinochle 1pm<br><b>BINGO 6:30 pm</b><br>  | <b>12</b><br>Quilting 9 am<br>Walking 9:15/Exercise 9:45<br>Pool 10:30 am<br><b>Blood Pressure Checks 11 am – Noon</b><br>10 pt pitch 1 pm |
| <b>15</b><br>Quilting 9 am<br>Walking 9:15 am<br>Exercise 9:45 am<br>Pool/Darts 10:30 am<br>30 pt Pitch 1 pm<br><b>Line Dancing 1-2 pm</b> | <b>16</b><br>Walking 9:15 am<br>Mah Jongg 1 pm<br><b>BINGO 1 pm</b><br>   | <b>17</b><br>Quilting 9 am<br>Walking 9:15 am<br><b>Coffee 9:30-10:30 am</b><br>Exercise 9:45 am<br>Pool 10:30 am<br>Cribbage/Ponytail Canasta 1pm | <b>18</b><br>Quilting 9 am<br>Walking 9:15 am<br>Mah Jongg/Pinochle 1pm  | <b>19</b><br>Quilting 9 am<br>Walking 9:15 am<br>Exercise 9:45 am<br>Pool 10:30 am<br>10 pt pitch 1 pm                                     |
| <b>22</b><br>Quilting 9 am<br>Walking 9:15 am<br>Exercise 9:45 am<br>Pool/Darts 10:30 am<br>30 pt Pitch 1 pm<br><b>Line Dancing 1-2 pm</b> | <b>23</b><br>Walking 9:15 am<br>Mah Jongg 1 pm   | <b>24</b><br>Quilting 9 am<br>Walking 9:15 am<br><b>Coffee 9:30-10:30 am</b><br>Exercise 9:45 am<br>Pool 10:30 am<br>Cribbage/Ponytail Canasta 1pm | <b>25</b><br>Quilting 9 am<br>Walking 9:15 am<br>Mah Jongg/Pinochle 1pm<br><b>BINGO 6:30 pm</b><br>   | <b>26</b><br>Quilting 9 am<br>Walking 9:15 am<br>Exercise 9:45 am<br>Pool 10:30 am<br>10 pt pitch 1 pm                                     |
| <b>29</b><br>Quilting 9 am<br>Walking 9:15 am<br>Exercise 9:45 am<br>Pool/Darts 10:30 am<br>30 pt Pitch 1 pm<br><b>Line Dancing 1-2 pm</b> | <b>30</b><br>Walking 9:15 am<br>Mah Jongg 1 pm   |  |  | JVCC OFFICE<br><b>605-995-8048</b><br><b>Mon-Fri 8 am-5 pm</b><br><b>All Activities Subject To Change</b>                                  |