City Council Meeting (Work Session) Agenda
City Council Chambers, City Hall, 612 N. Main Street
September 14, 2026

1. **5:30 PM Call to Order**
2. **Pledge Of Allegiance**
3. **Roll Call**
4. **Public Comment**
   If you need to address the Mayor and members of the City Council on an item that was not on the agenda, excluding personnel items, please come forward to the podium and state your name and your concern. Presentations are limited to three minutes. Items will be considered but no action will be taken at this time.
5. **City Council Work Session on the 2027 Proposed Budget**
   Budget Work Sessions are initial discussions by the City Council. The City council will be making adjustments to the proposed budget throughout the budget review process. Public hearings on the proposed budget are scheduled for November (November 2 and November 16). Public Comment will not be taken on this item, unless requested by the City Council.
6. **Adjourn**

Individuals with disabilities who require special assistance to take part in this meeting may contact one of the following at City Hall (605) 995-8420 at least 24 hours prior to the meeting with requests for assistance: Human Resources Officer or the City Administrator.

Citizens Guide & Overview for the

2027
Proposed Budget

This is the initial presentation to the City Council. This is considered a working document.
The City Council will be making changes to the proposed budget throughout the budget review process.

Budget Work Sessions- Tentative Schedule *all dates may not be used.* 3
Revenue 4
General Fund: 2027 Revenue Budget 5
Special Revenue Funds: 2027 Revenue Budgets 7
General Fund: 2027 Expenditure Budget 10
General Fund Budget: General Government 12
General Fund Budget – Cemetery 12
General Fund Budget – Library 13
General Fund Budget: Police 13
General Fund Budget: Fire 14
Special Revenue Funds: 2027 Expenditure Budgets 18
Special Revenue Fund Budget: BID Districts 18
Special Revenue Fund Budget: Lake Mitchell 19
Special Revenue Fund Budget: E911 19
Special Revenue Fund Budget: Community Services 20
Special Revenue Fund Budget: Nutrition 20
Special Revenue Fund Budget: Airport Fund 21
Special Revenue Fund Budget: Entertainment Tax Fund 21
Special Revenue Fund Budget: Park 22
Enterprise Funds: 2027 Expenditure Budgets 23
Enterprise Fund Budget: Campground 24
Enterprise Fund Budget: Corn Palace 24
Enterprise Fund Budget: EMS 25
Enterprise Fund Budget: Sanitation 26
Enterprise Fund Budget: Water 27
Enterprise Fund Budget: Waste Water 28
Cash Applied 29
Funds **spending Cash from Reserves** for the 2027 Budget 29
Funds **adding to Reserves** for the 2027 Budget 29
Estimated Reserve Balances 30
Debt Service by Fund 31
Employee Changes 33

Budget Work Sessions- Tentative Schedule *all dates may not be used.*

August 24 at 5:30 PM Facility Tour

August 31 at 5:30 PM Facility Tour & Overview

~~September 8 at 5:30 PM- Prior to the Council Meeting at 6:00 PM~~

September 14 at 5:30 PM

September 21st at 5:30 PM- Prior to the Council Meeting at 6:00 PM

September 28 at 5:30 PM

October 5 at 5:30 PM – Prior to the Council Meeting at 6:00 PM

October 13th at 5:30 PM

October 26th- 5:30 PM- Last Chance Meeting Prior to November Hearings

The Annual Budget Hearings are scheduled for:

November 2: First Reading
November 16: Second Reading & Adoption

Revenue

The total amount proposed for revenue budgets in 2027 is $66.9 million. Revenue is divided into several funds including General Fund, Special Revenue Funds, and Enterprise Funds. The 2027 proposed revenue budget is a decrease of $14.9 million from the 2026 revenue budget.

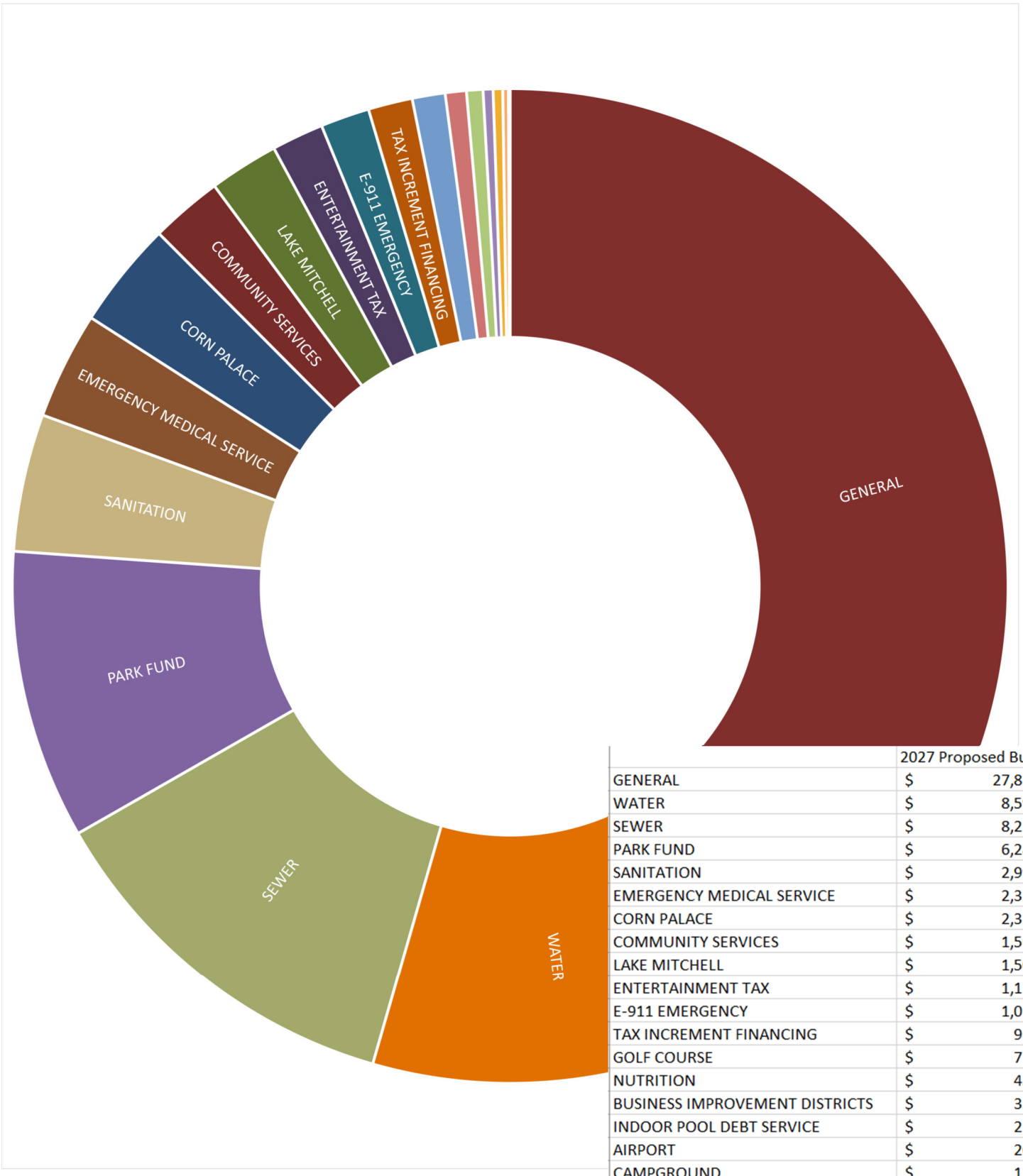

	2027 Proposed Budget	
GENERAL	$	27,829,525
WATER	$	8,597,891
SEWER	$	8,213,461
PARK FUND	$	6,286,827
SANITATION	$	2,990,000
EMERGENCY MEDICAL SERVICE	$	2,326,891
CORN PALACE	$	2,320,408
COMMUNITY SERVICES	$	1,564,341
LAKE MITCHELL	$	1,507,571
ENTERTAINMENT TAX	$	1,128,618
E-911 EMERGENCY	$	1,063,123
TAX INCREMENT FINANCING	$	962,000
GOLF COURSE	$	714,800
NUTRITION	$	458,290
BUSINESS IMPROVEMENT DISTRICTS	$	357,000
INDOOR POOL DEBT SERVICE	$	216,500
AIRPORT	$	206,600
CAMPGROUND	$	123,500
LIBRARY FINES	$	35,000

General Fund: 2027 Revenue Budget

General Fund revenue serves as the main revenue for basic city operations. General Fund revenue is categorized into 5 different types of revenue: Taxes, Licenses & Permits, Intergovernmental Revenue, Charges for Goods & Services, and Miscellaneous revenue. The proposed general fund revenue budget is $27.8 million.

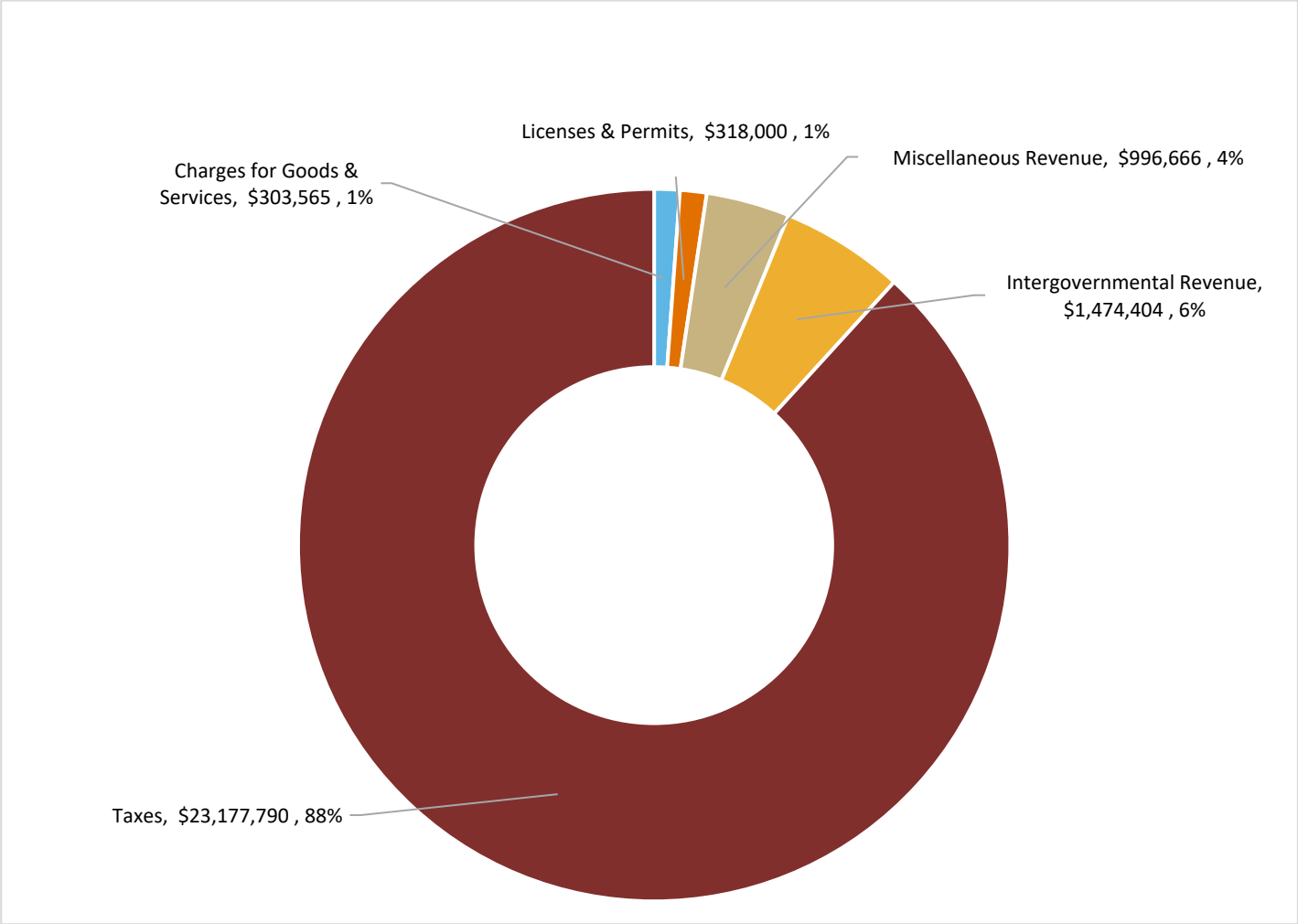

Taxes: Property tax, sales tax, franchise fees

Licenses & Permits: general permits, alcohol licenses, video lottery licenses, and cannabis licenses

Intergovernmental Revenue: Surface Transportation Program Funds, State Taxes- Liquor, bank franchise, fire insurance premiums State & Federal Grants

Charges for Goods & Services: zoning, easements, police alarms/security, fire services, nuisance property fees, cemetery fees

Miscellaneous: Court fines, police fines, animal control, interest earned, rentals, nuisance abatement payments, Reimbursements

Tax Revenue

The largest source of revenue in the General Fund comes from taxes. Taxes are 88% of the total revenue received in the General Fund. Taxes can be broken into three general categories, Property Taxes, Sales Tax, and Franchise Fees.

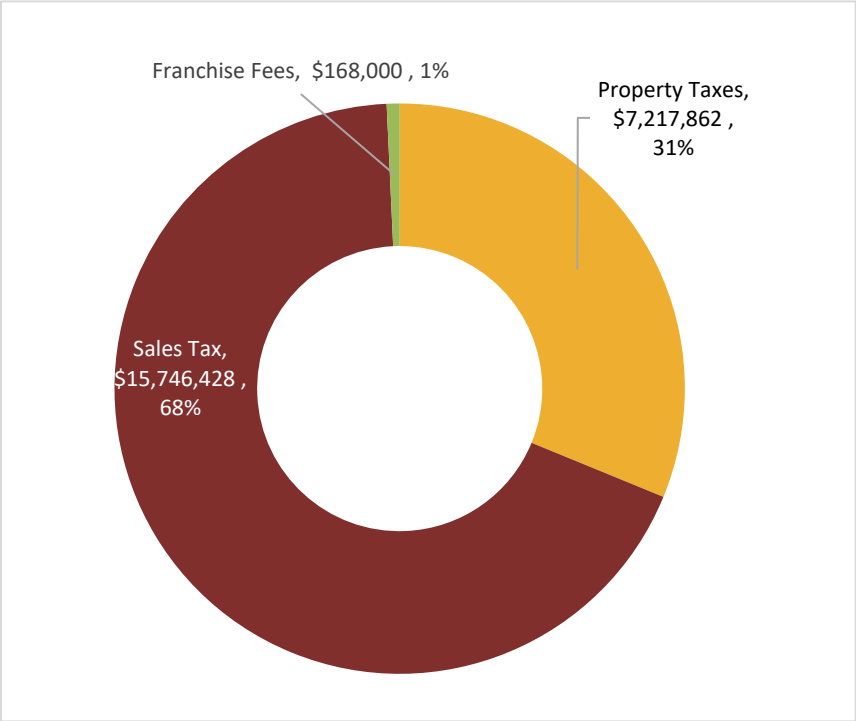

Sales Tax

- **68%** of the **total taxes** budgeted for 2027
- **57**% of the **total General Fund revenue** for 2027
- Sales Tax Budget includes a **3% increase** from the 2027 budget, but is at the **2025** actual **collections level**.
- In 2026, sales tax collections are (currently) 4.5% above the 2025 levels as of the 1st half of August.

Property Taxes

- **31%** of the **total taxes budgeted** for 2027
- **26**% of the **total General Fund revenue** for 2027
- Property Tax budget includes a **2.5% for CPI** and doesn't include funds for growth.

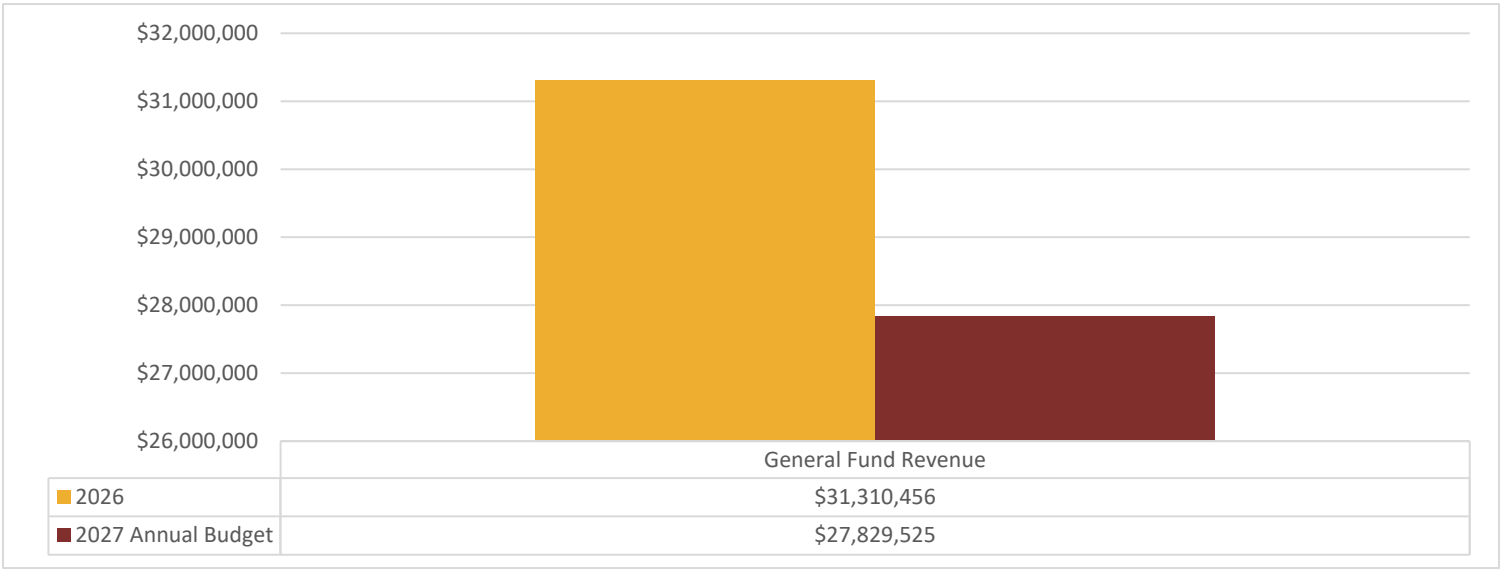

Changes from 2026 Budget

The 2027 General Fund revenue is budgeted to **decrease $3,480,931** from 2026. The majority of this change comes from anticipated financing for storm water improvement projects.

- **Sales Tax** is increasing $404,438, up to the collection levels of 2025.
- **Property Tax** is increasing $175,948 reflecting a 3.5% CPI.
- **Bond Proceeds** are decreasing $3,985,000 due to less SRF financing in 2027 compared to 2026.

Special Revenue Funds: 2027 Revenue Budgets

Special revenue funds generate revenue by the services they provide, but they may also receive support from General Fund. Special revenue funds for the City of Mitchell include: Airport, Business Improvement District 3 (Main Street), Business Improvement District 4 (Hotel Occupancy), Community Services, E911, Entertainment Tax, Lake Mitchell, Nutrition, and Park Fund. The total of the proposed revenue budgets for special revenue funds is $12.5 million.

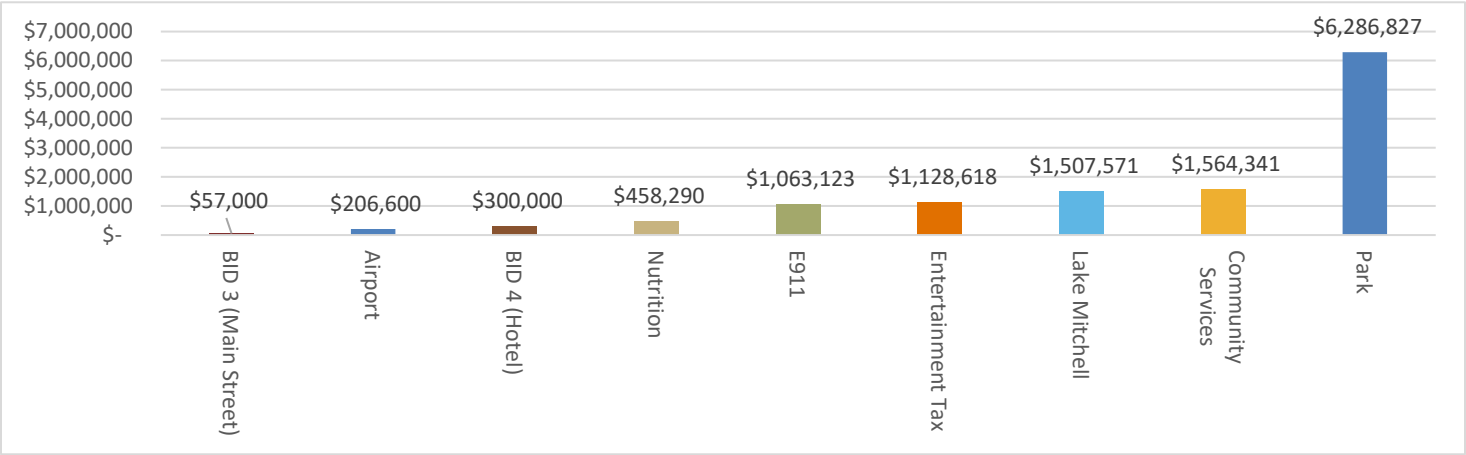

Changes from the 2026 Budget

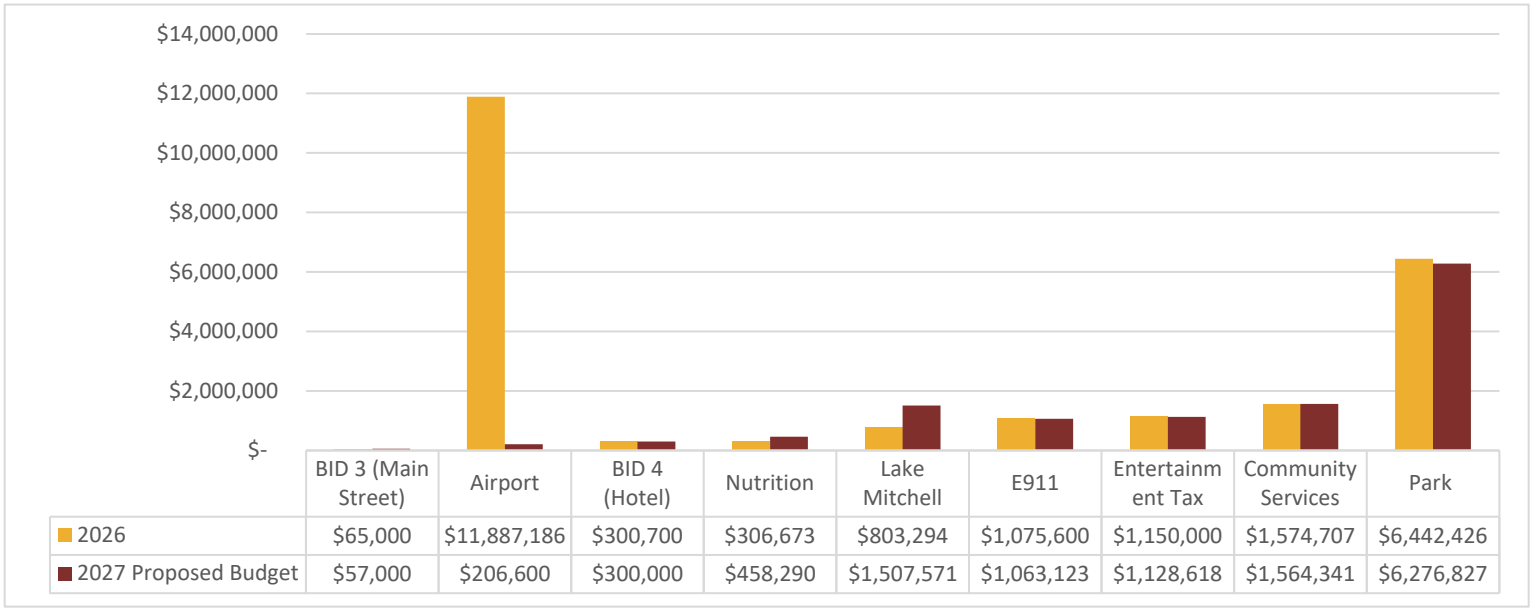

	BID 3 (Main Street)	Airport	BID 4 (Hotel)	Nutrition	Lake Mitchell	E911	Entertainment Tax	Community Services	Park
2026	$65,000	$11,887,186	$300,700	$306,673	$803,294	$1,075,600	$1,150,000	$1,574,707	$6,442,426
2027 Proposed Budget	$57,000	$206,600	$300,000	$458,290	$1,507,571	$1,063,123	$1,128,618	$1,564,341	$6,276,827

- **Airport Fund** revenue decreased due to grant funds that were received in 2026 for the reconstruction of the airport runway.
- **Lake Mitchell Fund** revenue increased due to adding a transfer from general fund for the debt service payment for the Lake Improvement Project SRF.
- **Park Fund** revenue decreased by $166,000 but is still almost double the three-year average of $3,295,666. The increased transfers in 2026 and in 2027 funded capital projects.

Enterprise Funds: 2027 Revenue Budgets

The City of Mitchell has six designated enterprise operations. Enterprise funds operate more like a business where the revenue raised is used to fund the operations. However, enterprise funds may still receive general fund support. The enterprise funds include: Campground, Corn Palace, Emergency Medical Services, Golf Couse, Sanitation, Water, and Sewer. The total budgeted revenue in Enterprise funds is $25.3 million.

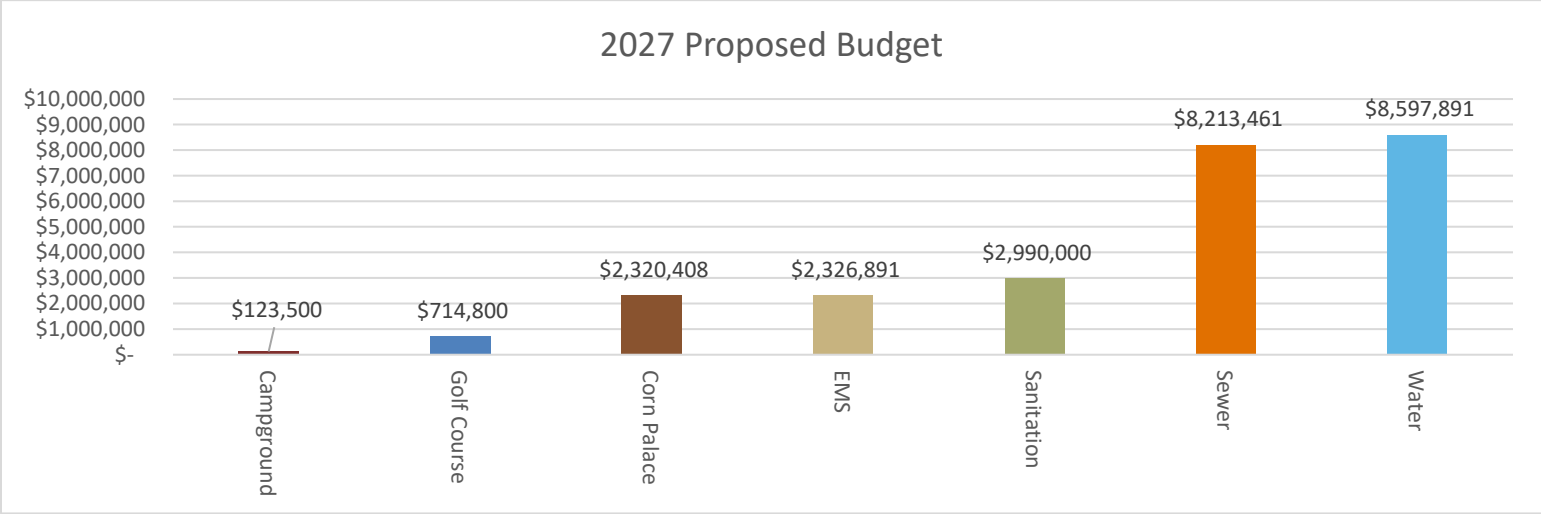

Changes from the 2026 Budget:

- **Golf Fund** revenue decreased due to removing a general fund transfer that was budgeted in 2026.
- **Corn Palace Fund** increased due to increased transfers from the Entertainment Tax Fund to fund replacement of the Corn Palace gym floor.
- **Sewer Fund** revenue decreased due to State revolving loan proceeds being $776,465 lower in 2027 than in 2026.

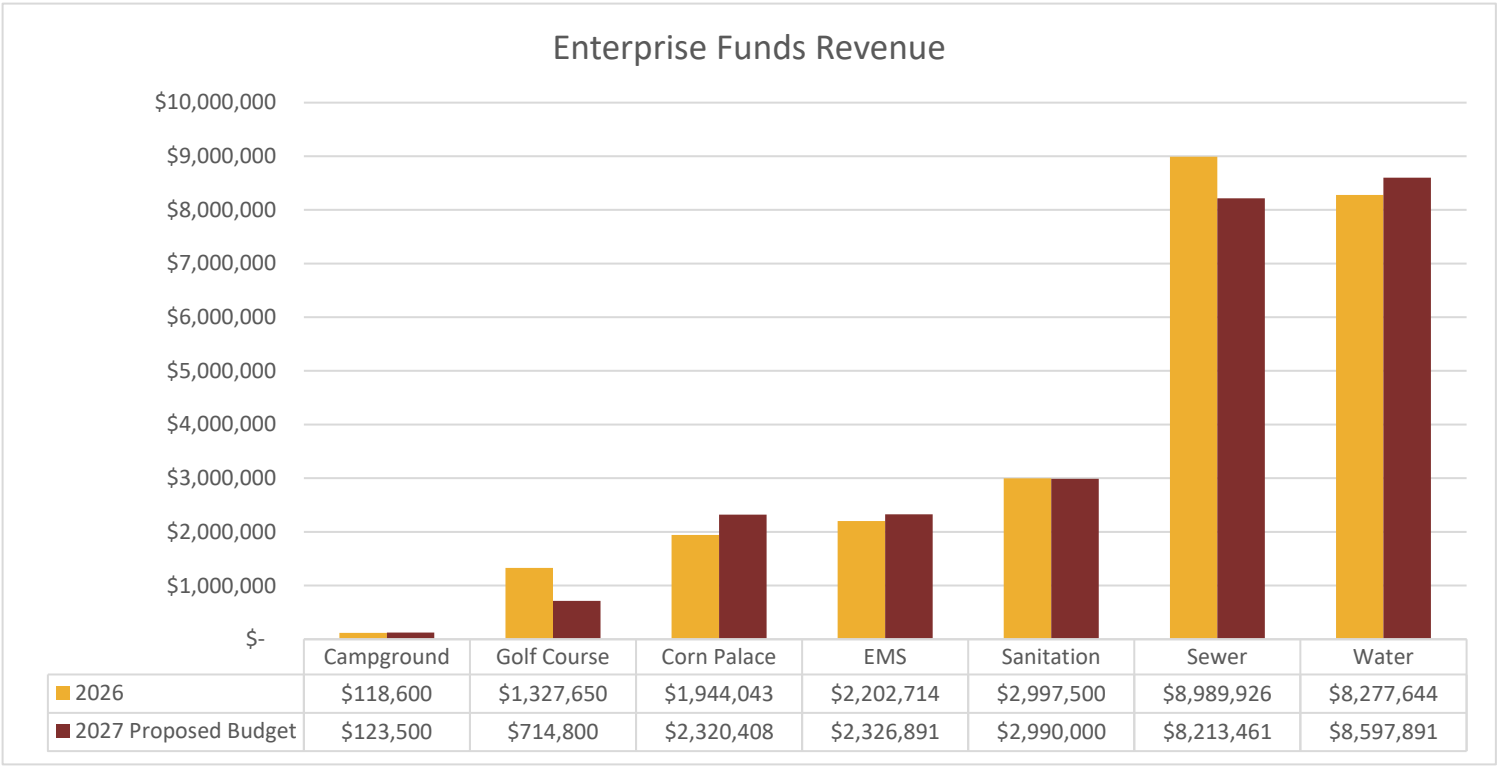

	Campground	Golf Course	Corn Palace	EMS	Sanitation	Sewer	Water
2026	$118,600	$1,327,650	$1,944,043	$2,202,714	$2,997,500	$8,989,926	$8,277,644
2027 Proposed Budget	$123,500	$714,800	$2,320,408	$2,326,891	$2,990,000	$8,213,461	$8,597,891

Expenditures

The total amount proposed for expenditure budgets in 2027 is $73.3 million. Like revenue budgets, expenditures budgets are divided into several funds including General Fund, Special Revenue Funds, and Enterprise Funds. The 2027 Proposed Expenditure Budget is a decrease of $13 from the 2026 Approved Budget.

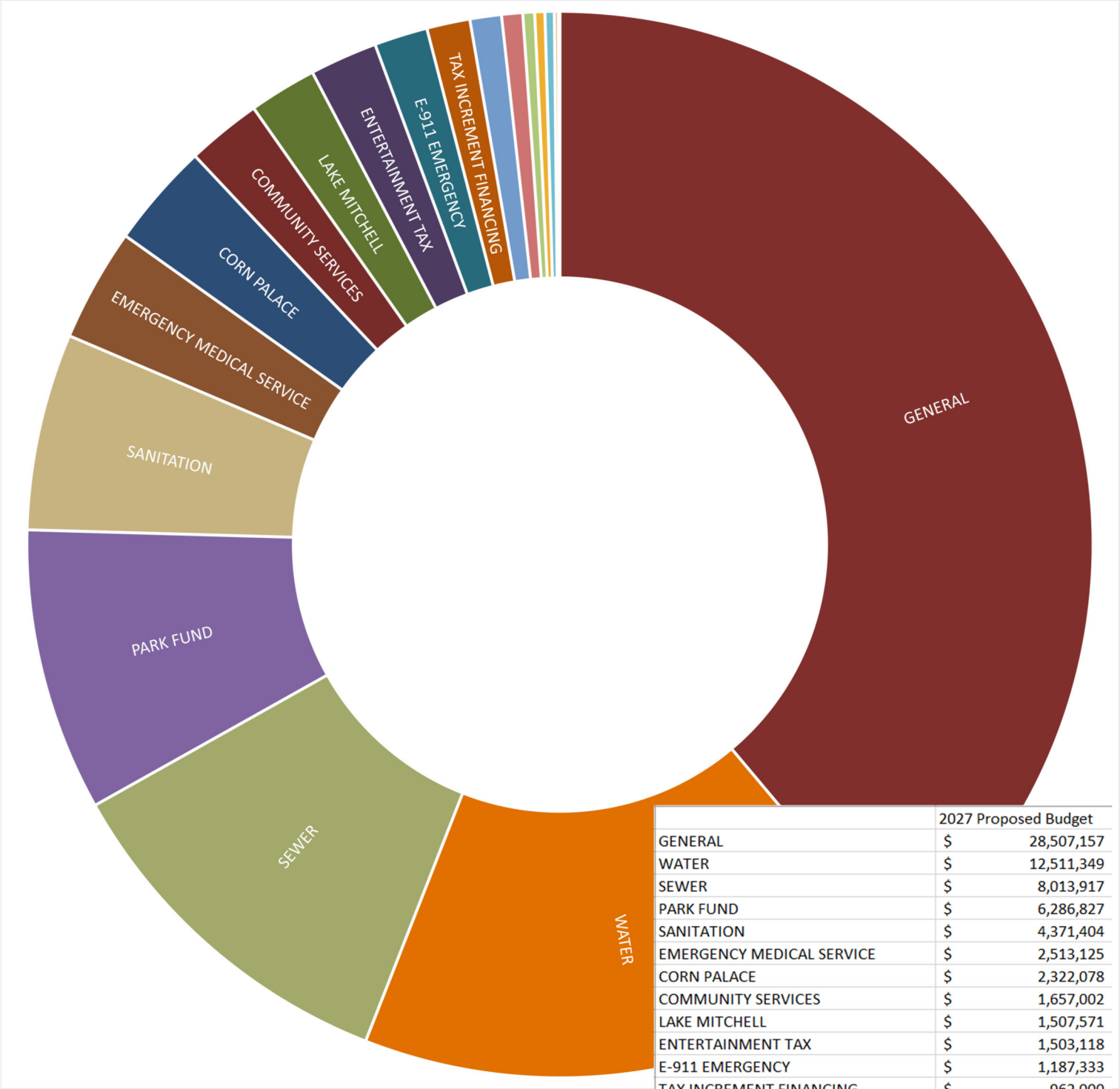

	2027 Proposed Budget	
GENERAL	$	28,507,157
WATER	$	12,511,349
SEWER	$	8,013,917
PARK FUND	$	6,286,827
SANITATION	$	4,371,404
EMERGENCY MEDICAL SERVICE	$	2,513,125
CORN PALACE	$	2,322,078
COMMUNITY SERVICES	$	1,657,002
LAKE MITCHELL	$	1,507,571
ENTERTAINMENT TAX	$	1,503,118
E-911 EMERGENCY	$	1,187,333
TAX INCREMENT FINANCING	$	962,000
GOLF COURSE	$	699,694
NUTRITION	$	467,478
INDOOR POOL DEBT SERVICE	$	262,000
AIRPORT	$	225,646
BUSINESS IMPROVEMENT DISTRICTS	$	207,000
CAMPGROUND	$	88,314
LIBRARY FINES	$	35,000

General Fund: 2027 Expenditure Budget

General Fund is where tax supported city services and the majority of basic city operations are funded. The 2027 proposed General Fund budget is $28.5 million which is $6.5 million lower than the 2026 general fund budget.

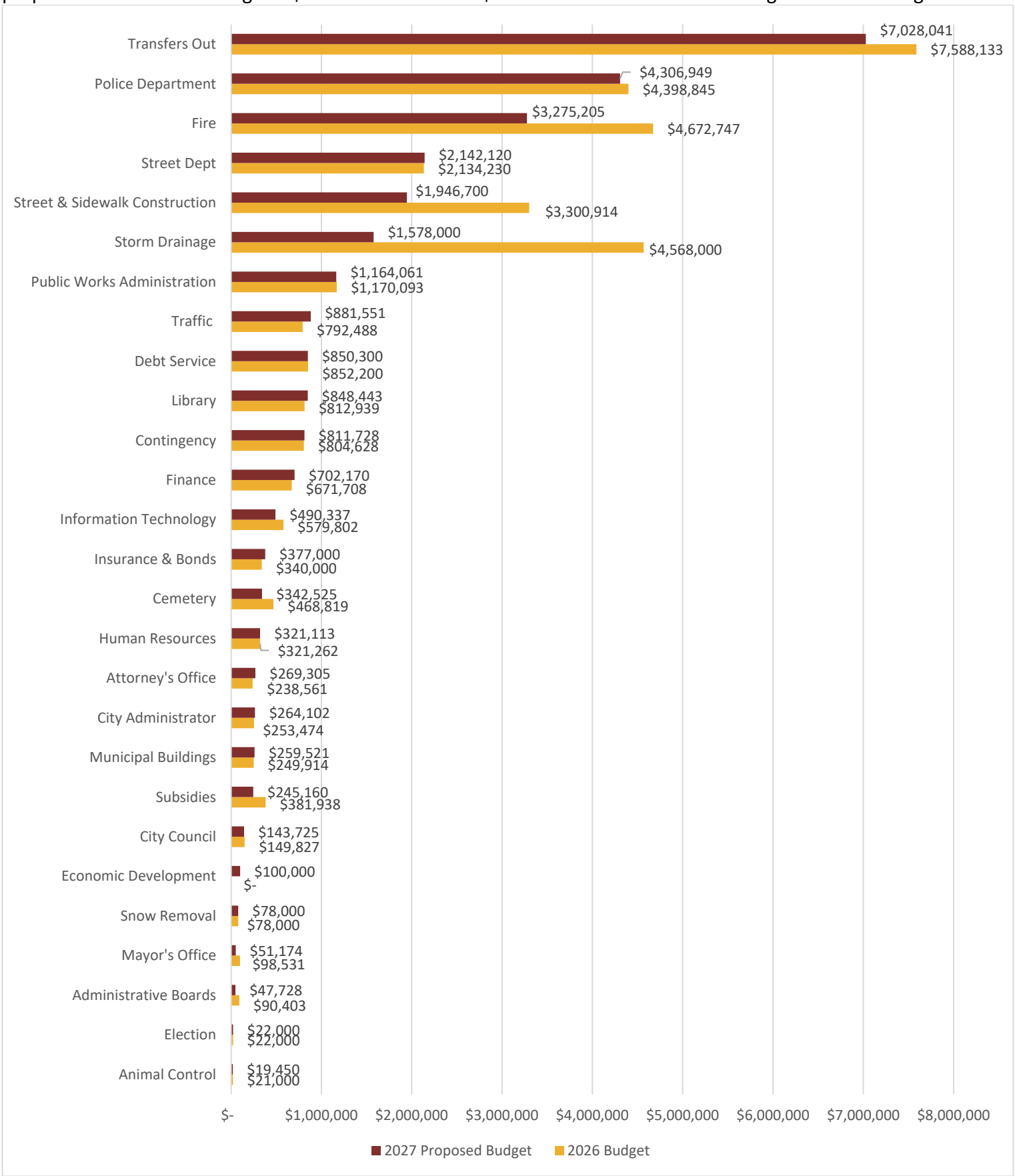

General Fund expenditures can be grouped into six broader categories: General Government, Police, Fire, Cemetery, Library, Others. The totals by category are shown below. The largest category of General Fund expenditures falls under Public Works

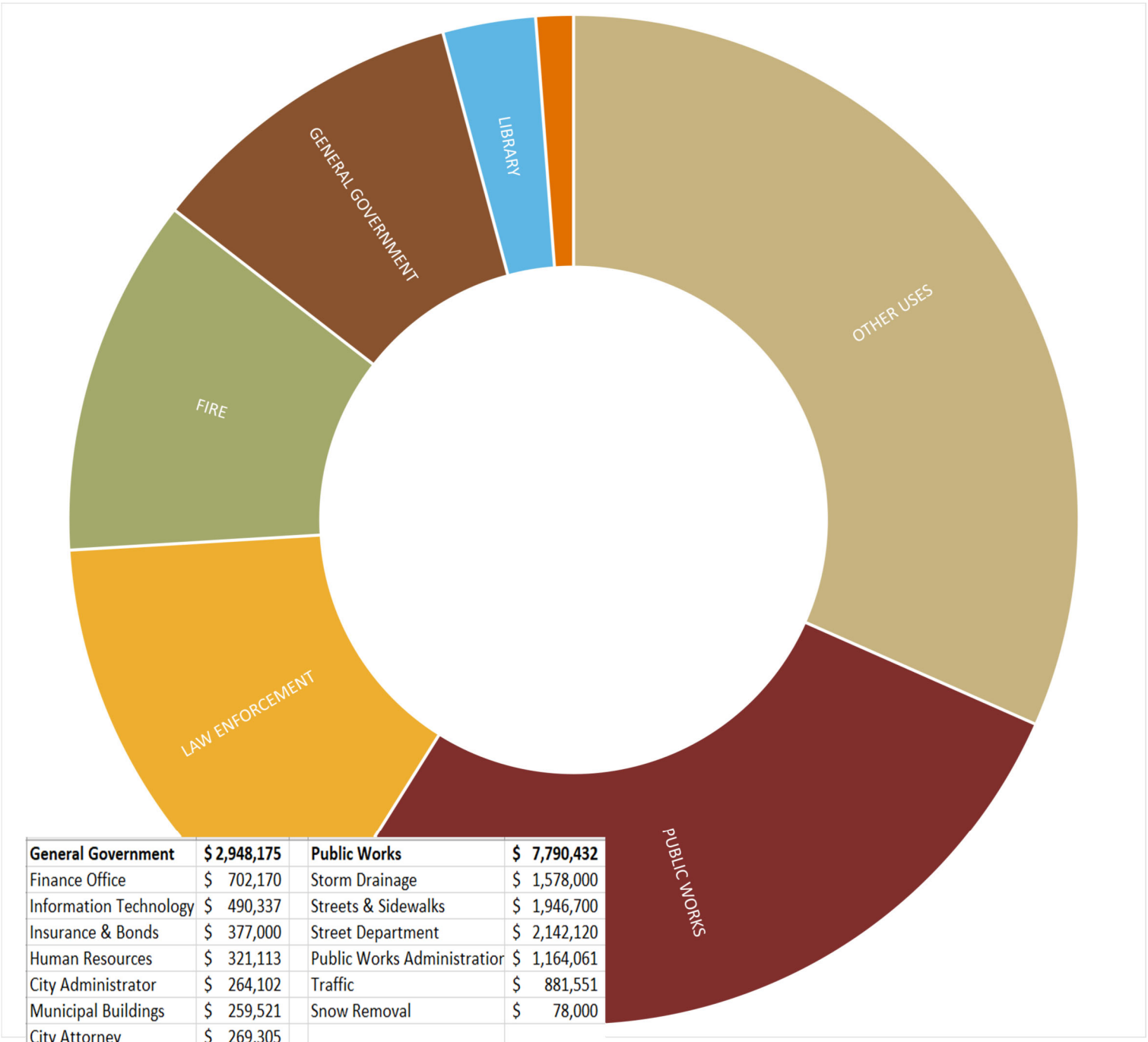

General Government	**$ 2,948,175**	**Public Works**	**$ 7,790,432**
Finance Office	$ 702,170	Storm Drainage	$ 1,578,000
Information Technology	$ 490,337	Streets & Sidewalks	$ 1,946,700
Insurance & Bonds	$ 377,000	Street Department	$ 2,142,120
Human Resources	$ 321,113	Public Works Administration	$ 1,164,061
City Administrator	$ 264,102	Traffic	$ 881,551
Municipal Buildings	$ 259,521	Snow Removal	$ 78,000
City Attorney	$ 269,305		
City Council	$ 143,725	**Other**	**$ 9,035,229**
Mayor's Office	$ 51,174	Transfers Out	$ 7,028,041
Administrative Boards	$ 47,728	Debt	$ 850,300
Elections	$ 22,000	Contingency	$ 811,728
		Subsidies	$ 245,160
Law Enforcement	**$ 4,326,399**	Internal Economic Dev.	$ 100,000
Police	$ 4,306,949		
Animal Control	$ 19,450	**Cemetery**	**$ 342,525**
Fire	**$ 3,275,205**	**Library**	**$ 848,443**

General Fund Budget: General Government

Budgets in this category provide services for all city departments and is approximately **10% of the total General Fund budget**. The departmental budgets included in this category are: Finance Office, Technology, Insurance & Bonds, Human Resources, City Administrator, Municipal Buildings, City Attorney, Mayor's Office, City Council, Administrative Boards & Elections.

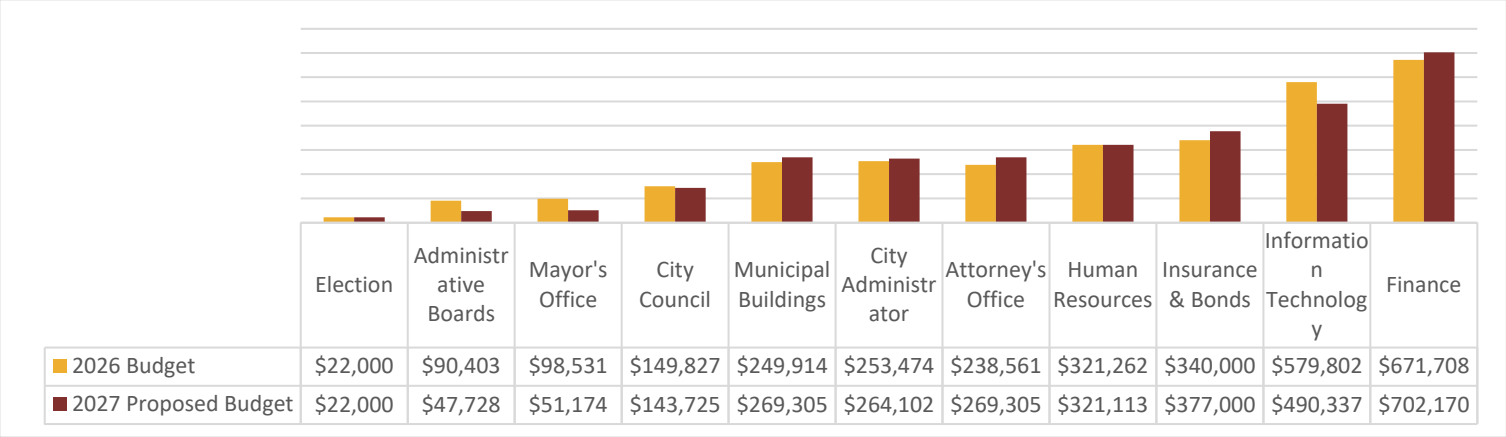

	Election	Administrative Boards	Mayor's Office	City Council	Municipal Buildings	City Administrator	Attorney's Office	Human Resources	Insurance & Bonds	Information Technology	Finance
2026 Budget	$22,000	$90,403	$98,531	$149,827	$249,914	$253,474	$238,561	$321,262	$340,000	$579,802	$671,708
2027 Proposed Budget	$22,000	$47,728	$51,174	$143,725	$269,305	$264,102	$269,305	$321,113	$377,000	$490,337	$702,170

Notes on the **General Government Budgets**

- **12 full time** employees and **9 elected officials** are included in these budgets.
- The **Administrative Boards** budget decreased due to moving 30% of the salary to corn palace.
- The **Information Technology** budget decreased due to capital purchases made in 2026, that were not included in the 2027 budget.
- The **Insurance & Bonds** budget increased due to increases in insurance premiums.
- The **Mayor's** budget decreased due to professional services removed from the 2026 request.
- The **HR** budget includes **$29,615** for replacing 17 **AED's**.
- The **IT** budget includes purchase of a **laser fiche scanner** for **$5,200,** city-wide software application fees, and part time wages for internship in content creation/digital design and IT.

General Fund Budget – Cemetery

The Cemetery Budget is $342,525 a decrease of $126,294 from 2026. The cemetery budget represents **1% of the total General Fund budget.**

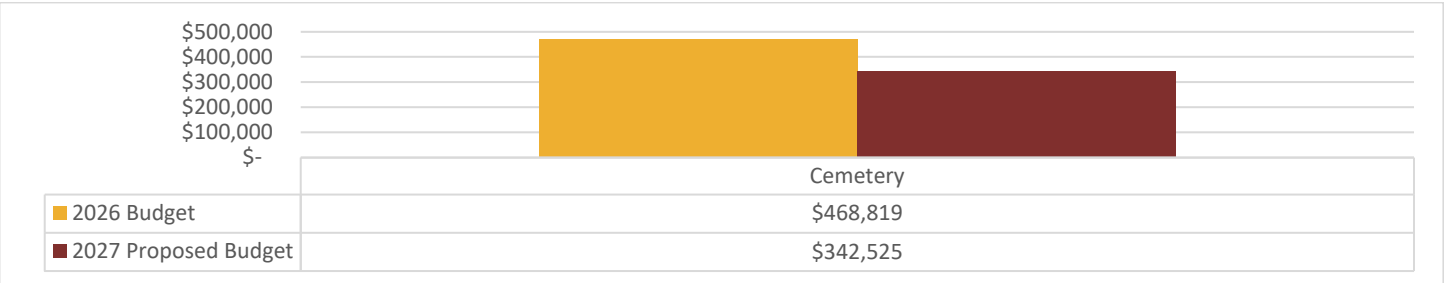

	Cemetery
2026 Budget	$468,819
2027 Proposed Budget	$342,525

Notes on the **Cemetery Budget**

- **2.3 full time employee**s work in the Cemetery Department. (one employee is split 30/70 with golf). There are not projected increases in full time employees for 2027.
- The **Cemetery** budget decreased due to less capital purchases in 2027.
- The Cemetery budget includes the purchase of an autonomous mower for $4,300.

General Fund Budget – Library

The Library Budget is $848,443 and represents **3% of the total General Fund budget.**

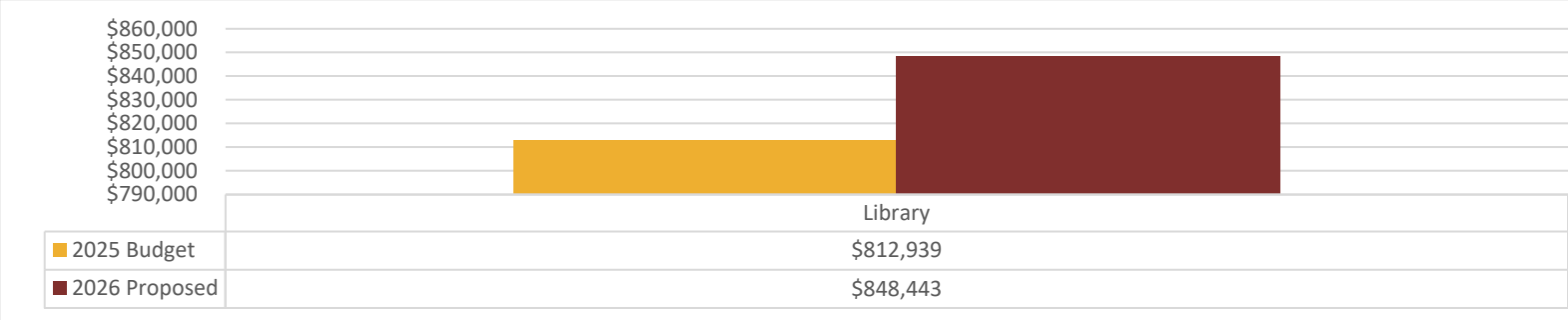

Notes on the **Library Budget**

- This budget includes **6 full time employees** to provide library services.
- **Books** are budgeted at **$50,000** for 2027 and **Audio Visual** is budgeted at **$3,000**.

General Fund Budget: Police

Budgets in this department provide for law enforcement within the City of Mitchell. The budgets include Police & Animal Control and represent **15% of the total General Fund budget**.

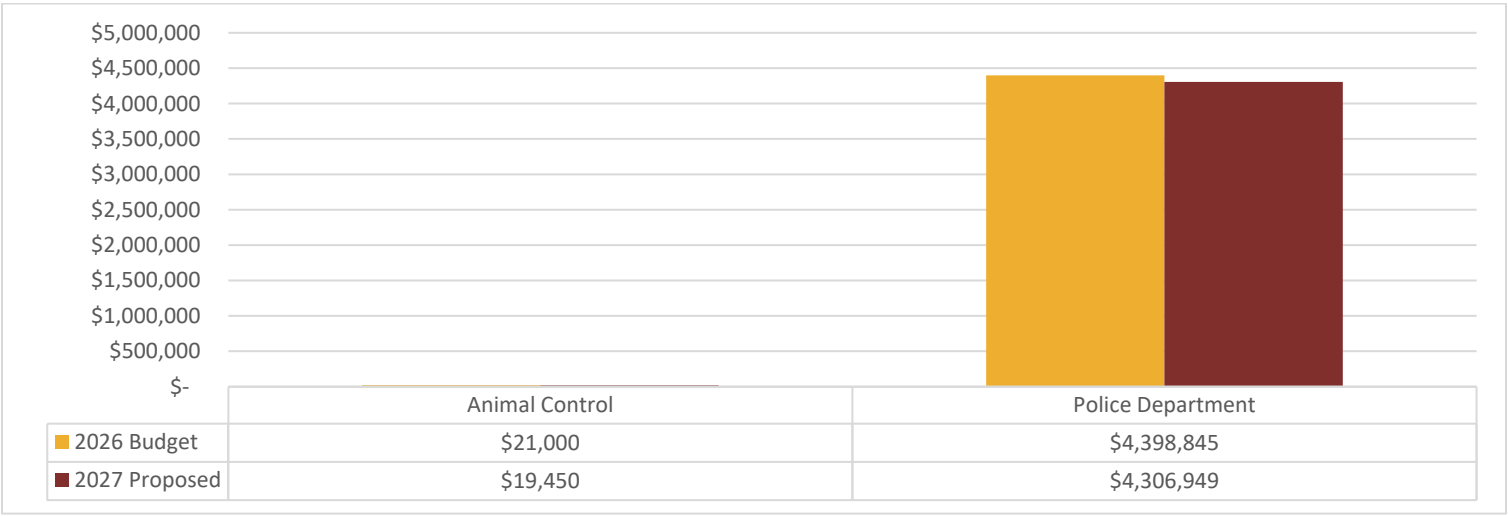

Notes on the **Police Budgets**

- A total of **31 full time employees** work in these budgets. **28** of these employees are sworn officers. There are no projected changes for 2027 to employee levels in this department.
- **Equipment upgrades** including **radar units** for **$3,289, Radar speed boards for $16,600** and **Axon Taser** contract for **$14,370**.
- One new **police patrol vehicle** for **$73,000**

General Fund Budget: Fire

The Fire department budget for 2027 is proposed at $3,275,205 and is approximately **11% of the total General Fund budget**. This is a **$1,397,542 decrease** from the 2026 budget.

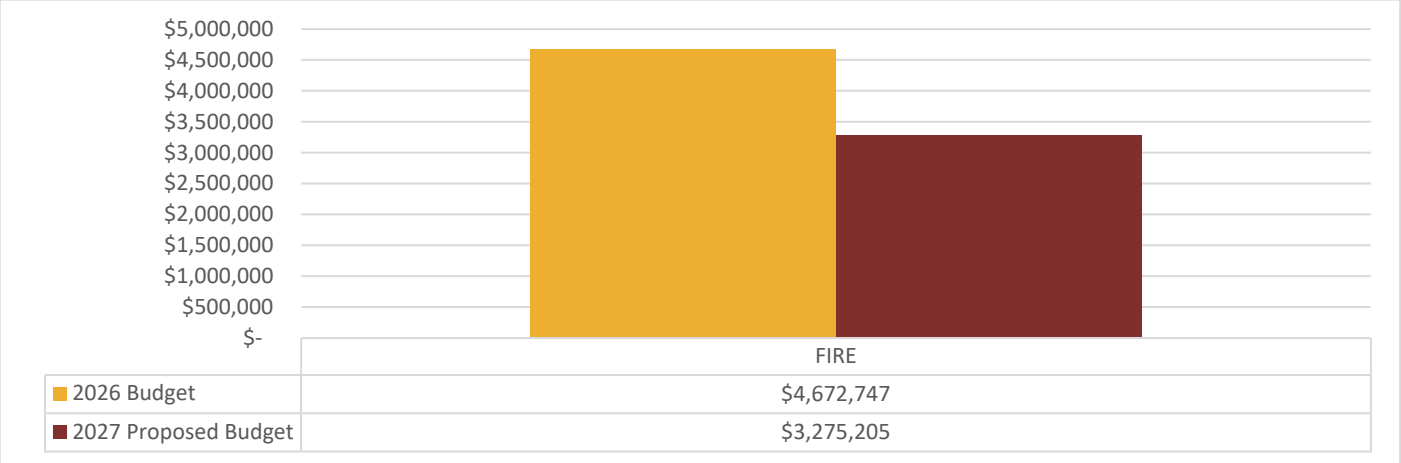

	FIRE
2026 Budget	$4,672,747
2027 Proposed Budget	$3,275,205

Notes on the **Fire Budget**;

- This budget includes **13 full time Employees** wages and benefits.
- **Facility improvements** including an additional **$750,000** for the 2nd **fire station construction project, $100,000** for **FFE** in the 2nd fire station, and **$97,000** for a **Zetron Fire Alerting System Station** in the 2nd station.
- **Final Payment** towards the **new fire engine $107,776** and **$150,000** for tools in the new truck.
- Equipment purchases including **$55,000** for the **Fire Chief Vehicle, $41,500** for protective gear, and **$5,180** for **Ladder 1 saws.**

Second Fire Station

The second fire station will be constructed in 2027.









General Fund Budget: Public Works

The budgets in this category total $7.8 million and represent 27% of the total General Fund budget. The departmental budgets included in this category are Storm Drainage, Streets & Sidewalks, Street Department, Public Works Administration, Traffic, and Snow Removal.

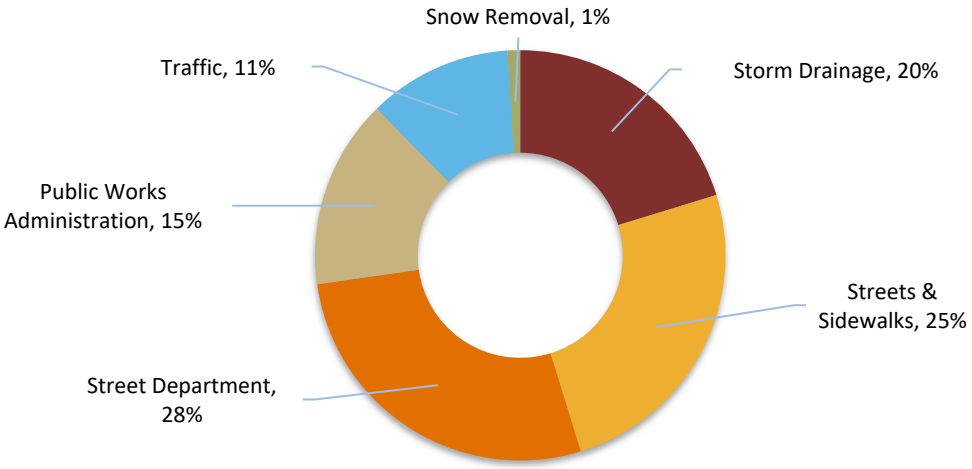

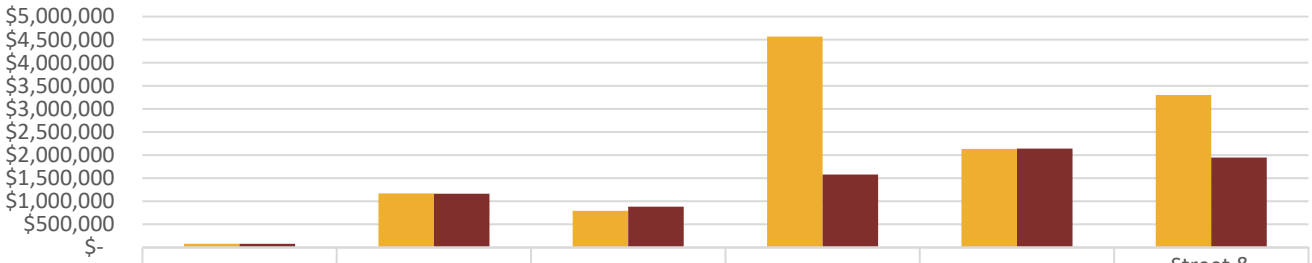

	Snow Removal	Public Works Administration	Traffic	Storm Drainage	Street Dept	Street & Sidewalk Construction
2026 Budget	$78,000	$1,170,093	$792,488	$4,568,000	$2,134,230	$3,300,914
2027 Proposed Budget	$78,000	$1,164,061	$881,551	$1,578,000	$2,142,120	$1,946,700

Notes on **Public Works Budgets**;

- These budgets include **24 full time employees**
- **Street overlay** projects for $569,600
- **Chip seal & crack seal** improvements for $445,000 and **Gravel – Base** for $325,000
- **Epoxy Painting Sanborn** for $100,000
- **Equipment purchases** totaling $62,200 for Tilt Bed Trailer $20,000, concrete saw $13,000, Trimble tablet $8,200, Pictometry $12,000, Graphic Sign Plotter $9,000 and $75,000 for salt/sand mix.
- **Sidewalk improvements** for $460,000. ($30,000 for city Projects, $300,000 code enforcement- assessed, $80,000 other sidewalk assessments, and $50,000 for repairs)
- **Flight Center Parking Lot** for $40,000
- **Repainting Sanborn** for $100,000
- Construction of an addition to the Street shop for $600,000- cost shared with sanitation fund and water fund.
- **Storm Drainage** projects for $1,559,000- SRF loan (surcharge increase required). 6th Avenue from Juanita to Sanborn for $925,000 and 1st Avenue from Burr to Foster for $634,000.
- **Professional Services** for the design of 12th & Main signal light replacement ($80,000) and design of National Guard Road ($80,000).

General Fund Budget: Other Uses

The General Fund is also used for other purposes including: transfers out to other funds, debt service obligations, contingency, subsidies, and a proposed internal economic development position. The total amount in this category is $9 million and represents 32% of the total General Fund budget.

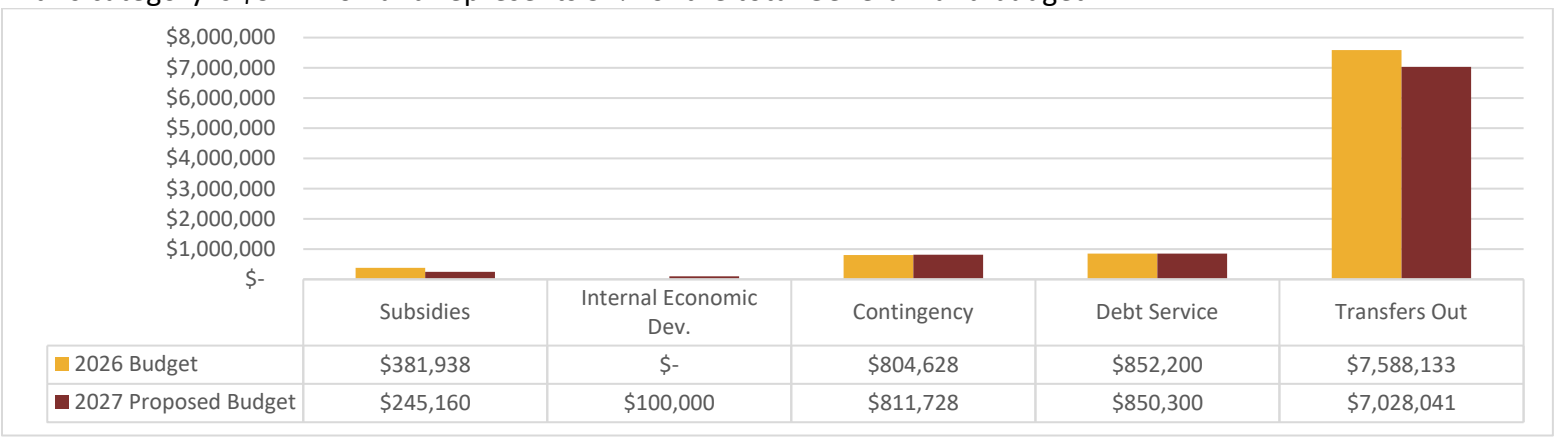

	Subsidies	Internal Economic Dev.	Contingency	Debt Service	Transfers Out
2026 Budget	$381,938	$-	$804,628	$852,200	$7,588,133
2027 Proposed Budget	$245,160	$100,000	$811,728	$850,300	$7,028,041

Notes on **Transfers Out**:

- Transfers out **decreased** $460,092 from 2026.
- Transfers out to the **Park Fund decreased** $388,939. The 2026 transfer included $1.5 million for the ice arena roof replacement out of reserves. The proposed 2027 transfer is $1 million more than the three-year average.
- The proposed transfer out to **Lake Fund** in 2027 is for debt payments for the Firesteel Creek Wetland and the Lake Mitchell Improvement Project.
- The transfer out to **Airport Fund** decreased due to removing funds for the Runway Improvement Project in 2026.
- The 2027 proposed budget does not include a General Fund transfer to the Corn Palace Fund.

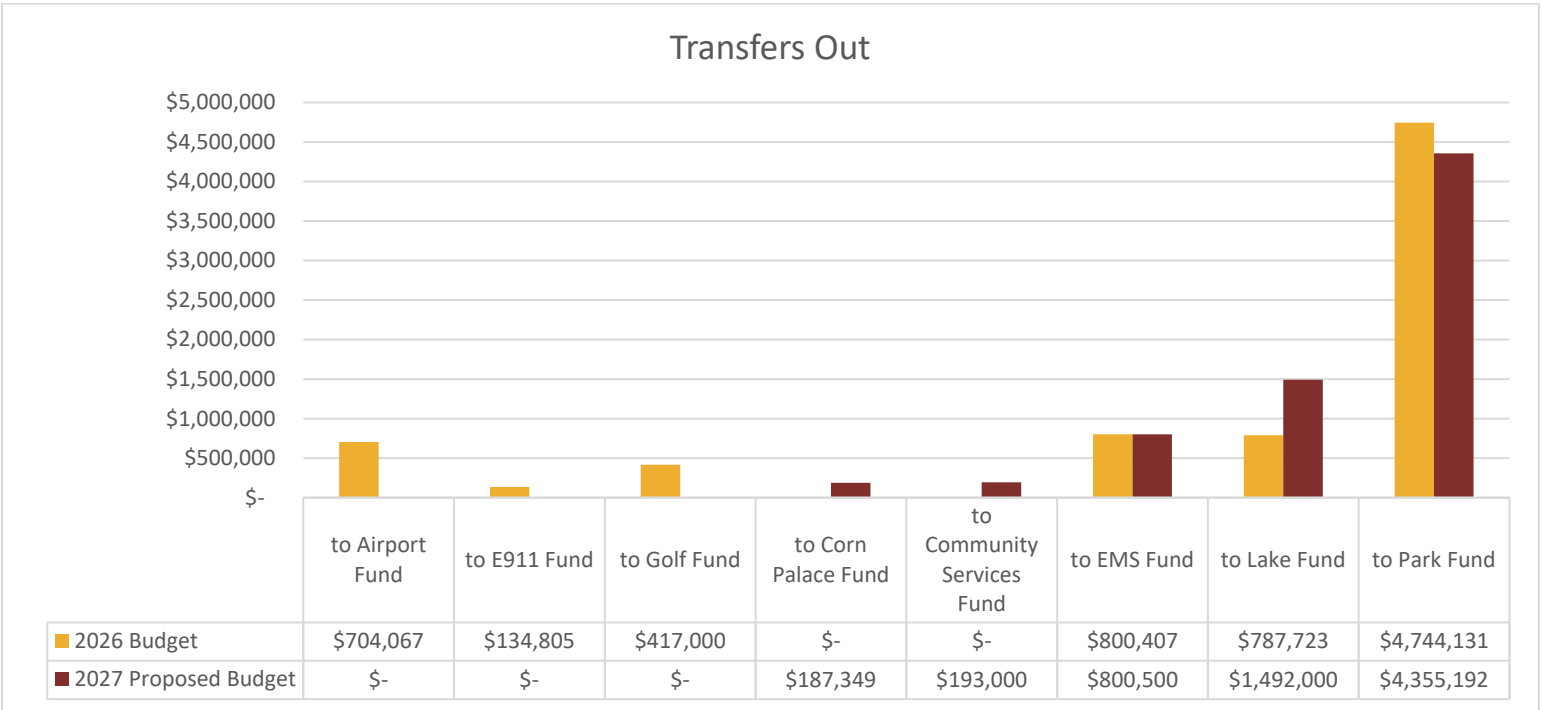

	to Airport Fund	to E911 Fund	to Golf Fund	to Corn Palace Fund	to Community Services Fund	to EMS Fund	to Lake Fund	to Park Fund
2026 Budget	$704,067	$134,805	$417,000	$-	$-	$800,407	$787,723	$4,744,131
2027 Proposed Budget	$-	$-	$-	$187,349	$193,000	$800,500	$1,492,000	$4,355,192

Notes on **General Fund Subsidies**:

- The City received **12** General Fund subsidy **applications totaling $453,484**.
- The proposed subsidy budgets **total $245,160,** or **54%** of the total dollars applied for.
- The proposed general fund subsidies are **36% less** than the **2026 approved budget level**.
- The subsidy to Mitchell Area Development Corporation was reduced by $100,000 in order to fund an internal Economic Development employee position.

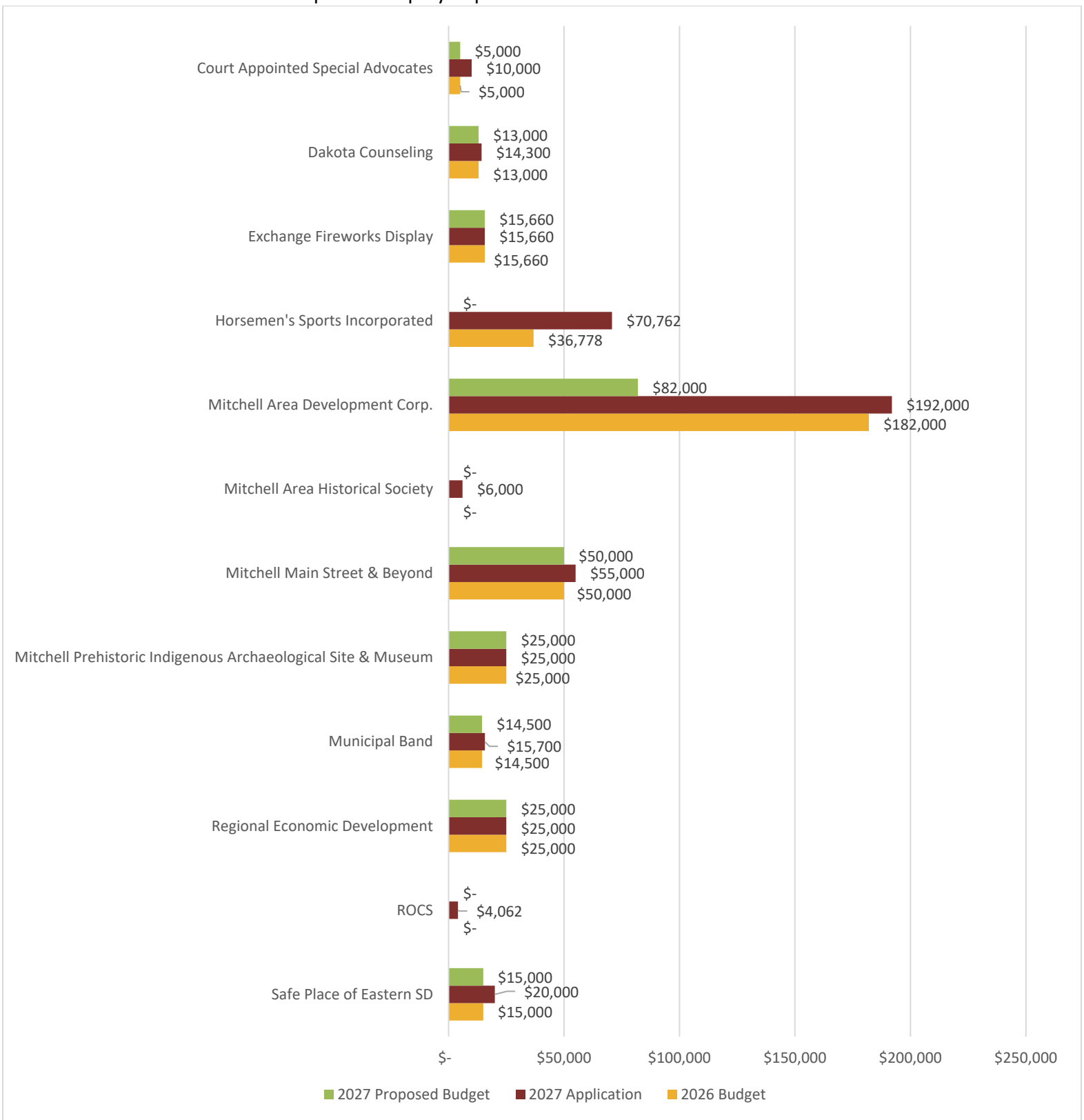

Special Revenue Funds: 2027 Expenditure Budgets

Special Revenue Funds generate revenue by the services they provide, but they may also receive support from General Fund. Special Revenue Funds for the City of Mitchell include: Airport, Business Improvement District 3 (Main Street), Business Improvement District 4 (Hotel Occupancy), Community Services, E911, Entertainment Tax, Lake Mitchell, Library Fines, Nutrition, and Park Fund.

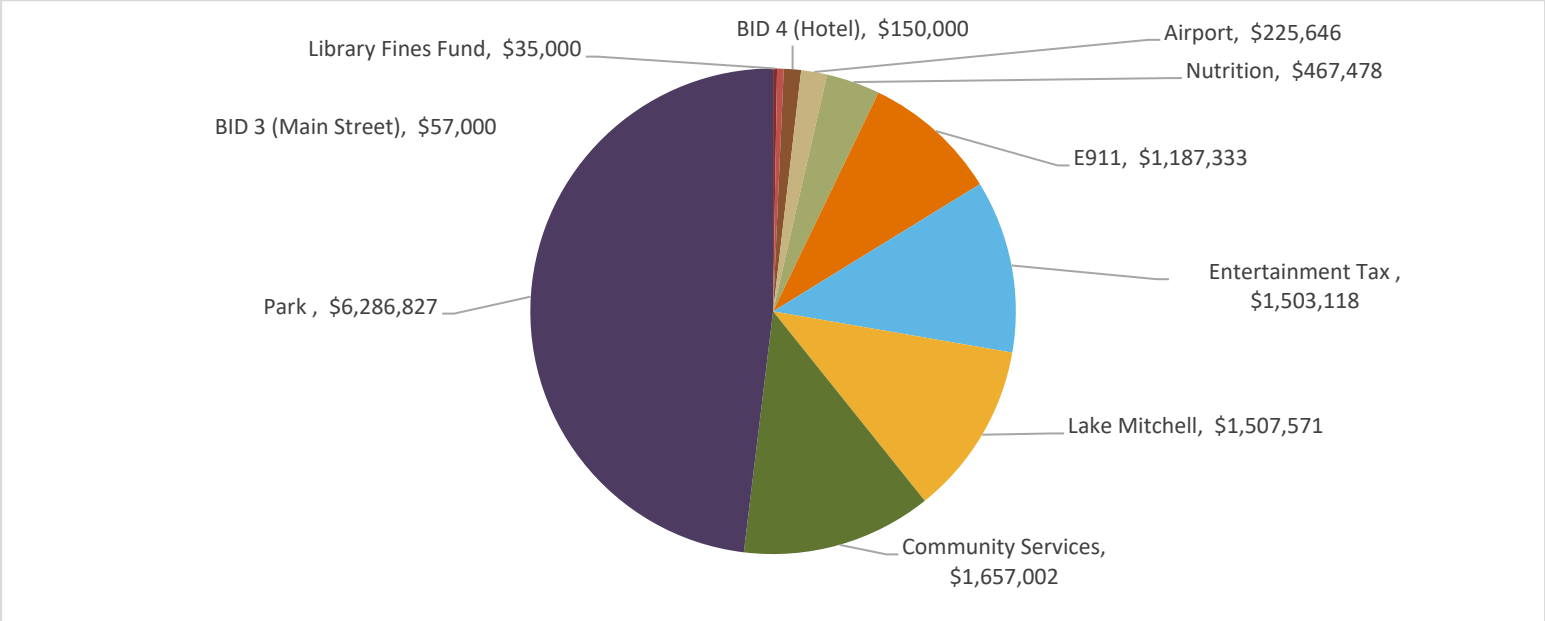

Special Revenue Fund Budget: BID Districts

Business Improvement Districts are funds set up for the expenses associated with Business Improvement Districts. The City of Mitchell currently has two business improvement districts included in the budget. The first is the Main Street Business Improvement District, and the second is the Hotel Business Improvement District.

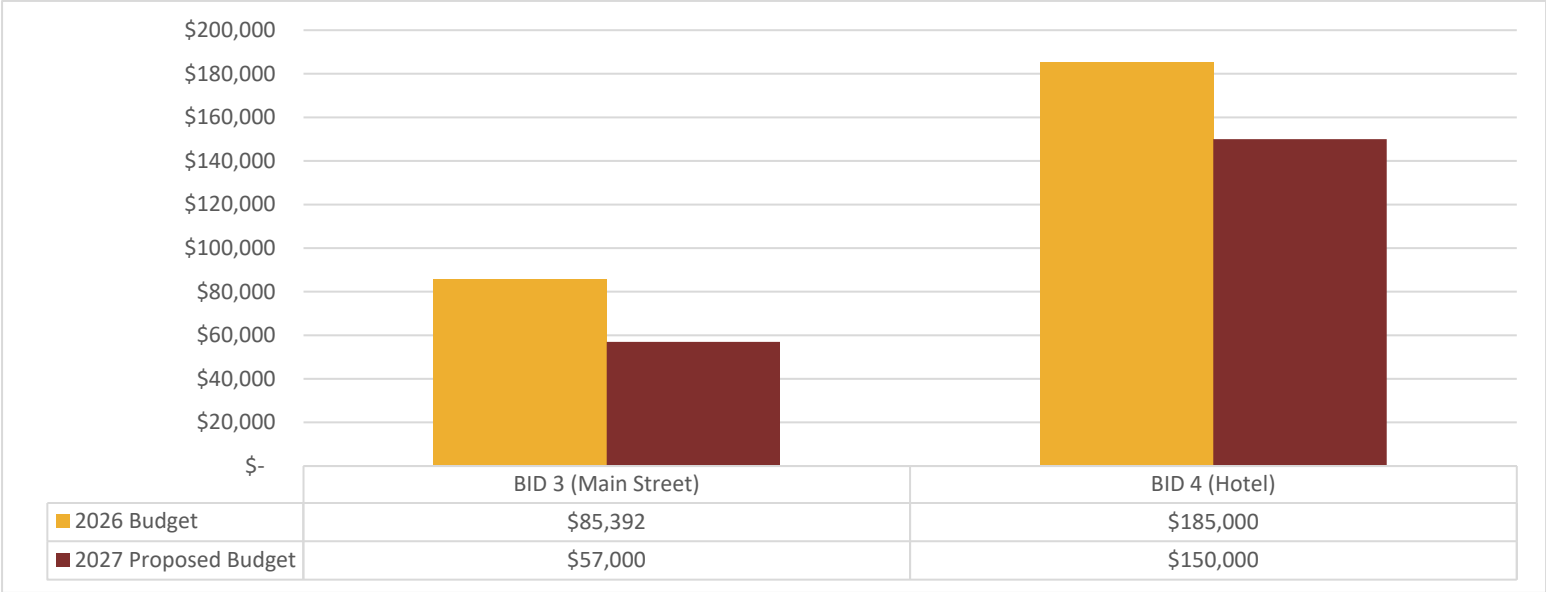

	BID 3 (Main Street)	BID 4 (Hotel)
2026 Budget	$85,392	$185,000
2027 Proposed Budget	$57,000	$150,000

Notes on **Business Improvement Districts**

- The Main Street Business Improvement District Board (BID board) has a requested budget of $56,00 for project improvement grants and $1,000 for publication costs.
- The Hotel Business Improvement District Board (BID board) has requested $150,000 for the Sports & Events Authority Committee Grants.

Special Revenue Fund Budget: Lake Mitchell

The Lake Mitchell Fund is used for the costs associated with Lake Mitchell & Watershed improvements. Lake Mitchell was set up as a special revenue fund so that the City could more easily track expenses for this service.

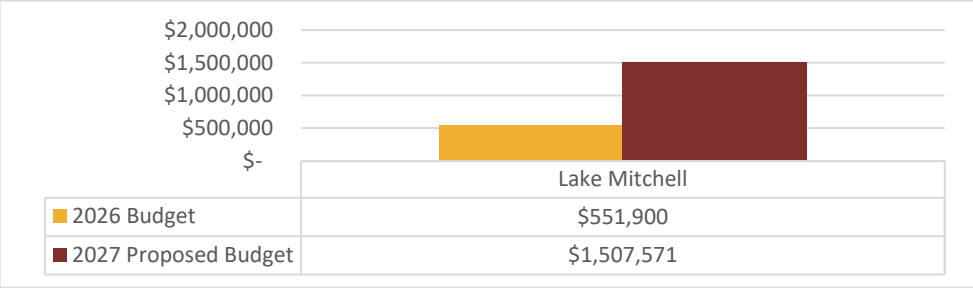

Notes on **Lake Mitchell Fund**

- The debt service for the wetland property in the amount of $293,571 is included in this fund.
- The debt service for the Lake Mitchell improvement project in the amount of $1.2 million is included in this budget
- General Fund supports the operation and debt service for this fund.

Special Revenue Fund Budget: E911

The E911 Fund is used for the cost associated with the City's operation of the Mitchell Regional Public Safety Answering Point (PSAP).

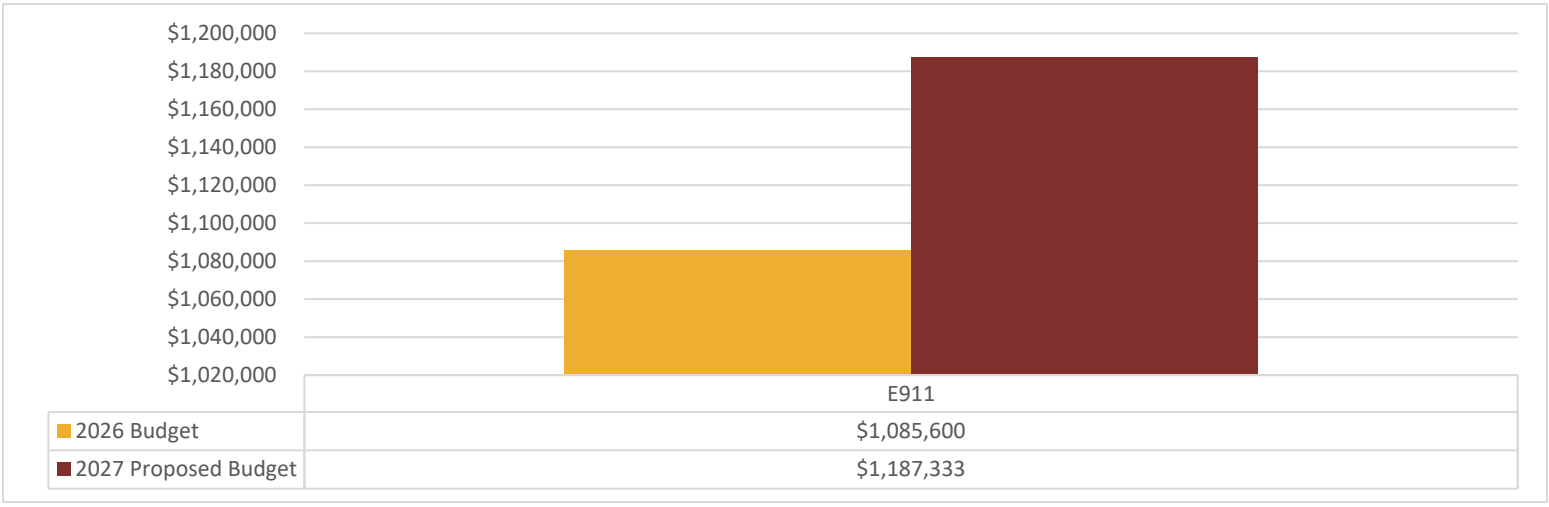

Notes on **the E911 Fund**

- This budget includes **12 full time** employees for the operations of the PSAP.
- The City of Mitchell provides E911 dispatch services for a 6-county region.
- General Fund supports the operation of this service

Special Revenue Fund Budget: Community Services

The Community Services Fund includes the departmental budgets of Palace City Transit, and the James Valley Community Center.

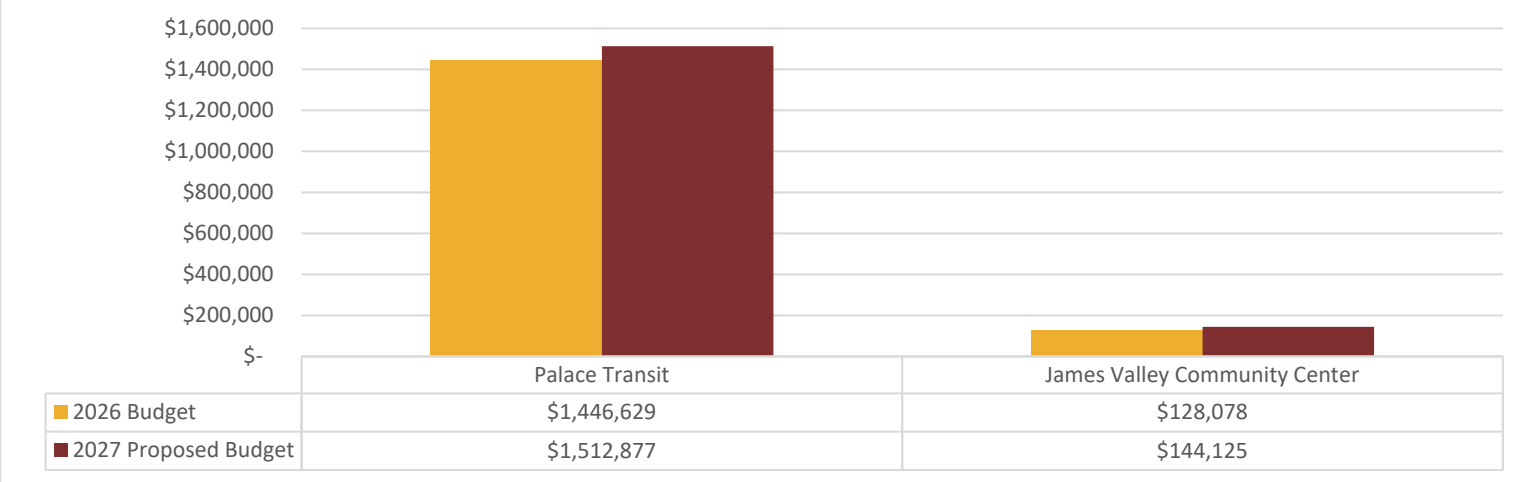

	Palace Transit	James Valley Community Center
2026 Budget	$1,446,629	$128,078
2027 Proposed Budget	$1,512,877	$144,125

Notes on **the Community Services Fund Budgets**

- The budget includes **11 full time** employees for departmental operations.
- The Palace Transit budget includes the City funding 20% of the cost of a new **22-passenger bus** at $26,471 (DOT pays $150,000) and 20% of the cost for a **16-passenger bus** at $24,000 (DOT pays $136,000).
- Equipment purchases include **cradle points** in the amount of $7,172.
- Facility improvement/maintenance on the JVCC exterior building for $20,000
- These two services are heavily reliant on grant funding.
- General Fund supports the operation of this service.

Special Revenue Fund Budget: Nutrition

The Nutrition Fund includes the adult nutrition program that is operated by the Community Services department. This fund supports the adult nutrition program for the City of Mitchell.

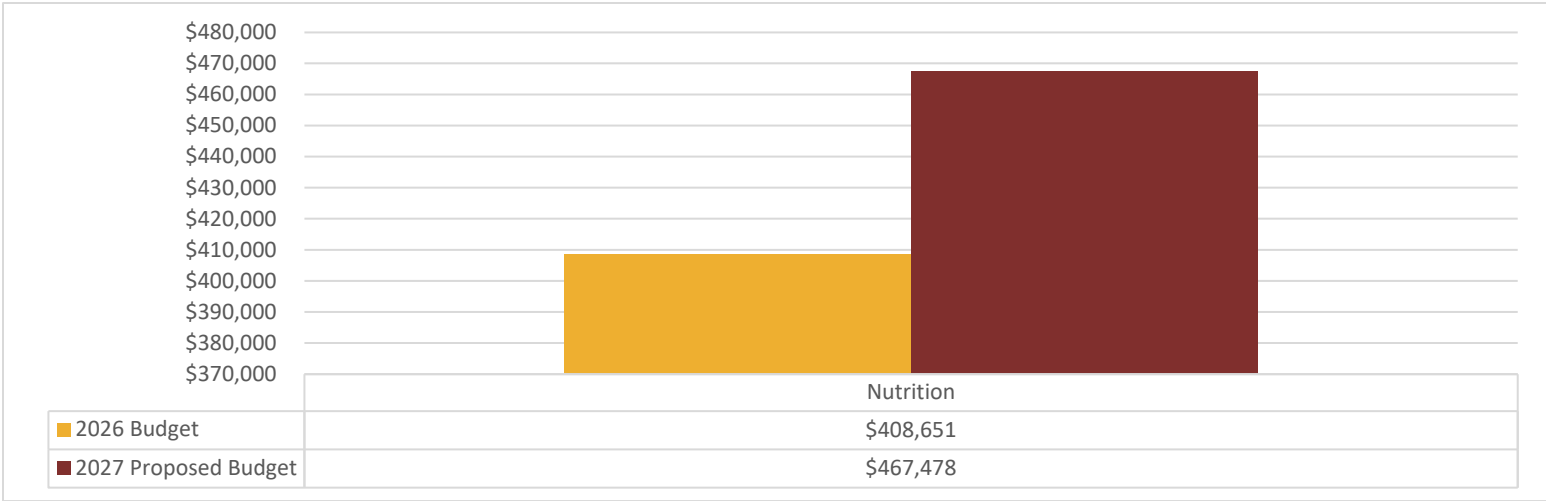

	Nutrition
2026 Budget	$408,651
2027 Proposed Budget	$467,478

Notes on **the Nutrition Fund**

- This budget includes **1 full time** employee for departmental operations.
- This budget is heavily reliant on grant and program funding.

Special Revenue Fund Budget: Airport Fund

The Airport Fund is used for the cost associated with the City's operation of the Mitchell Airport.



	Airport
2026 Budget	$11,887,186
2027 Proposed Budget	$225,646

Notes on **the Airport Fund**

- **2 full time** employees are budgeted for this service.
- This budget decreased due to the Airport runway project that was budgeted in 2026.
- This budget includes $10,000 to purchase a new mower for the airport.
- This budget is heavily reliant on grant funding and the General Fund supports the operation of this service.

Special Revenue Fund Budget: Entertainment Tax Fund

This fund is for revenue received from the 1% Municipal non-ad valorem tax, "entertainment tax" received charged to gross receipts on lodging accommodations, ticket sales, alcoholic beverages, and restaurants, According to SDCL 10-52A-2, the tax can be used for "land acquisition, architectural fees, construction costs, payments for civic center, auditorium, or athletic facility buildings including the maintenance staffing and operations of such facilities and the promotion and advertising of the city, its facilities, attractions, and activities."

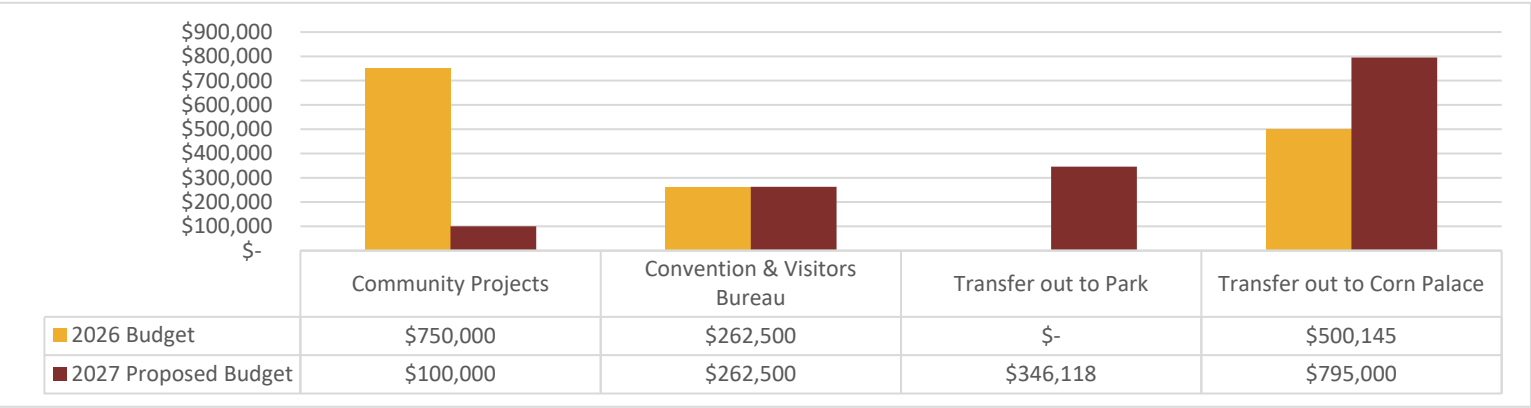

	Community Projects	Convention & Visitors Bureau	Transfer out to Park	Transfer out to Corn Palace
2026 Budget	$750,000	$262,500	$-	$500,145
2027 Proposed Budget	$100,000	$262,500	$346,118	$795,000

Notes on **the Entertainment Tax Fund Budgets**

- **The Convention & Visitors Bureau** receives a $262,500 subsidy from entertainment tax to market the Mitchell Community.
- **Transfer to Corn Palace includes $375,000** to fund the cost of replacing the **Corn Palace Arena floor**. The funding will come from dedicated reserves for Corn Palace facilities.
- **$100,00** is budgeted for community beautification projects and streetscape throughout Mitchell.
- The budget includes **$346,118** out of entertainment tax transferred to Park to fund a portion of the proposed **splash pad** in the park fund.

Special Revenue Fund Budget: Park

The Park Fund includes the following budgets: Recreation & Aquatics, Recreation Center, Sports Complex, Concessions, Parks, and Supervision.

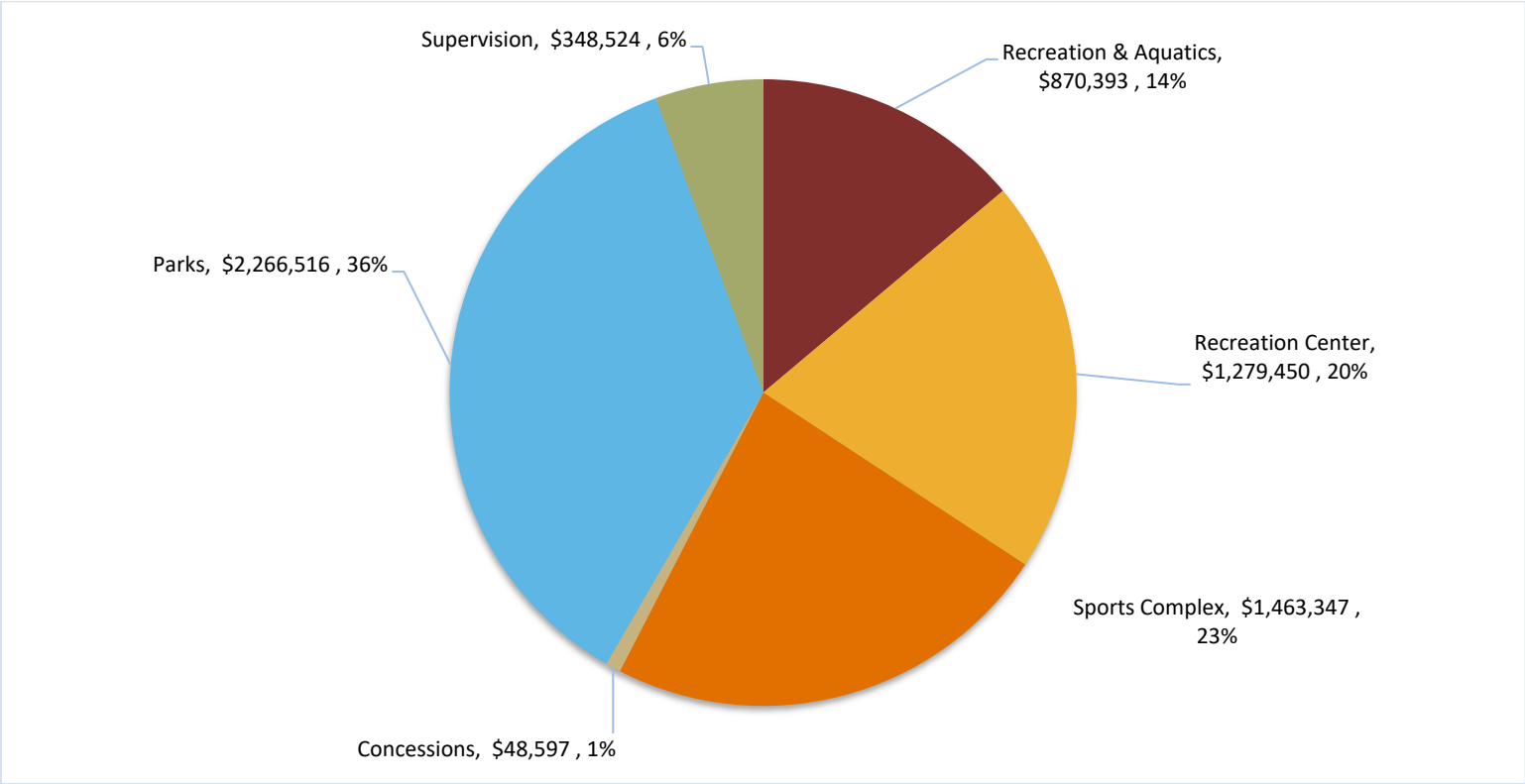

Notes on **the Park Fund**

- **19 full time** employees are budgeted in this fund to support the departmental services.
- The **Recreation & Aquatics budget** includes **$158,000** for **Accutab dry chlorine system with a new control** unit, for **water heater replacements,** for **caulking/refurbishing surface** of outdoor pool, and for **painting and refurbishing play features** and replacing the walk pads in the outdoor pool for the outdoor pool.
- The **Recreation Center budget** includes $**146,000** to replace the **sand filters** (additional funds to be added to 2026 budgeted funds) in the indoor pool, replace the **GBR gym door**, **2 Nustep** replacements, **4 spin bike replacements**, **weight room equipment** replacement replace **2 HVAC units**, and the **motors** and **pumps** in the **pool pit**.
- The **Sports Complex Budget** includes **$479,400** to replace **fencing** by backstops and baselines on **Field A**, replace **two furnaces for N.Rink Locker rooms**, remodel **Drake restroom**, **Olympia Ice groomer**, R**ental skates** and **skate aids**, tuckpoint cadwell dugouts and sidewalk, Monroe park landscaping/sidewalk and retaining wall, outdoor trash cans, reel-type **mower** for Cadwell, and **dumpsters**.
- The **Parks budge**t includes **$1,172,500** to **remodel dry run creek restroom**, add a **shelter** on the **jetty**, construct a **new splash park**, add a **railing on the concrete ramp** at the jetty, to construct an **ADA Trail** to the s**helter at Camp Arroya**, purchase **trees**, and add **heaters for outdoor bathrooms**.

Enterprise Funds: 2027 Expenditure Budgets

Enterprise fund budgets provide utility services (water and sewer), garbage services, ambulance services (EMS), and entertainment services (Corn Palace, Golf Course, Campground) for the City of Mitchell. **Utility service and garbage service enterprise funds do not receive support from General Fund.**

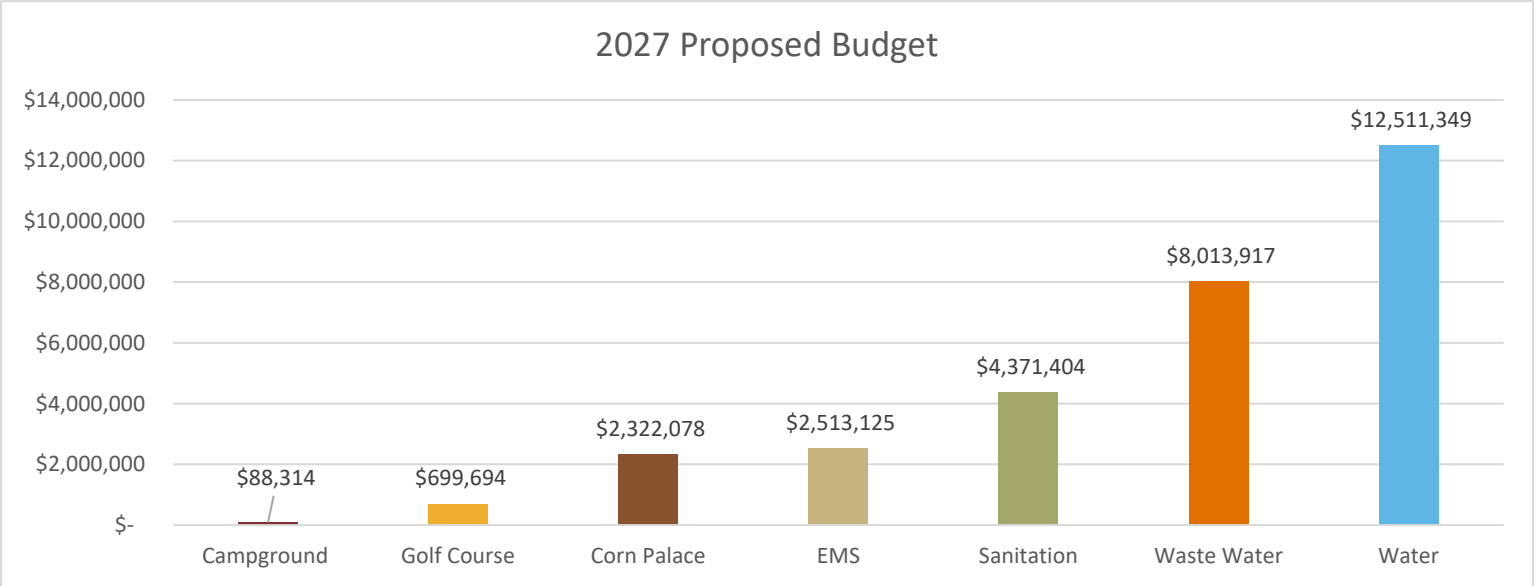

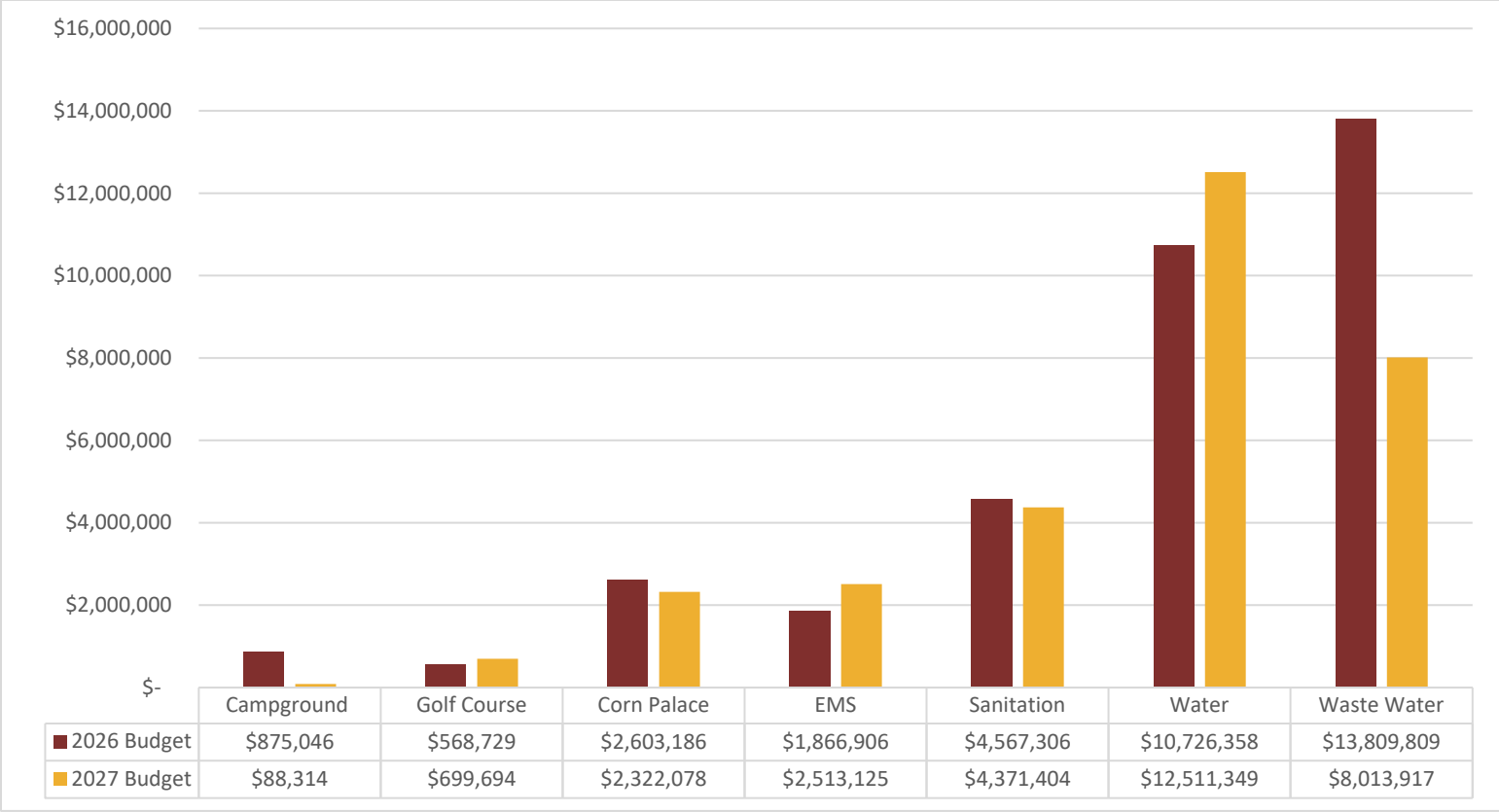

	Campground	Golf Course	Corn Palace	EMS	Sanitation	Water	Waste Water
2026 Budget	$875,046	$568,729	$2,603,186	$1,866,906	$4,567,306	$10,726,358	$13,809,809
2027 Budget	$88,314	$699,694	$2,322,078	$2,513,125	$4,371,404	$12,511,349	$8,013,917

Enterprise Fund Budget: Campground

The campground is a self-supporting fund for the operations of the campground at Lake Mitchell. It does not receive any funding from General Fund to support the services provided. No full-time employees are included in this fund budget.

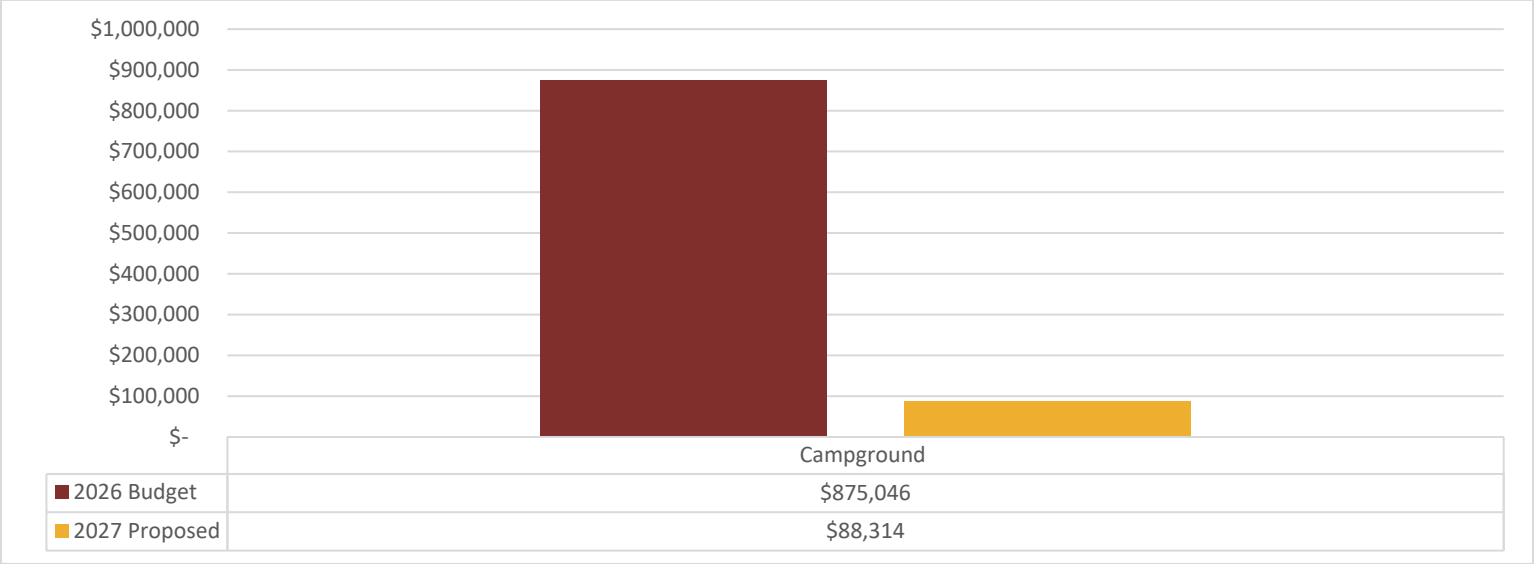

Enterprise Fund Budget: Corn Palace

The Corn Palace Fund is for the operations of the Corn Palace. The Corn Palace does receive support from the Entertainment Tax Fund, and has also received support from the General Fund.

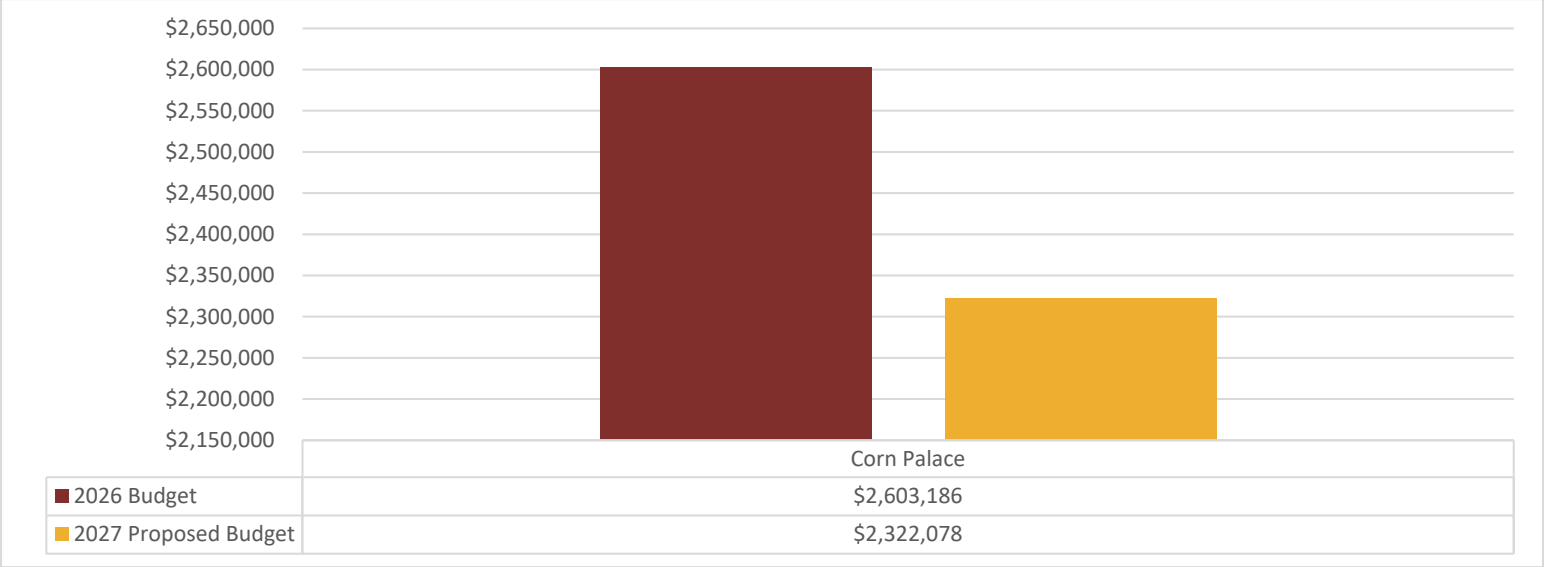

Notes on **the Corn Palace Fund**

- This budget includes **6 full time employees**.
- The budget includes contracting the decorating in 2027 as in 2026.
- The budget includes **$375,000** to replace the arena floor and subfloor. The funding for this project will come out of designated reserves in the

Enterprise Fund Budget: EMS

The EMS Fund is for the operations of the regional ambulance service. This fund does receive support from the General Fund for these services.

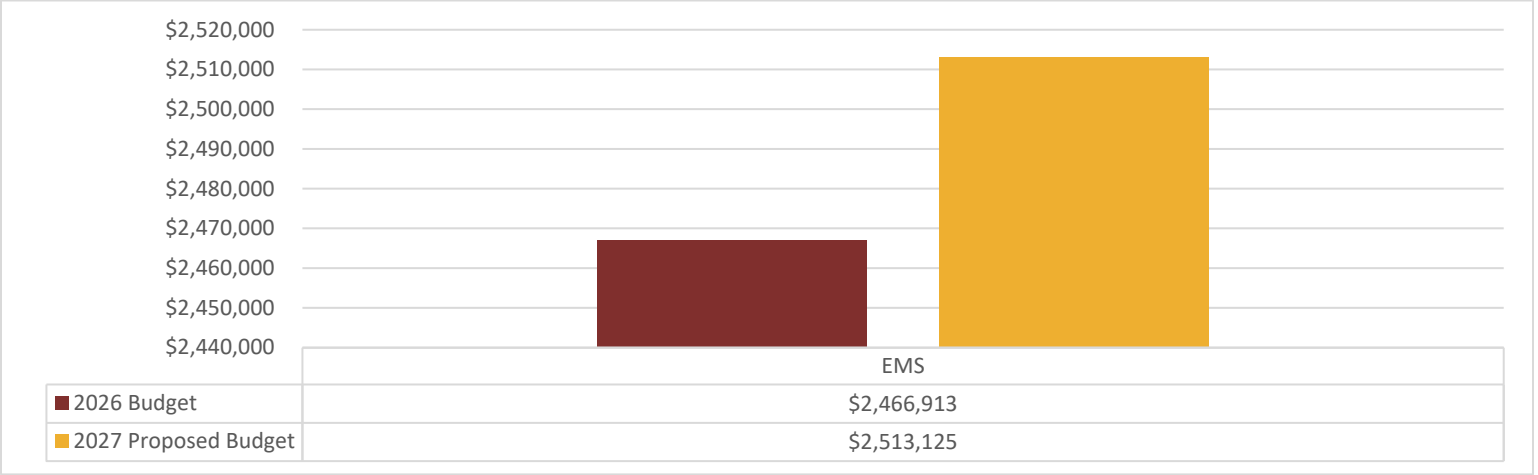

Notes on **the EMS Fund**

- This budget includes **19 full time employees**.
- This fund does receive approximately **$800,000 of annual financial support from General Fund** and **$700,000** from the Ambulance district to support the additional staff hired in 2026.

Enterprise Fund Budget: Sanitation

The Sanitation Fund is for landfill services for the City of Mitchell. This fund includes four departmental budgets which include: Recycling, Collection, Landfill, and Debt Service. The Sanitation Fund **does not receive General Fund support.** It is funded by fees and charges to the users of the sanitation service.

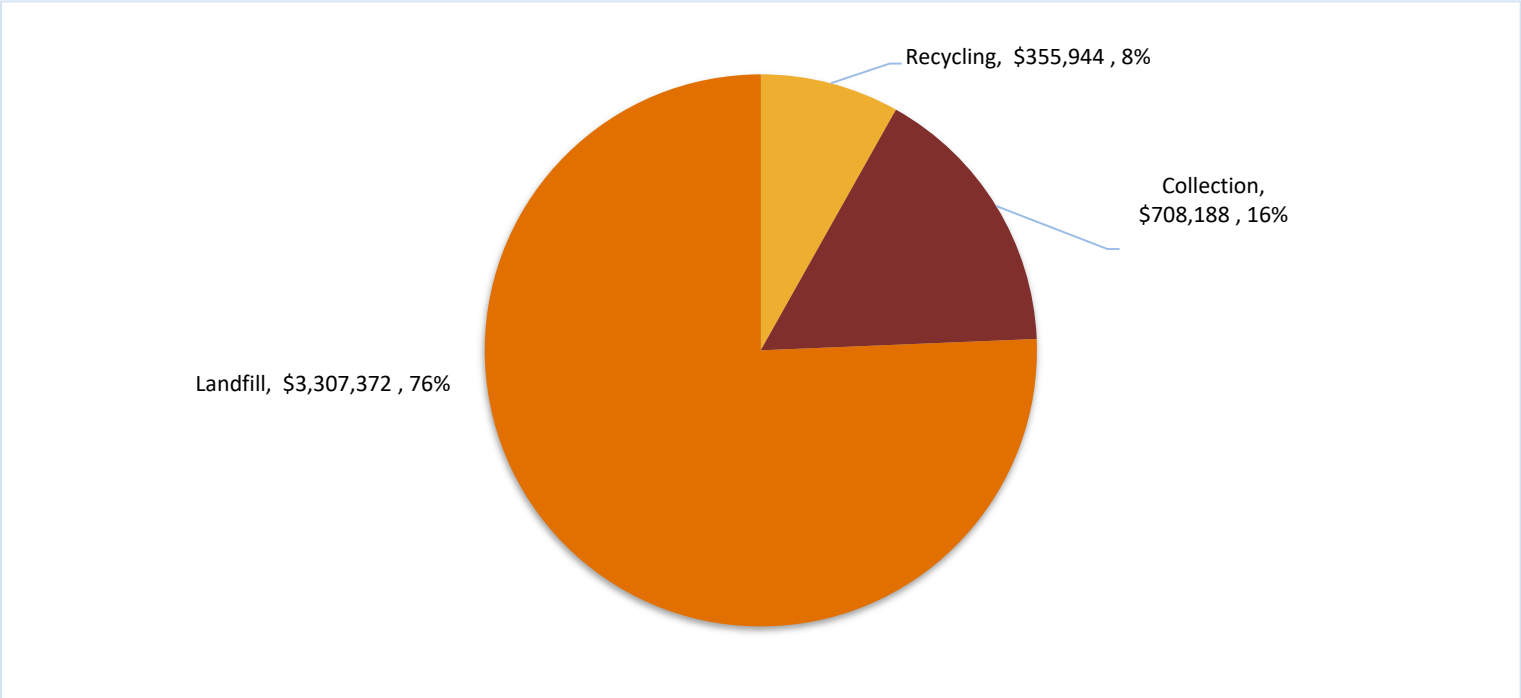

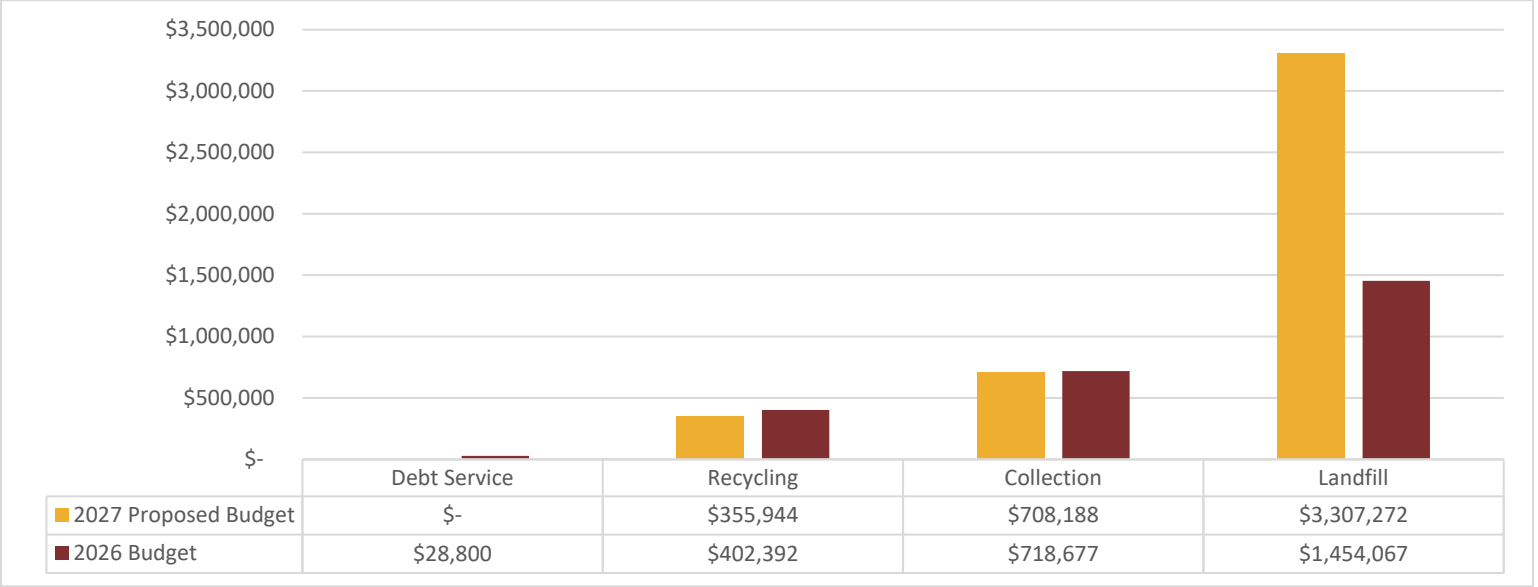

	Debt Service	Recycling	Collection	Landfill
2027 Proposed Budget	$-	$355,944	$708,188	$3,307,272
2026 Budget	$28,800	$402,392	$718,677	$1,454,067

Notes on **the Sanitation Fund**

- This budget includes **4 full time employees**.
- The landfill budget includes **$70,000** to be used for **alley maintenance**. There is currently $270,000 in the fund for project. The City is proposing that two alleys be done in 2027 as an assessment project. Part of the landfill fees includes designated funding for alley maintenance.
- The landfill budget includes **$348,00**0 for the 3rd **of 10 payments to Jim River Ridge Farms** for a future landfill expansion project.
- The budget also includes **$1,625,000** for construction of a **Zwall** and **compactor**.
- This budget **does not receive funding from General Fund.** The service is supported by user fees.

Enterprise Fund Budget: Water

The Water Fund budget is part of the utility services provided by the City. This fund is divided into three departmental budgets: Treatment, Distribution, and Debt Service.

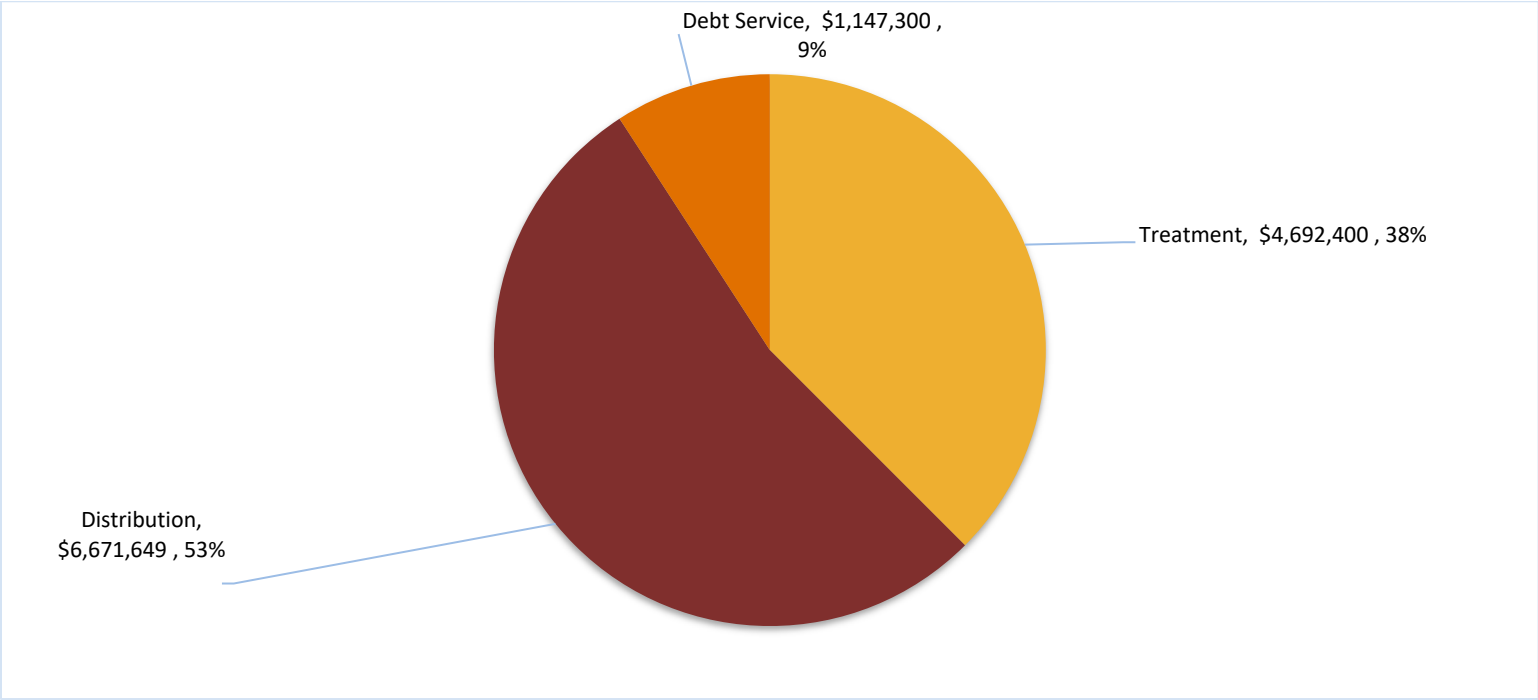

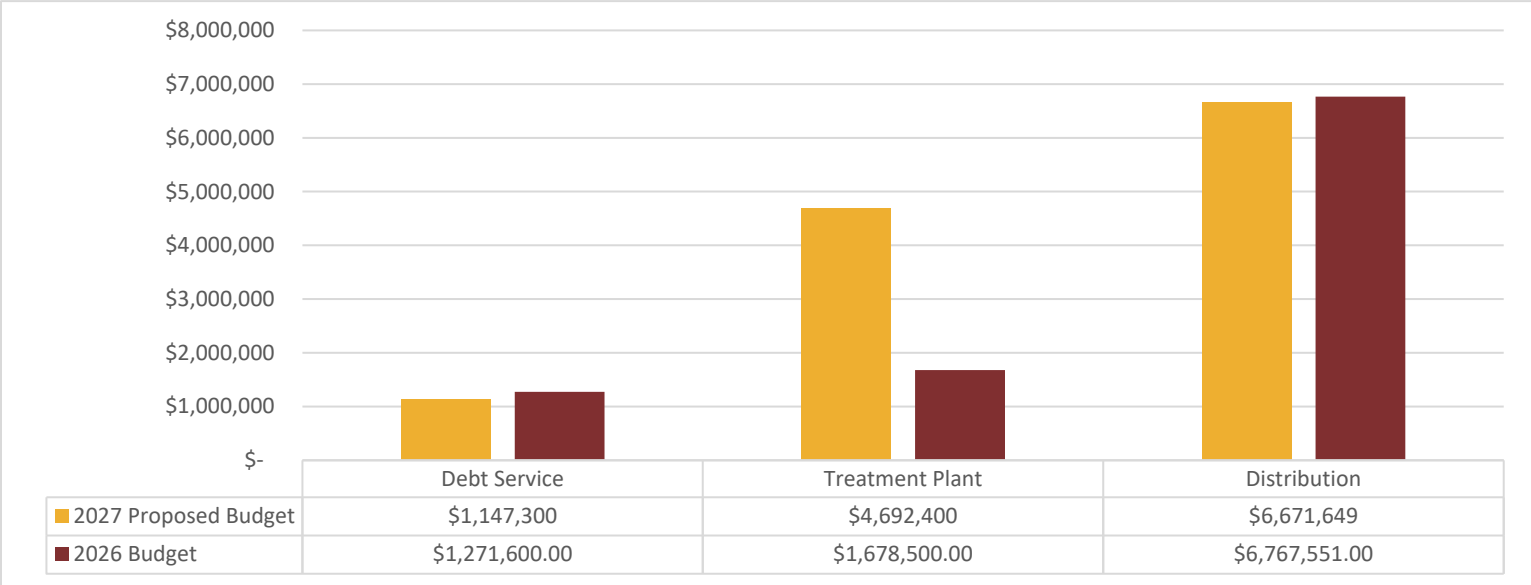

	Debt Service	Treatment Plant	Distribution
2027 Proposed Budget	$1,147,300	$4,692,400	$6,671,649
2026 Budget	$1,271,600.00	$1,678,500.00	$6,767,551.00

Notes on **the Water Fund**

- **5.5 full time employees** are included in this budget to provide this service.
- The Water Treatment budget includes payments to BY for Water distributed by the City of Mitchell as well as repairs to the service line from BY to the City of Mitchell.
- The Water Distribution budget is where major water projects for the City of Mitchell are budgeted
- The Water **Distribution** Budget includes **$4,478,000** for Valve replacements, for distribution projects including: **1st Avenue Burr to Foster and 6th Avenue Juanita to Sanborn,** as well as purchasing a **valve exerciser, pickup** and **TGB base station**.
- The Water Fund **does not receive any funding from General Fund**. This utility service is supported by user fees.

Enterprise Fund Budget: Waste Water

The Water Fund budget is part of the utility services provided by the City. This fund is divided into three departmental budgets: Treatment Plant, Independent Pre-Treatment, Collection, and Debt Service.

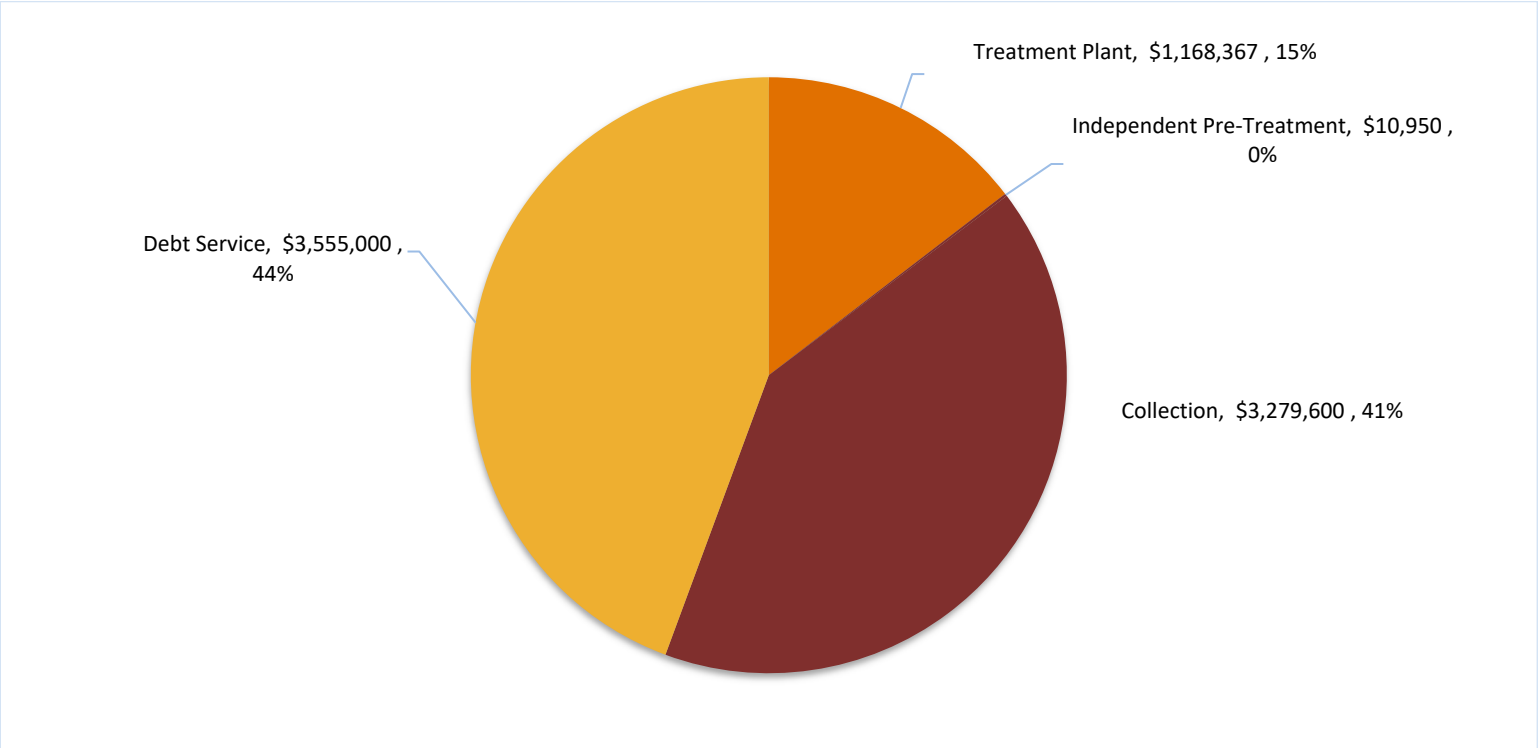

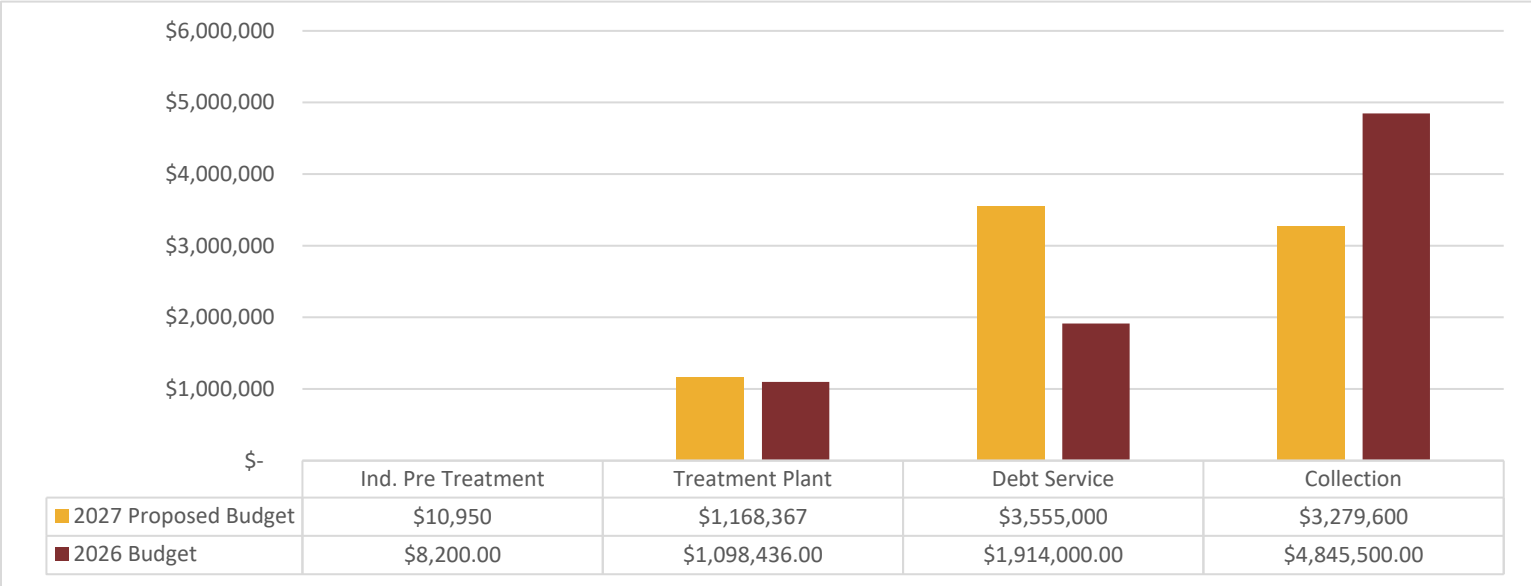

	Ind. Pre Treatment	Treatment Plant	Debt Service	Collection
2027 Proposed Budget	$10,950	$1,168,367	$3,555,000	$3,279,600
2026 Budget	$8,200.00	$1,098,436.00	$1,914,000.00	$4,845,500.00

Notes on **the Waste Water Fund**

- **6.5 full time employees** are included in this budget to provide this service.
- The Collection budget is where major water projects for the City of Mitchell are budgeted
- The **Collection** budget includes **$2,766,500** of projects including 1st Avenue from Burr to Foster and 6th Avenue from Juanita to Sanborn (SRF Loans with surcharge, rate increase required) as well as other CIPP and manhole replacement projects.
- The Collection budget includes self-funding the **13th avenue lift station for $2,420,000.**
- The Waste Water Fund **does not receive any funding from General Fund**. This utility service is supported by user fees.

Cash Applied

Funds **spending Cash from Reserves** for the 2027 Budget



- **Nutrition Fund** is spending $9,188 from reserves for operations.
- **Airport Fund** is spending $19,046 from reserves towards capital projects.
- **Community Services Fund** is spending $92,661 from reserves towards capital projects.
- **E911 Fund** is spending $124,210 from reserves towards operations.
- **EMS Fund** is spending $186,234 from reserves towards operations.
- **Entertainment Tax Fund** is spending $375,000 from reserves towards the replacement of the Corn Palace Arena floor out of dedicated reserves for CP Facilities.
- **General Fund** cash applied is from the “future capital projects fund” designated in reserves in the amount of $377,632 and $300,000 from assessment projects for sidewalk code enforcement assessment projects.
- **Sanitation Fund** is applying $1,381,404 from reserves towards capital projects.
- **Water Fund** is applying $3,913,458 from reserves towards capital projects.

Funds **adding to Reserves** for the 2027 Budget

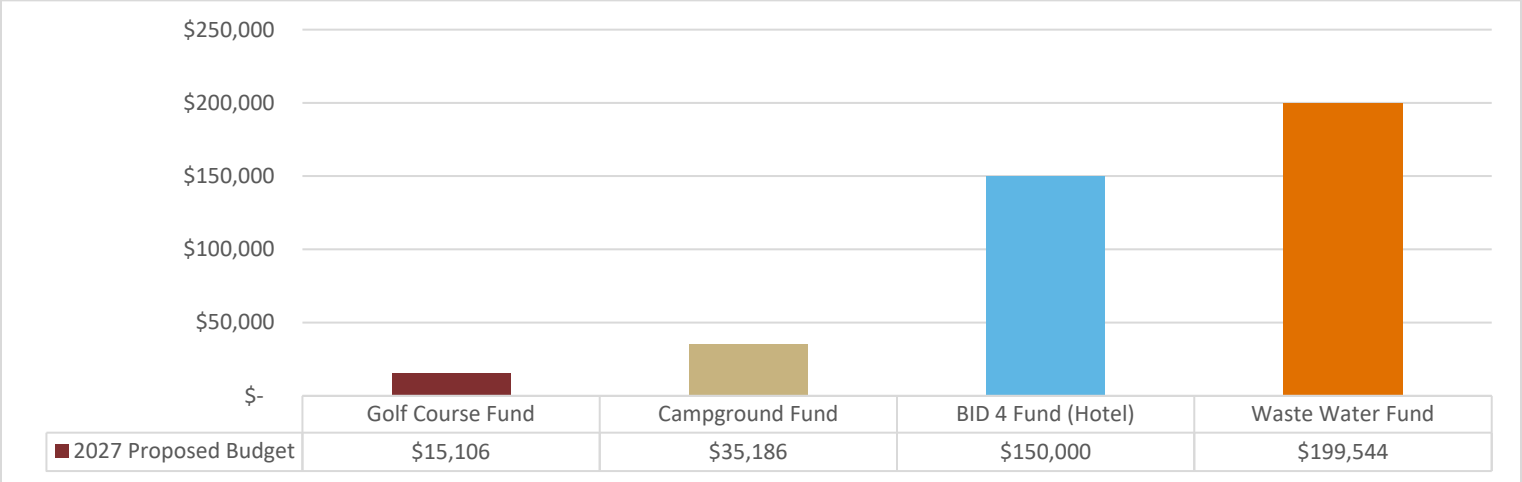

Estimated Reserve Balances

Below are the estimated fund balances at the end of 2027, after cash applied above.

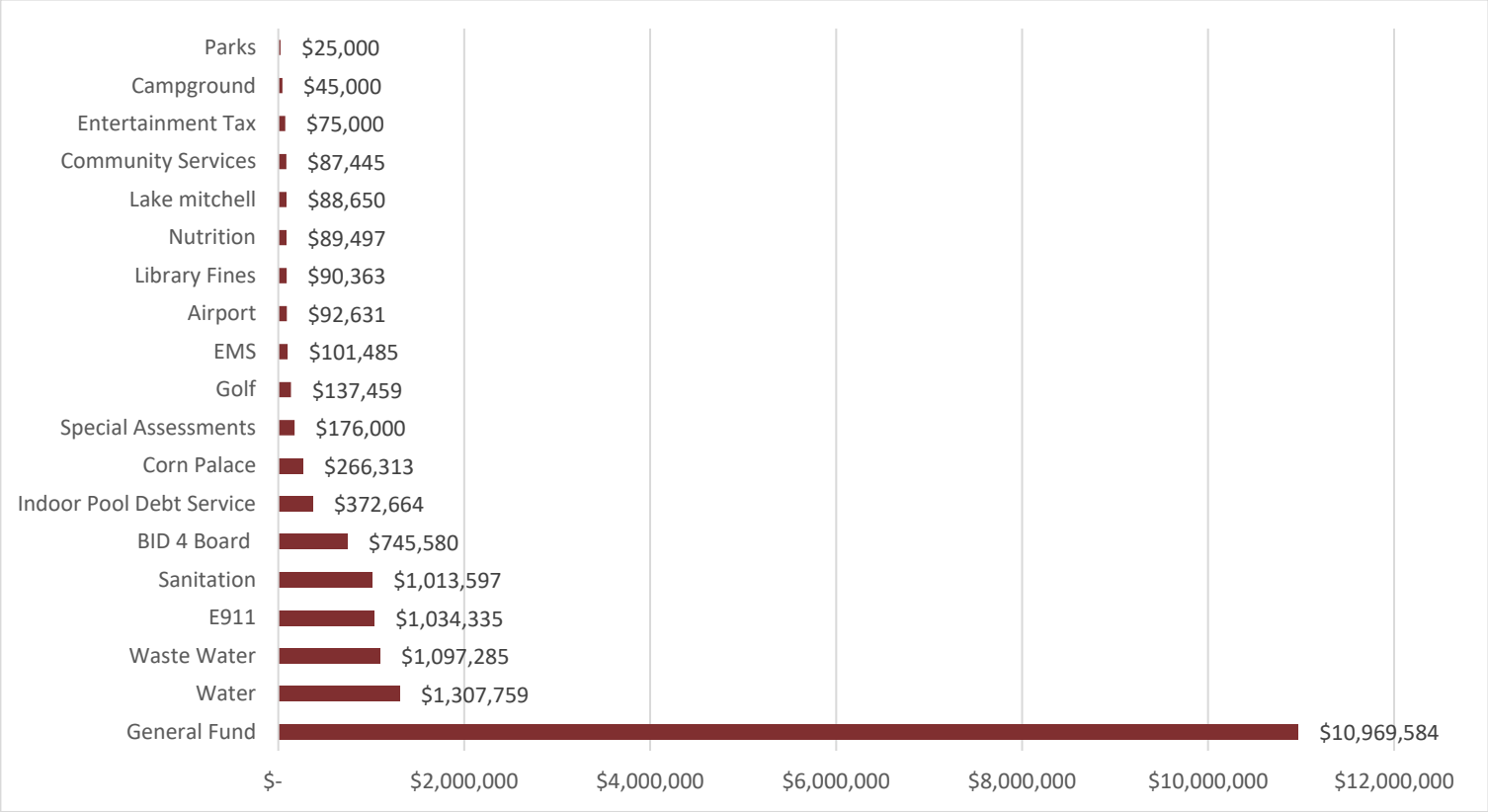

- **General Fund** reserve is estimated to be 35% at the end of 2027.

Below are the estimated dedicated reserve balances at the end of 2027, after cash applied in the proposed budget.



Debt Service by Fund

Shown below is the total debt by fund, as of 2026. Any proposed projects that include financing will increase the current debt by that same amount. In the proposed 2027 budget there are three projects that would increase the debt limit.



	TIF Districts	General Fund	Water	Waste Water
As of 12/31/2025	$449,625	$8,500,209	$23,228,079	$56,550,076

- **Lake Mitchell Improvement Project**. General Fund sales tax pledge to repay the SRF loan. This will increase general fund debt by $16,815,900.
- **1st Avenue from Burr to Foster.** This project would require a Waste Water SRF Loan in the amount of $1,415,000 as well as a rate increase to offset the debt repayment requirement.
- **6th Avenue from Juanita to Sanborn.** This project would require a Waste Water SRF Loan in the amount of $1,051,500 as well as a rate increase to offset the debt repayment requirement.

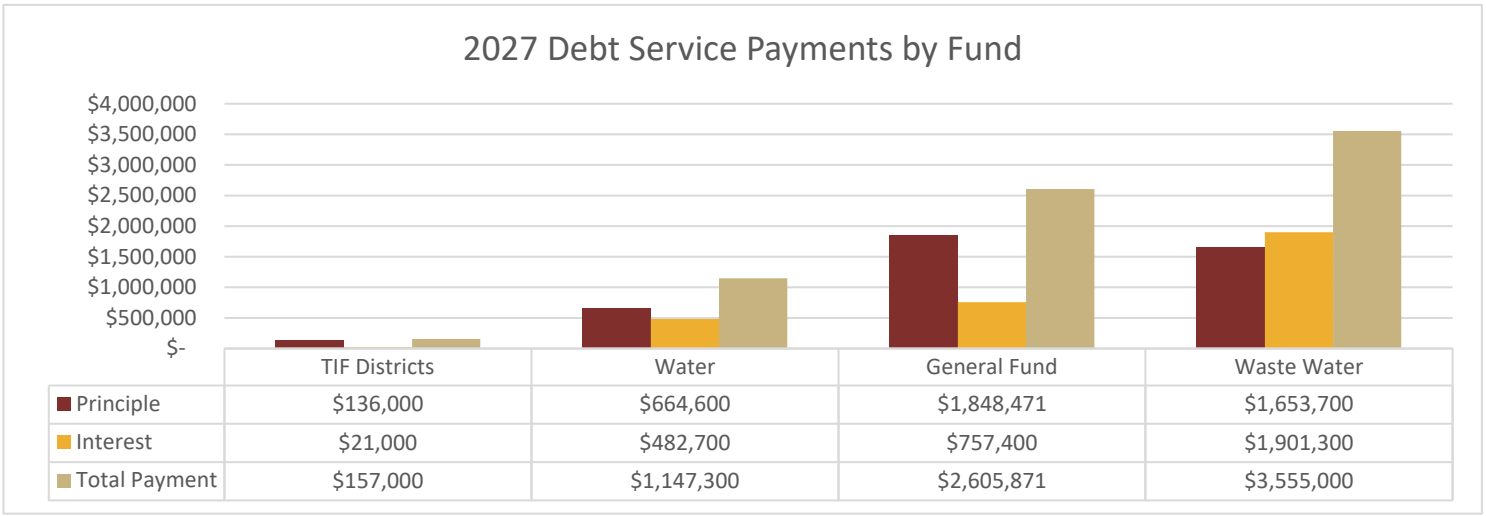

	TIF Districts	Water	General Fund	Waste Water
Principle	$136,000	$664,600	$1,848,471	$1,653,700
Interest	$21,000	$482,700	$757,400	$1,901,300
Total Payment	$157,000	$1,147,300	$2,605,871	$3,555,000



	General Fund	Water	Waste Water	TIF Districts
Debt Payment	$2,605,871	$1,147,300	$3,555,000	$157,000
2027 Revenue	$27,829,525	$8,591,891	$8,213,461	$157,000
% Revenue	9%	13%	43%	100%

Debt listing

ISSUE	RATE	PROJECT	ORIGINAL ISSUE	REMAINING INDEBTEDNES	Prinicipal	Interest	Total Debt Service Payment
General Fund							
2017	2.950%	Indoor Pool, Cert of Participation	$ 2,250,000	$ 505,209	$ 256,300	$ 5,700	**$ 262,000**
2019	2.15%-3%	2012 Community Proj	$ 8,805,000	$ 4,895,000	$ 755,000	$ 95,300	**$ 850,300**
2019	1.8%-4%	Near Lake Property	$ 4,065,000	$ 3,100,000	$ 201,171	$ 92,400	**$ 293,571**
2027	3.250%	Lake Mitchell Imp. Project SRF	$16,815,900	$ 16,815,900	$ 636,000	$ 564,000	**$ 1,200,000**
		Total General Fund	**$31,935,900**	**$ 25,316,109**	**$1,848,471**	**$ 757,400**	**$ 2,605,871**
Tax Inc. Dist Funds							
2010	5.500%	Pepsi/WisPak-TID#14	$ 499,281	$ 99,318	$ 63,000	$ 7,000	**$ 70,000**
2013	6.000%	Antach Corp/MHA-TID #19	$ 300,000	$ 73,037	$ 30,000	$ 5,000	**$ 35,000**
2013	5.000%	Morris Equipment-TID #20	$ 200,000	$ 86,073	$ 18,000	$ 7,000	**$ 25,000**
2015	4.750%	Hohn Enterprises-TID #21	$ 320,000	$ 191,197	$ 25,000	$ 2,000	**$ 27,000**
		Total Tax Inc. Dist Funds	**$ 1,319,281**	**$ 449,625**	**$ 136,000**	**$ 21,000**	**$ 157,000**
Water Fund							
2009	3.000%	Water Tower-SRF (surcharge issue)	$ 1,662,801	$ 630,072	$ 95,900	$ 15,100	**$ 111,000**
2019	1.250%	Sanborn-Phase II & III-SRF(DW-03)	$ 982,311	$ 825,210	$ 45,200	$ 17,200	**$ 62,400**
2019	2.250%	East Central Drainage-SRF(DW-04)	$ 690,000	$ 552,981	$ 31,500	$ 11,500	**$ 43,000**
2023	1.875%	West Water Tower-SRF (surch)(DW-05)	$ 1,175,000	$ 1,054,816	$ 28,900	$ 19,100	**$ 48,000**
2023	1.875%	Ground Storage Tank-SRF (surch)(DW-06)	$16,000,000	$ 16,000,000	$ 377,300	$ 267,300	**$ 644,600**
2024	1.875%	Water System Improvements-SRF(surch)(DW-07)	$ 2,840,000	$ 2,840,000	$ 72,600	$ 51,500	**$ 124,100**
2025	3.250%	East 5th-Burr to Foster-SRF (surch)(DW-08)	$ 1,325,000	$ 1,325,000	$ 13,200	$ 101,000	**$ 114,200**
		Total Water Fund	**$24,675,112**	**$ 23,228,079**	**$ 664,600**	**$ 482,700**	**$ 1,147,300**
Waste Water Fund							
2009	2.000%	Foster Street Lift Station-SRF	$ 1,534,224	$ 463,701	$ 86,400	$ 7,000	**$ 93,400**
2009	2.000%	Gabions NPS-SRF	$ 148,523	$ 49,772	$ 8,500	$ 800	**$ 9,300**
2013	3.000%	Norway Avenue Lift Station-SRF	$ 543,447	$ 277,932	$ 29,100	$ 7,200	**$ 36,300**
2019	1.250%	Sanborn-Phase II & III-SRF(surch)(CW-05)	$ 7,391,417	$ 6,106,105	$ 395,600	$ 77,800	**$ 473,400**
2019	1.250%	Sanborn-Phase II & III-SRF(NPS)(surch)(CW-05)	$ 723,978	$ 650,189			**$ -**
2019	1.250%	East Central Drainage-SRF (surch)(CW-06)	$ 3,572,349	$ 2,844,469	$ 186,300	$ 36,700	**$ 223,000**
2019	1.250%	East Central Drainage-SRF(NPS) (surch)(CW-06)	$ 356,000	$ 343,367			**$ -**
2021	1.250%	East Central Drainage II-SRF (surch)(CW-07)	$ 1,000,000	$ 899,553	$ 49,500	$ 11,400	**$ 60,900**
2021	1.250%	East Central Drainage II-SRF(NPS) (surch)(CW-07)	$ 74,225	$ 72,586			**$ -**
2021	1.375%	Dailey Drive Lift Station-SRF (surch)(CW-08)	$ 1,500,000	$ 1,408,513	$ 47,100	$ 20,700	**$ 67,800**
2021	1.375%	Dailey Drive Lift Station-SRF(NPS) (surch)(CW-08)	$ 163,000	$ 160,797			**$ -**
2022	1.375%	WWTP Improvements-SRF (surch)(CW-09)	$15,942,528	$ 15,566,550	$ 453,500	$ 209,200	**$ 662,700**
2022	1.375%	WWTP Improvements-SRF(NPS) (surch)(CW-09)	$ 1,733,374	$ 1,729,791			**$ -**
2022	2.125%	Livesay Lane-SRF (surch)(CW-12)	$ 1,040,000	$ 995,774	$ 26,600	$ 20,400	**$ 47,000**
2024	2.125%	WWTP Improvements-Phase II-SRF(surch)(CW-10)	$12,899,436	$ 12,899,436	$ 232,700	$ 828,800	**$ 1,061,500**
2024	2.125%	WW System Improvements-SRF (surch)(CW-11)	$ 4,760,000	$ 4,731,541	$ 117,900	$ 97,200	**$ 215,100**
2025	3.750%	South WWTP Improvements-SRF(surch)(CW-13)	$ 5,000,000	$ 5,000,000		$ 391,200	**$ 391,200**
2025	3.500%	East 5th-Burr to Foster-SRF (surch)(CW-15)	$ 2,350,000	$ 2,350,000	$ 20,500	$ 192,900	**$ 213,400**
		Total Sewer Fund	**$60,732,501**	**$ 56,550,076**	**$1,653,700**	**$1,901,300**	**$ 3,555,000**

Employee Changes

Wages & Benefits

- Total Combined: $22,729,501. This is divided between wages ($16,424,790), SSI/Retirement ($2,254,796), and Group Insurance ($4,049,884).
- The City has settled negotiations with all three unions and has included a 3.5% increase for wages in the 2027 proposed budget, which reflects the July 2026 Midwest CPI-U.
- The 2027 proposed budget includes eligibility for a 2% performance-based step increase for all employees not at the top of their pay range.
- Health Insurance premiums were not increased in 2027 due to current rates being sufficient to cover utilization.

Staffing Levels

The requested budget includes adding a new full time economic development position which would increase the full time Equivalent (FTE) to 187 in 2027. The city continues to evaluate positions as they are open to look for more efficient ways of operations. This has resulted in combination of some positions, elimination of positions, and outsourcing of duties. These changes have resulted in the city having more efficient operations. Details on the staffing level changes in the past 10 years are listed below.

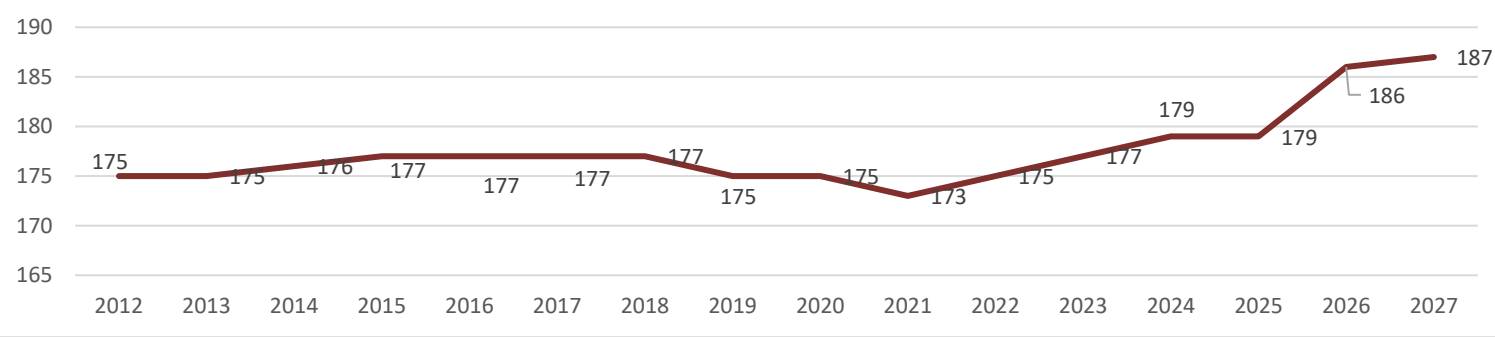

- 2012: **Up 1 FTE** to **175 FTEs**. Deleted Park Secretary (-1), added Park Maintenance (1), and added Water Distribution (1)
- 2013: No change **175 FTEs**
- 2014**: Up 1 FTE** to **176 FTEs**. Added Palace Transit (1), added E-911, added City Administrator (1), deleted water distribution (-2)
- 2015: **Up 1 FTE** to **177 FTEs**. Added E911 (1)
- 2016: No change **177 FTEs**. Deleted Water (1), moved City Attorney from part time to full time (1)
- 2017: No changes **177 FTEs**
- 2018: No changes **177 FTEs**
- 2019: **Down 2 FTEs** to **175 FTEs.** Deleted Water Superintendent (-1), deleted RSVP Coordinator (-1), deleted GIS Supervisor (-1), added Engineer (1)
- 2020: No Change **175 FTEs**. Delete Palace Transit Driver (-1), Added Parks & Recreation Personal Trainer (1)
- 2021: **Down 2 FTE** to **173 FTEs**. Delete Public Safety Director (-1), Delete EMS billing specialist (-1)
- 2022: **Up 2 FTEs** to **175 FTEs.** Delete Golf & Cemetery Director (-1), Added Golf Specialist (1), Add Utility Operator (1), Add Administrative Coordinator- Special Events (1)
- 2023: **Up 2 FTEs** to **177 FTEs**. Add Firefighters (2)
- 2024: **Up 2 FTEs** to **179 FTEs**. Add Police Officers (2)
- 2025: No change **179 FTEs.**
- 2026: **Up 7 FTE** to **186 FTEs**. Added 6 new firefighter positions and 1 truck driver/maintenance position to be split between Airport, Street, and Traffic departments. (7)
- 2027: **Up 1 FTE** to **187 FTE**s. Added Economic Development coordinator position.

Major Projects, Equipment & Improvements
2027 Proposed Budget Overview

This is the initial presentation to the City Council. This is considered a working document.

The City Council will be making changes to the proposed budget throughout the budget review process.

8/28/2026

Contents

Overview 3

Major Projects (over $300,000) 4

Categories of Capital Projects 4

Facility Improvements: 5

Equipment: 6

Engineering, Professional Services, & Studies 7

Alternative Funding Sources For Capital Projects *(in addition to operational revenue)* 7

6th Avenue- Juanita to Sanborn $4,126,500 9

1st Avenue- Burr to Foster $4,049,000 9

Overlay Projects- $569,000 10

Parking Lot Improvements- $60,700 11

Splash Pad $1,000,000 11

Street Shop Addition $600,000 12

Z-Wall at Landfill $525,000 12

Capital Items Not Included in the Proposed Budget: 13

Overview

The 2027 proposed budget includes $18,157,460 in capital improvement projects. Of those projects, $10,614,663 are in enterprise fund budgets, $2,167,893 are in special revenue fund budgets, and $5,374,904 are in the general fund budget. **It should be noted that special revenue fund capital projects required general fund support in order to complete the projects listed below.** Those funds requiring general fund support for Capital Projects in 2027 include: Community Services, Corn Palace, and Park & Recreation. In addition, the Corn Palace Fund, which is an enterprise fund, also received General Fund support.

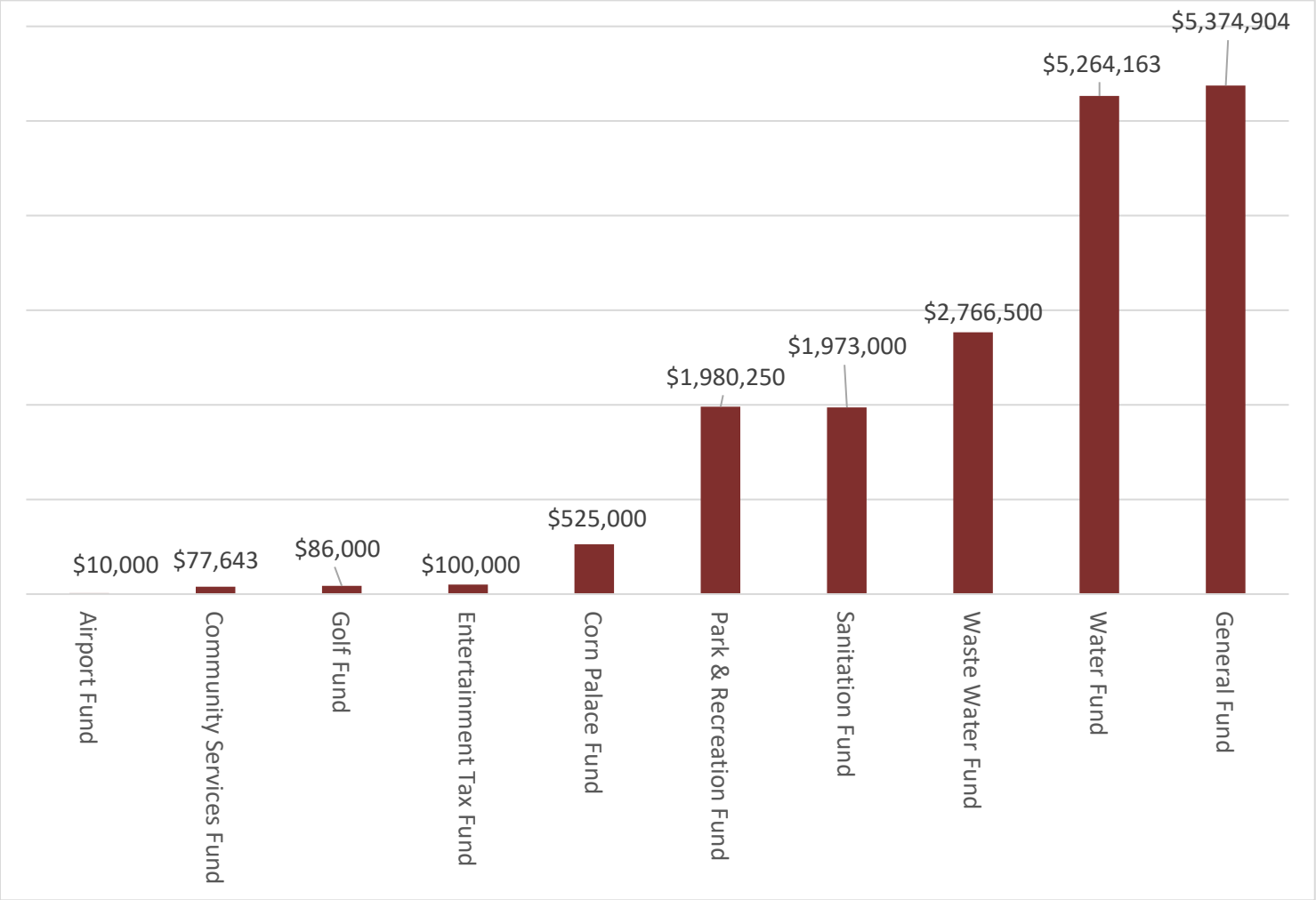

Enterprise Fund Budgets: Corn Palace Fund, Golf Fund, Sanitation Fund, Waste Water Fund, Water Fund

Special Revenue Fund Budgets: Airport Fund, Community Services Fund, Entertainment Tax Fund, Lake Fund, Park & Recreation Fund

Of Note:

- The City has several major utility projects currently budgeted in 2026. Many of those projects will not be completed in 2026, and will continue into 2027.
- General Fund supported $7.3 million of the proposed capital improvements.

Major Projects (over $300,000)



Categories of Capital Projects

Capital Projects can be broken into one of three categories: infrastructure, equipment, or facility improvements.



Infrastructure:

Infrastructure projects include new construction, replacing aging infrastructure, and upgrading some existing infrastructure.

Lions Point Park Parking Lot	$ 20,000
Hazardous Sidewalk Repair	$ 25,000
Flight Center Parking Lot at Airport	$ 40,000
Overlay - E. Hackberry- Landon to Burr	$ 56,000
Chip Seal Aggregate	$ 60,000
Valve Replacements- Contracted	$ 75,000
Valve Replacements- City	$ 75,000
Overlay- Pebble Beach R.- Thunderbird to Ohlman	$ 82,000
Overlay- N.Marshall St 1st to 5th	$ 97,000
Repaint Sanborn- Epoxy	$ 100,000
Manhole Rehabilitation	$ 100,000
Overlay - Kippes Cove	$ 154,500
Overlay- S. Rowley Norway to Havens	$ 180,000
CIPP	$ 200,000
Gravel-Base	$ 300,000
Chip Seal Asphalt	$ 350,000
Sidewalk Construction	$ 430,000
Zwall at Landfill	$ 525,000
Development Fund	$ 600,000
1st Avenue- Burr to Foster (Storm Sewer)	$ 634,000
6th Ave- Juanita to Sanborn (Storm Sewer)	$ 925,000
6th Ave - Juanita to Sanborn (Waste Water)	$ 1,051,500
1st Ave. - Burr to Foster (Waste Water)	$ 1,415,000
1st Ave. - Burr to Foster (Water)	$ 2,000,000
6th Ave. - Juanita to Sanborn (Water)	$ 2,150,000

Facility Improvements:

Facility Improvements (over $5,000) are listed below .

Bunker #7 Renovation	$ 8,000
Landscaping for Monroe Park	$ 8,500
Drain Area by #15 Tee Box	$ 10,000
Monroe Park Sidewalk & Retaining Wall	$ 12,000
Refurbish play features at outdoor pool	$ 15,000
Replace two furnaces for N. Rink Locker Rooms	$ 16,000
Door Replacement- GBR gym	$ 17,500
Dryvet on JVCC Exterior	$ 20,000
Tuckpoint Cadwell Dugouts & replace sidewalk	$ 20,000
ADA trail to Shelter at Camp Arroya	$ 20,000
Shelter at Jetty	$ 25,000
Heaters for outdoor bathrooms	$ 25,000

Surfacing Caulking- refurbish, outdoor pool	$ 28,500
Club House HVAC Replacement	$ 30,000
Trees	$ 30,000
Railing on Concrete Ramp at Jetty	$ 32,500
Replace 2 HVAC	$ 37,500
Cart Path Repairs	$ 38,000
Remodel Restroom at Dry Run Creek Park	$ 40,000
Replace Backstop and Dugouts on Field A- Fencing Only	$ 50,000
Zetron Fire Alerting System Station	$ 87,000
Landscaping Improvements & Streetscapes	$ 100,000
Corn Palace Murals	$ 150,000
Remodel Drake Restroom	$ 150,000
3rd Payment for future landfill expansion	$ 348,000
Gym Floor & Subfloor Replacement	$ 375,000
Addition to Street Shop for Equipment Repair	$ 600,000
Additional Funds for 2nd Station	$ 750,000
Splash Pad at Hitchcock Park	$ 1,000,000

Equipment:

Major equipment requests are listed below (over $5,000).

iPad & Cradle Points for Trucks	$ 3,000
Radar Unit	$ 3,289
Autonomous Mower	$ 4,300
Ladder 1 saws	$ 5,180
Scanner for Laser Fische	$ 5,200
4 spin Bikes	$ 6,000
Sports Scheduling Software	$ 6,200
Dumpsters	$ 7,100
Cradle Points	$ 7,172
New Trimble Tablet	$ 8,200
Graphic Sign Plotter	$ 9,000
Mower	$ 10,000
Walk Behind Reel-type Mower for Cadwell Infield	$ 10,000
Pictometery	$ 12,000
Concrete Saw	$ 13,000
Motors, pumps pool pit	$ 14,000
Axon Taser Contract	$ 14,370
2 Nusteps	$ 15,000
5 Speed Boards	$ 16,600
Tilt Bed Trailer	$ 20,000
Weight Room Replacement Equipment	$ 20,000
Water Walk Pads	$ 20,000

Outdoor trash cans for	$ 20,400
16+2 front load passenger bus	$ 24,000
Gravel-Base	$ 25,000
Rental Skates and Skate Aids (replacement)	$ 25,050
22+2 Passenger Bus	$ 26,471
Accutab dry chlorine system w/new control unit	$ 28,000
Replace 17 AED, 1 New AED	$ 29,615
Rubber Crack Sealer	$ 35,000
Protective Equipment	$ 41,500
Pick Up	$ 48,000
Books	$ 50,000
replace sand in filters, indoor pool	$ 54,000
Vehicle- for Chief	$ 55,000
Valve Exerciser	$ 60,000
Water Heaters (replacement)	$ 67,000
TGB Base Station	$ 70,000
Ford Explorer- Patrol	$ 73,000
Salt/Sand	$ 75,000
FFE Fire Station	$ 100,000
3rd Fire Engine Payment	$ 107,775
"new engine tools"	$ 150,000
Olympia Ice Groomer	$ 160,000
Compactor	$ 1,100,000

Engineering, Professional Services, & Studies

12th & Main Signal Design	$ 60,000	General
~~National Guard Road Design~~	~~$ 80,000~~	~~General~~
9th- from Lawler to Davison & 11th - from Lawler to Langdon	$ 250,000	Water
12th - from Minnesota to Lawler	$ 175,000	Sewer
AE2S Continuing Modeling Support	$ 10,000	Water

Alternative Funding Sources For Capital Projects *(in addition to operational revenue)*

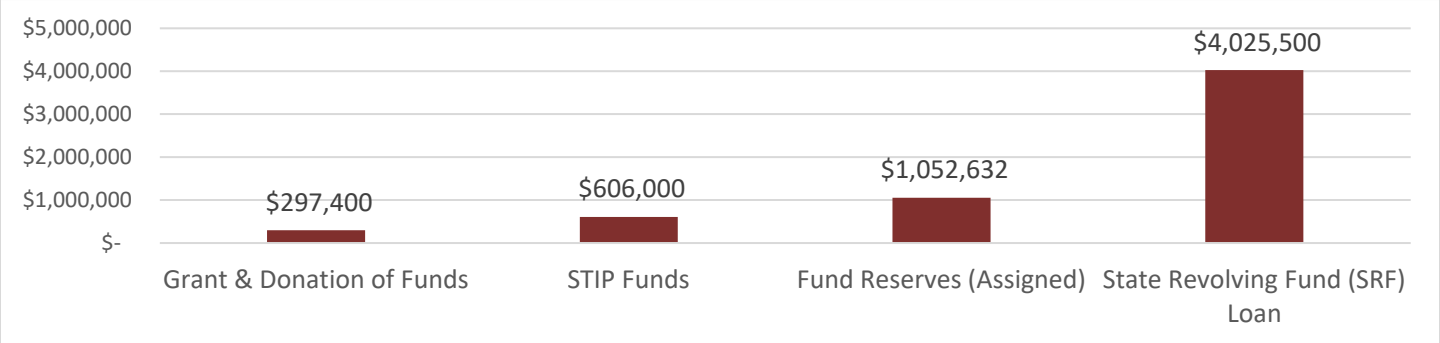

Projects Utilizing STIP Funds

- $606,000 towards the annual Street Overlay Maintenance Program in 2027.

Projects Utilizing Restricted Reserves

- $377,632 from “future capital projects” in general fund designated reserves towards the splash park.
- $375,000 from “Corn Palace Facilities” in Entertainment Tax designated reserves towards the replacement of the arena floor & subfloor in the Corn Palace.
- $300,000 from “Assessment Projects” in General Fund designated reserves for sidewalk assessment projects.

State Revolving Fund (SRF) Loan Financing:

- $925,000 for the 6th Ave- Juanita to Sanborn Storm Drainage Improvement Project
- $634,000 for the 1st Avenue- Burr to Foster Storm Drainage Improvement Project
- $1,415,000 for the 1st Avenue- Burr to Foster Waste Water Improvement Project
- $1,051,500 for the 6th Ave- Juanita to Sanborn Waste Water Improvement Project.

Projects Receiving Grant or Donation Support

- $2,400 grant for the purchase of Speed Boards.
- $15,000 donation towards the Jetty Shelter
- $250,000 donation towards the Splash Pad
- $30,000 grant for the purchase of trees.

6th Avenue- Juanita to Sanborn $4,126,500

General Fund - Storm Water Improvements- $925,000 (SRF surcharge required for repayment)
Water Fund – Water Utility Replacements- $2,150,000
Waste Water Fund- Sewer Utility Replacements $1,061,000 (SRF surcharge required for repayment)
Total Surcharge (and corresponding rate increase) required: $1.73/user/month on sewer charges.

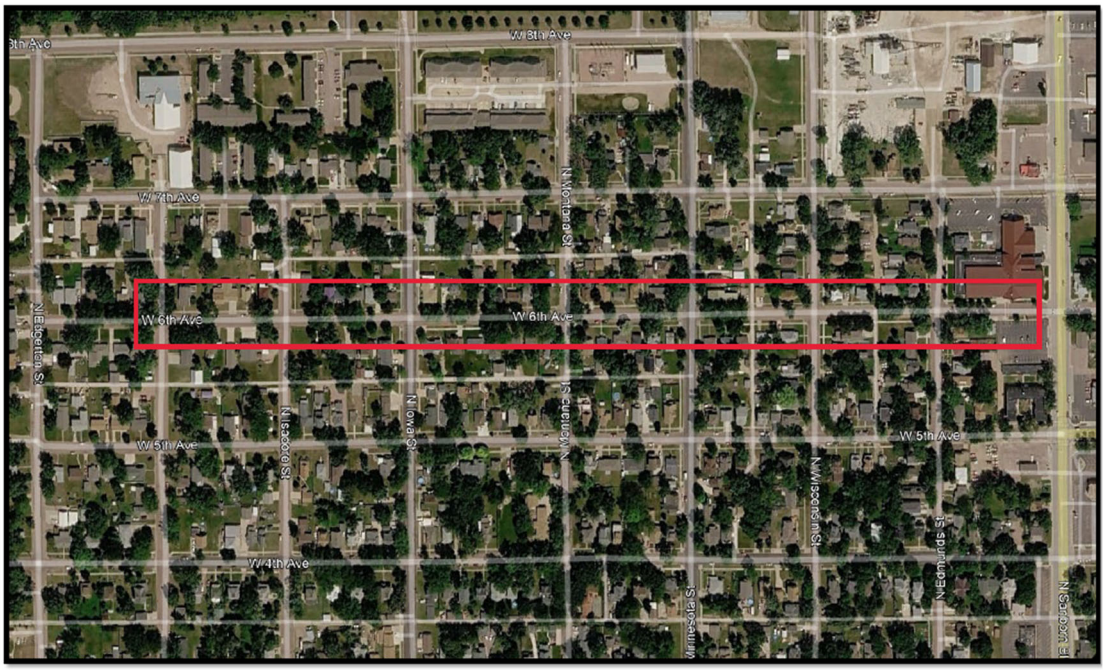

1st Avenue- Burr to Foster $4,049,000

General Fund - Storm Water Improvements- $634,000 (SRF surcharge required for repayment)
Water Fund – Water Utility Replacements- $2,000,000
Waste Water Fund- Sewer Utility Replacements $1,415,000 (SRF surcharge required for repayment)
Total Surcharge (and corresponding rate increase) required: $1.79/user/month on sewer charges.

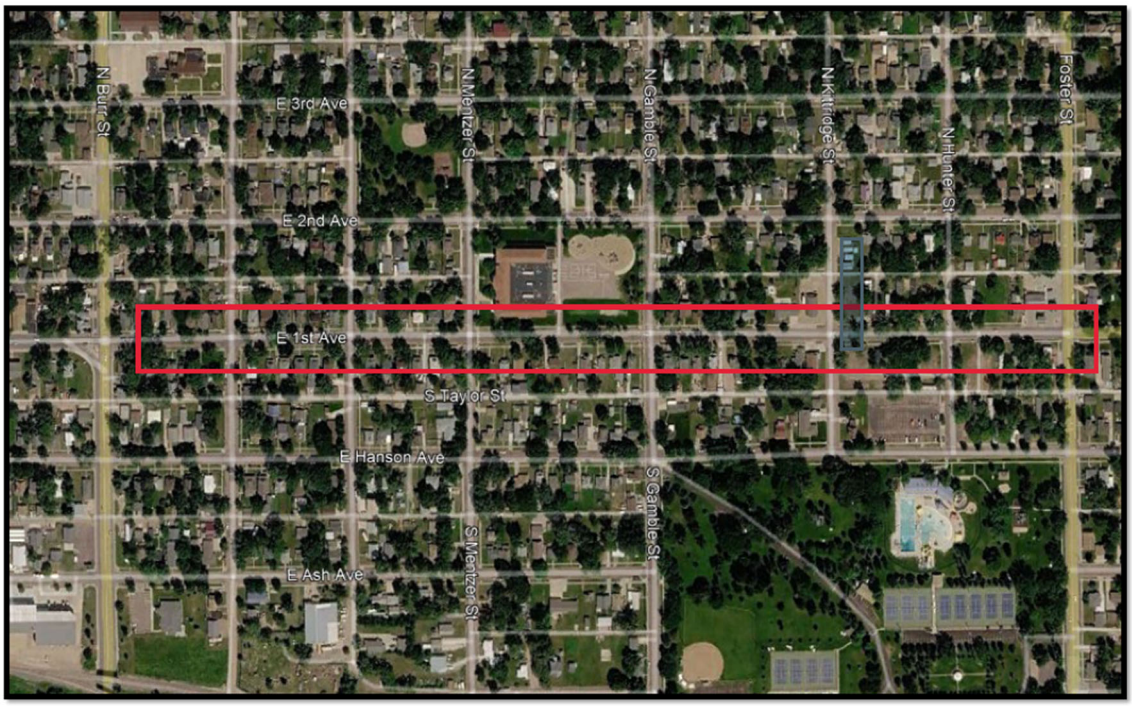

Overlay Projects- $569,000

E. Hackberry- Landon to Burr ($56,000)
Pebble Beach Road –Thunderbird to Ohlman ($82,000)
N. Marshall- 1st to 5th ($97,000)
Kippes Cove ($154,500)
S. Rowley- Norway to Havens ($180,000)

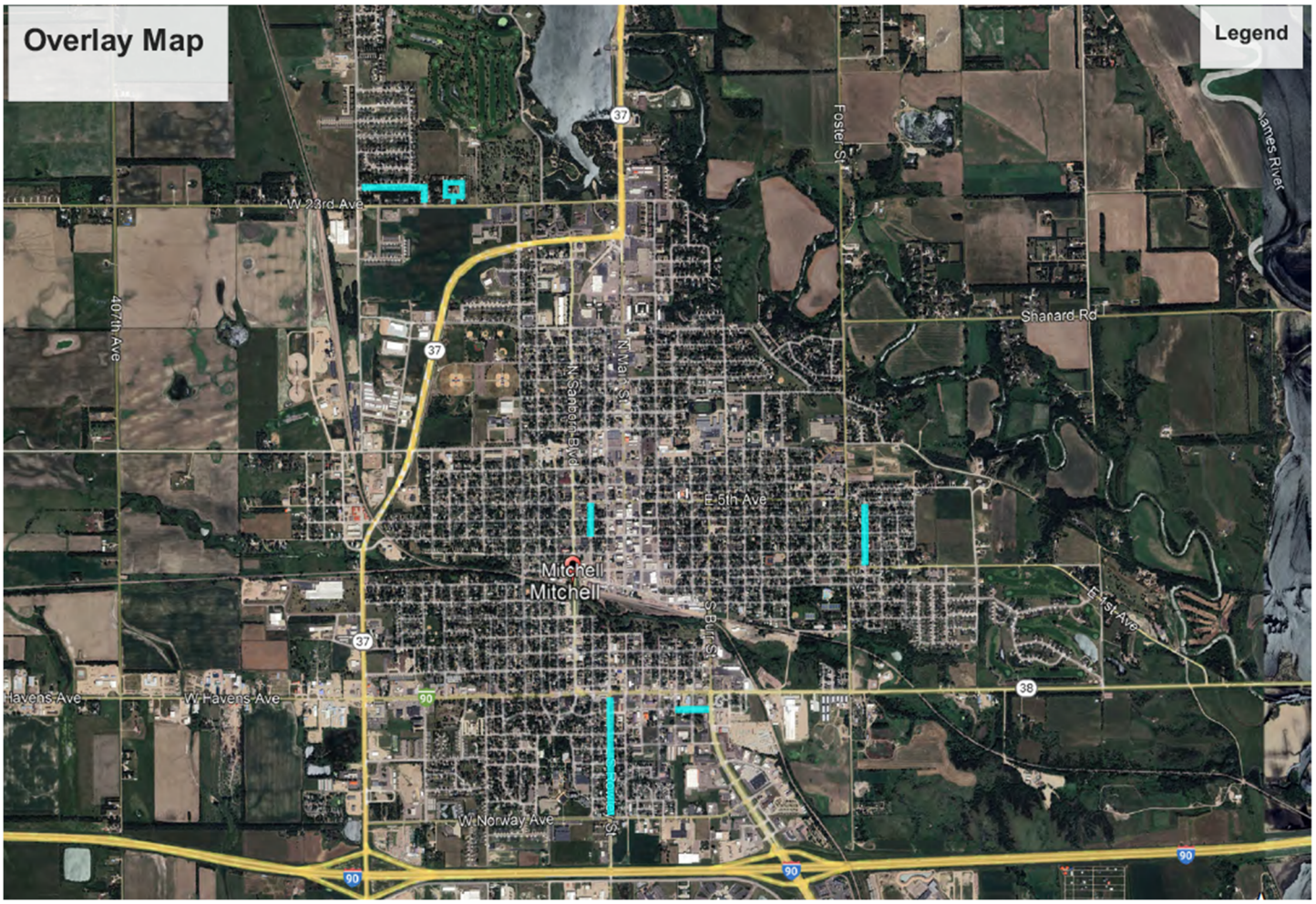

Parking Lot Improvements- $60,700

Lion's Point Parking Lot $20,700
Airport Flight Center Parking Lot $40,000



Splash Pad $1,000,000

Proposed Funding:
General Fund- Future Capital Projects Reserves- $377,632
Donation- $250,000
2027 Entertainment Tax Collections- $346,118
2027 General Fund Revenue- $26,250



Street Shop Addition $600,000

General Fund $277,675
Sanitation Fund $186,182
Water Fund $186,163



Z-Wall at Landfill $525,000

Location:

Examples







Capital Items Not Included in the Proposed Budget:

Type	Project	Description	Fund	Department	Division	Amount
Equipment		outfront mower	Campground	Park & Rec	Campground	$ 40,000
Equipment		Bleacher Replacements	Corn Palace	Corn Palace	Corn Palace	$ 325,000
Facility		HVAC improvements	Corn Palace	Corn Palace	Corn Palace	$ 3,459,360
Facility		Farm Facts- Phase 2	Corn Palace	Corn Palace	Corn Palace	$ 10,000
Facility		S. Side Aluminum Door	Corn Palace	Corn Palace	Corn Palace	$ 63,000
Facility Improvement		Gym Floor Replacement- either this or with the subfloor for 375,000	Corn Palace	Corn Palace	Corn Palace	$ 185,000
Facility		New Stall Dividers Mens & Womens	Corn Palace	Corn Palace	Corn Palace	$ 47,943
Facility		S. Side Steel Door Replacements	Corn Palace	Corn Palace	Corn Palace	$ 56,300
Facility		Replace Freight Elevator in City Hall	General	Admin	Municipal Buildings	$ 500,000
Facility		Replace flooring in City Hall	General	Admin	Municipal Buildings	$ 40,000
Facility		repaint & repair walls in City Hall	General	Admin	Municipal Buildings	$ 10,000
Equipment		Vehicle- for Assistant Chief	General	Fire/EMS	Fire	$ 60,000
Equipment		Fitness Equipment	General	Fire/EMS	Fire	$ 8,000
Facility		Bathroom Remodel- Station 1	General	Fire/EMS	Fire	$ 50,000
Facility		LED Lights in Fire Bay	General	Fire/EMS	Fire	$ 13,100
Facility		Window & Door Replacements	General	Fire/EMS	Fire	$ 15,000
Equipment		Outfront Mower	General	Park & Rec	Cemetery	$ 27,700
Facility		Cemetery Expansion	General	Park & Rec	Cemetery	$ 500,000
Equipment		Ford Explorer- Investigations	General	Police	Police	$ 73,000
Equipment		Workout Equipment	General	Police	Police	$ 8,000
Facility		Window Replacements- Public	General	Police	Police	$ 15,000
Facility		Flooring Replacement in Briefing	General	Police	Police	$ 15,000
Facility		Replace Wall Pack Lights on	General	Police	Police	$ 5,000
Equipment		Pick up	General	Public Works	Public Works Admin	$ 48,000
Equipment		Dump Truck	General	Public Works	Street	$ 310,000
Infrastructure	Parking Lot/Alley	Camp Arroya Parking Lot- $21,850	General	Public Works	Street & Sidewalk	$ 21,850
Infrastructure	Parking Lot/Alley	Kippes Cove Parking Lot- $26,450	General	Public Works	Street & Sidewalk	$ 26,450
Equipment		Crosswalk RRFB for 1st & Mentzer	General	Public Works	Traffic	$ 28,000
Equipment		Graco Walk Behind Unit- Paint	General	Public Works	Traffic	$ 24,000
Facility Improvement		Improvements to Building at Water Treatment for Traffic	General	Public Works	Traffic	$ 500,000
Equipment		Out Front 72" mower	Park	Park & Rec	Parks	$ 40,000

Type	Project	Description	Fund	Department	Division	Amount
Equipment		Out Front 72" mower	Park	Park & Rec	Parks	$ 40,000
Equipment		Zero Turn Mower	Park	Park & Rec	Parks	$ 16,000
Facility		Roadway Lighting at Hitchcock Park	Park	Park & Rec	Parks	$ 240,000
Facility		A/c for Camp Arroya	Park	Park & Rec	Parks	$ 22,000
Facility		Replace 4 tennis courts	Park	Park & Rec	Parks	$ 1,138,000
Facility		parking lot at Parks Shop	Park	Park & Rec	Parks	$ 85,000
Equipment		Curling Equipment	Park	Park & Rec	Recreation &	$ 15,000
Equipment		Digital Sign	Park	Park & Rec	Recreation Center	$ 80,000
Facility		New flooring in Locker rooms, adult	Park	Park & Rec	Recreation Center	$ 16,000
Facility		new Flooring- youth play area	Park	Park & Rec	Recreation Center	$ 15,000
Facility		Youth Play Area Paint	Park	Park & Rec	Recreation Center	$ 9,000
Equipment		Batters Eye- Drake replacement	Park	Park & Rec	Sports Complex	$ 54,000
Equipment		Sunshade over Drake Playground	Park	Park & Rec	Sports Complex	$ 35,500
Equipment		Permanent Steel Tables and seating	Park	Park & Rec	Sports Complex	$ 10,000
Equipment		3/4 Ton Truck (#4)- used low miles	Park	Park & Rec	Sports Complex	$ 48,000
Equipment		Snow plow for pick up	Park	Park & Rec	Sports Complex	$ 12,000
Equipment		Tractor/loader/toolcat w	Park	Park & Rec	Sports Complex	$ 96,000
Equipment		Toro Sprayer/Spreader (#11)	Park	Park & Rec	Sports Complex	$ 24,000
Equipment		Snowplow attachment for current	Park	Park & Rec	Sports Complex	$ 6,500
Equipment		Floor Scrubber- #14	Park	Park & Rec	Sports Complex	$ 26,000
Equipment		Toro Workman- #15	Park	Park & Rec	Sports Complex	$ 43,500
Equipment		Fertilizer Spreader- #23	Park	Park & Rec	Sports Complex	$ 10,500
Equipment		Drag- #17	Park	Park & Rec	Sports Complex	$ 36,000
Equipment		Cart- #18	Park	Park & Rec	Sports Complex	$ 12,000
Facility		LED lights on 8 softball fields (#26)	Park	Park & Rec	Sports Complex	$ 1,400,000
Facility		Replace Chain Link Fence- Drake	Park	Park & Rec	Sports Complex	$ 13,365
Facility		Softball, football bike path	Park	Park & Rec	Sports Complex	$ 44,000
Facility		LED Lights on A, B, and C (#26)	Park	Park & Rec	Sports Complex	$ 495,000
Facility		LED lights on Drake (#26)	Park	Park & Rec	Sports Complex	$ 395,000
Facility		Replace Cadwell Outfield Fence	Park	Park & Rec	Sports Complex	$ 225,000
Facility		Countertop Soccer Concessions	Park	Park & Rec	Sports Complex	$ 10,500
Facility		New Soccer Fence (#8)	Park	Park & Rec	Sports Complex	$ 3,500
					Total General Fund Amount that would be needed:	$ 11,161,068

2027 Budget Work Session Proposed Schedule

This is the initial presentation to City Council. The Council will be making changes to this requested budget throughout the budget review process.

-

Budget Work Session Proposed Schedule:

September 14th at 5:30 PM
September 21st at 5:30 PM (prior to the Council Meeting at 6:00 PM)
September 28th at 5:30 PM
October 5 at 5:30 PM (prior to the Council Meeting at 6:00 PM).
October 13th at 5:30 PM.
October 26th at 5:30 PM- Last Chance Meeting prior to the November Hearings

*Other dates may be scheduled as needed. Dates listed may be cancelled if no longer needed.

The Annual Budget Hearings are scheduled for:
November 3: First Reading
November 17: Second Reading & Adoption

City of Mitchell SOUTH DAKOTA

Sales Tax Collections- Statewide Comparisons

- This chart reflects reported sales, not when the City receives payment from the State of SD.
- The City of Mitchell has below the average increase in municipal tax of other 1st class municipalities in every moth except February.
- Additionally, several categories of sales tax are lower YTD (July) from 2025 reported sales.

State of SD Dept. of Rev- Municipal Tax Due for Returns Filed in 2026 Month vs 2025 Month (Includes City General Tax & Gross Receipts Tax).								
City	**Jan.**	**Feb.**	**March**	**April**	**May**	**June**	**July**	**Avg %**
Aberdeen	34.50%	4.37%	10.37%	4.35%	2.95%	9.26%	21.53%	12.48%
Brookings	8.82%	2.17%	-13.02%	0.99%	-2.02%	0.14%	15.05%	1.73%
Huron	23.63%	-5.98%	6.55%	7.77%	21.57%	3.55%	-10.88%	6.60%
Mitchell	-1.66%	**2.15%**	3.10%	4.07%	4.75%	-3.20%	0.80%	1.43%
Pierre	-0.11%	0.42%	-0.32%	12.97%	0.53%	-7.93%	0.63%	0.88%
Rapid City	20.78%	4.77%	13.00%	7.63%	7.59%	4.41%	6.64%	9.26%
Sioux Falls	4.27%	1.81%	10.30%	17.73%	9.89%	7.28%	12.46%	9.11%
Spearfish	3.84%	0.37%	4.32%	9.45%	-4.90%	1.59%	3.80%	2.64%
Watertown	6.03%	5.46%	3.50%	9.86%	1.19%	1.20%	1.62%	4.12%
Yankton	16.19%	-23.73%	12.12%	14.35%	50.03%	3.49%	11.23%	11.95%
Average	**11.63%**	**-0.82%**	**4.99%**	**8.92%**	**9.16%**	**1.98%**	**6.29%**	**6.02%**
Avg Excl. SF & RC	**11.41%**	**-1.85%**	**3.33%**	**7.98%**	**9.26%**	**1.01%**	**5.47%**	**5.23%**
Minimum	-1.66%	-23.73%	-13.02%	0.99%	-4.90%	-7.93%	-10.88%	0.88%
Median	7.43%	1.98%	5.44%	8.61%	3.85%	2.54%	5.22%	5.36%
Maximum	34.50%	5.46%	13.00%	17.73%	50.03%	9.26%	21.53%	12.48%

2026 FY	**Jan**	**Feb**	**March**	**April**	**May**	**June**	**YTD**	**July**	**YTD**	**% Change**
Ag Foerstery & Fishing	$ 14,842.96	$ 17,378.27	$ 11,650.39	$ 5,389.08	$ 17,942.89	$ 17,430.80	$ 84,634.39	$ 19,133.93	$ 188,402.71	12%
Construction	$ 31,674.48	$ 18,210.39	$ 29,466.85	$ 21,238.66	$ 14,818.25	$ 624.30	$ 116,032.93	$ 31,397.20	$ 263,463.06	-28%
Manufacturing	$ 80,170.83	$ 49,013.69	$ 29,493.40	$ 67,178.57	$ 38,427.49	$ 14,589.88	$ 278,873.86	$ 93,899.92	$ 651,647.64	-2%
Transportation, Communications, Electric, Gas & Sanitary Services	$ 96,294.61	$ 103,064.12	$ 101,239.02	$ 92,959.15	$ 79,133.91	$ 31,290.70	$ 503,981.51	$ 87,985.60	$ 1,095,948.62	-6%
Wholesale Trade	$ 95,965.26	$ 67,137.17	$ 73,067.93	$ 86,713.36	$ 93,254.10	$ 78,031.99	$ 494,169.81	$ 92,756.33	$ 1,081,095.95	-4%
Retail trade	$ 968,645.90	$ 813,714.50	$ 741,460.29	$ 847,579.96	$ 831,089.30	$ 940,001.37	$ 5,142,491.32	$ 1,062,601.59	$ 11,347,584.23	0%
Finance Insurance & Real Estate	$ 13,103.09	$ 15,976.13	$ 14,536.58	$ 10,982.98	$ 48,295.63	$ 23,766.73	$ 126,661.14	$ 19,459.82	$ 272,782.10	55%
Services (includes hotels)	$ 232,595.19	$ 184,974.09	$ 202,432.50	$ 272,139.93	$ 234,694.94	$ 212,871.56	$ 1,339,708.21	$ 277,148.32	$ 2,956,564.74	8%
Total	**$ 1,533,292.32**	$ 1,269,468.36	$ 1,203,346.96	$ 1,404,181.69	$ 1,357,656.51	**$ 1,318,607.33**	**$ 8,086,553.17**	**$1,684,382.71**	**$ 17,857,489.05**	**0.4%**

Sales Tax Collections vs. Budget

1st & 2nd Penny Sales Tax														
Year	Budget % Change	Actual % Change	Budget Amount	Total Collections	Difference	1Q	1Q %	2Q	2Q%	3Q	3Q%	4Q	4Q%
2015	0.0%	2.8%	$ 10,750,000	$ 11,120,694	$ 370,694	$ 2,492,614	22.4%	$ 2,222,064	20%	$ 3,085,898	28%	$ 3,320,118	30%
2016	4.0%	-1.6%	$ 11,180,000	$ 10,943,600	$ (236,400)	$ 2,242,998	20.5%	$ 2,378,030	22%	$ 3,281,904	30%	$ 3,040,668	28%
2017	0.0%	0.0%	$ 11,180,000	$ 10,945,889	$ (234,111)	$ 2,337,214	21.4%	$ 2,345,800	21%	$ 3,438,911	31%	$ 2,823,964	26%
2018	-2.1%	4.6%	$ 10,943,600	$ 11,449,682	$ 506,082	$ 2,672,336	23.3%	$ 2,260,035	20%	$ 3,587,610	31%	$ 2,929,702	26%
2019	0.9%	-1.4%	$ 11,043,600	$ 11,290,646	$ 247,046	$ 2,591,689	23.0%	$ 2,216,828	20%	$ 3,458,382	31%	$ 3,023,747	27%
2020	-2.6%	-0.5%	$ 10,756,666	$ 11,231,537	$ 474,871	$ 2,565,429	22.8%	$ 2,108,282	19%	$ 3,560,399	32%	$ 2,997,427	27%
2021	4.0%	10.2%	$ 11,186,666	$ 12,375,451	$ 1,188,785	$ 2,529,542	20%	$ 2,511,038	20%	$ 4,053,529	33%	$ 3,281,341	27%
2022	2.2%	9.5%	$ 11,431,538	$ 13,551,624	$ 2,120,086	$ 2,969,781	22%	$ 3,243,894	24%	$ 3,694,041	27%	$ 3,643,907	27%
2023	3.2%	7.0%	$ 11,800,000	$ 14,500,123	$ 2,700,123	$ 3,186,505	22%	$ 3,419,033	24%	$ 3,988,258	28%	$ 3,906,327	27%
2024	11.3%	5.64%	$ 13,130,370	$ 15,317,289	$ 2,186,919	$ 3,511,956	23%	$ 3,051,957	20%	$ 4,585,372	30%	$ 4,168,005	27%
2025	2.3%	2.80%	**$ 13,432,990**	$ 15,746,428	$ 2,313,438	$ 3,673,101	23%	$ 2,781,289	18%	$ 4,840,448	31%	$ 4,451,590	28%
2026	**14.2%**		**$ 15,341,990**	**$ 10,553,917**	**$ (4,788,073)**	$ -		$ -		$ -		$ -	
YTD vs FY budget - Full budget Year				$ (4,788,073)									

69%	% Budget
75%	% Year

Budgeted Change from 2025 collections		-3%
current YTD Change from 2026		2.4%
2025 collections *current YTD change %	$	377,914
Total Estimated with current YTD % change	$	16,124,342
2026 Estimated Collections vs 2026 Budget	**$**	**782,352**

Quarterly Collection Comparisons				
Comparison	1st Q	2nd Q	3rd Q	4th Q
15 yr avg	22%	21.2%	29%	28%
10 yr avg	22%	20.7%	30%	27%
5 yr avg	22%	21.1%	30%	27%
2025	23%	17.7%	31%	28%

City of Mitchell SOUTH DAKOTA

- 2026 budget is $400,000 below 2025 collections.
- Currently, 2026 collections are 2.4% above 2025 collections.
- The proposed 2027 Budget is $15,745,428 which is the 2025 collection level.

Entertainment Tax Collections vs. Budget

Year	Budget % Change	Actual % Change	Budget	Total Collected	Difference	1Q	1Q%	2Q	2Q%	3Q	3Q%	4Q	4Q%
2015	0.0%	6.2%	$ 722,000.00	$ 770,673.56	$ 48,673.56	$ 154,511.20	20.0%	$ 146,311.33	19%	$ 253,959.91	33%	$ 215,891.12	28%
2016	3.9%	2.9%	$ 750,000	$ 793,240	$ 43,240	$ 145,552	18.3%	$ 157,656	20%	$ 250,026	32%	$ 240,006	30%
2017	-9.3%	-0.4%	$ 680,000	$ 790,108	$ 110,108	$ 145,553	18.4%	$ 169,649	21%	$ 269,220	34%	$ 203,551	26%
2018	20.6%	-0.1%	$ 820,000	$ 789,559	$ (30,441)	$ 145,554	18.4%	$ 143,388	18%	$ 278,327	35%	$ 203,784	26%
2019	-3.7%	5.6%	$ 790,000	$ 833,576	$ 43,576	$ 174,314	20.9%	$ 155,420	19%	$ 280,795	34%	$ 223,047	27%
2020	0.0%	-9.4%	$ 790,000	$ 755,429	$ (34,571)	$ 172,442	22.8%	$ 124,321	16%	$ 245,967	33%	$ 212,698	28%
2021	-17.7%	23.0%	$ 650,000	$ 929,072	$ 279,072	$ 157,977	17.0%	$ 179,765	19%	$ 345,505	37%	$ 245,825	26%
2022	16.2%	4.8%	$ 755,000	$ 974,002	$ 219,002	$ 184,256	18.9%	$ 233,237	24%	$ 300,335	31%	$ 256,174	26%
2023	11.9%	0.02%	$ 845,000	$ 974,199	$ 129,199	$ 199,200	20.4%	$ 210,465	22%	$ 305,684	31%	$ 258,850	27%
2024	10.0%	6.23%	$ 929,195	$ 1,034,855	$ 105,660	$ 207,641	20.1%	$ 194,906.04	19%	$ 337,926.29	33%	$ 294,381.86	28%
2025	4.9%	9.06%	$ 975,000	$ 1,128,618	$ 153,618	$ 238,539	21.1%	$ 200,542.97	18%	$ 379,313.66	34%	$ 310,221.89	27%
2026	**17.9%**		**$ 1,150,000**	$ 702,211	$ (447,789)	$ 242,530		$ 198,993.53		$ -		$ -	
YTD vs Fiscal Year Budget- Full Budget Year				**$ (447,789)**									

61%	% Budget
58.0%	% Year

Budgeted Change from 2025 collections		1.9%
current YTD Change from 2026		1.20%
2025 collections * current YTD change %	$	13,543
Total Estimated with current YTD % change	$	1,142,161
2026 Estimated Collections vs. 2026 Budget	**$**	**(7,839)**

Quarterly Collection Comparisons

Comparison	1st Q	2nd Q	3rd Q	4th Q
15 yr avg	19%	19.8%	32.6%	28.0%
10 yr avg	20%	19.6%	33.3%	27.2%
5 yr avg	20%	20.3%	33.1%	27.1%
2025	21%	17.8%	33.6%	27.5%

- 2026 Collections are currently 1.2% above 2025 collections
- The 2026 budget is $21,382 (1.9%) above 2025 collections.
- The proposed 2027 budget is $1,138,618 which is the 2025 collection level.
- Entertainment Tax: prepared food, alcohol, ticket sales, hotel rooms.

City of Mitchell SOUTH DAKOTA

2027 Proposed Budget

Revenue

Expenditures

Cash Balances

Capital Items

Future Meetings

City of Mitchell SOUTH DAKOTA

Proposed Revenue Budget- All Funds- $66.9M

	2027 Proposed Budget	
GENERAL	$	27,829,525
WATER	$	8,597,891
SEWER	$	8,213,461
PARK FUND	$	6,286,827
SANITATION	$	2,990,000
EMERGENCY MEDICAL SERVICE	$	2,326,891
CORN PALACE	$	2,320,408
COMMUNITY SERVICES	$	1,564,341
LAKE MITCHELL	$	1,507,571
ENTERTAINMENT TAX	$	1,128,618
E-911 EMERGENCY	$	1,063,123
TAX INCREMENT FINANCING	$	962,000
GOLF COURSE	$	714,800
NUTRITION	$	458,290
BUSINESS IMPROVEMENT DISTRICTS	$	357,000
INDOOR POOL DEBT SERVICE	$	216,500
AIRPORT	$	206,600
CAMPGROUND	$	123,500
LIBRARY FINES	$	35,000

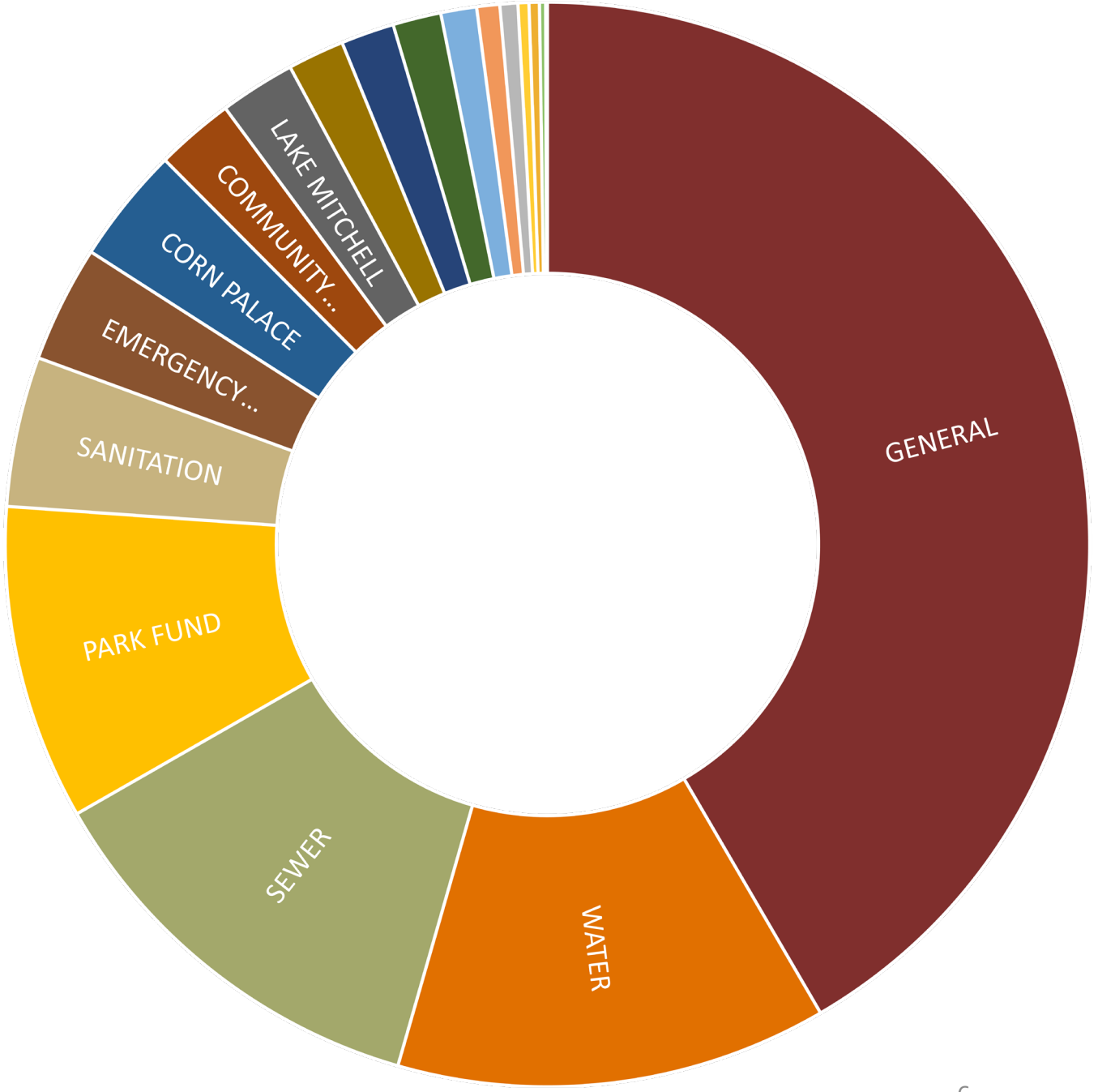

Proposed General Fund Revenue Budget
$27.8 M

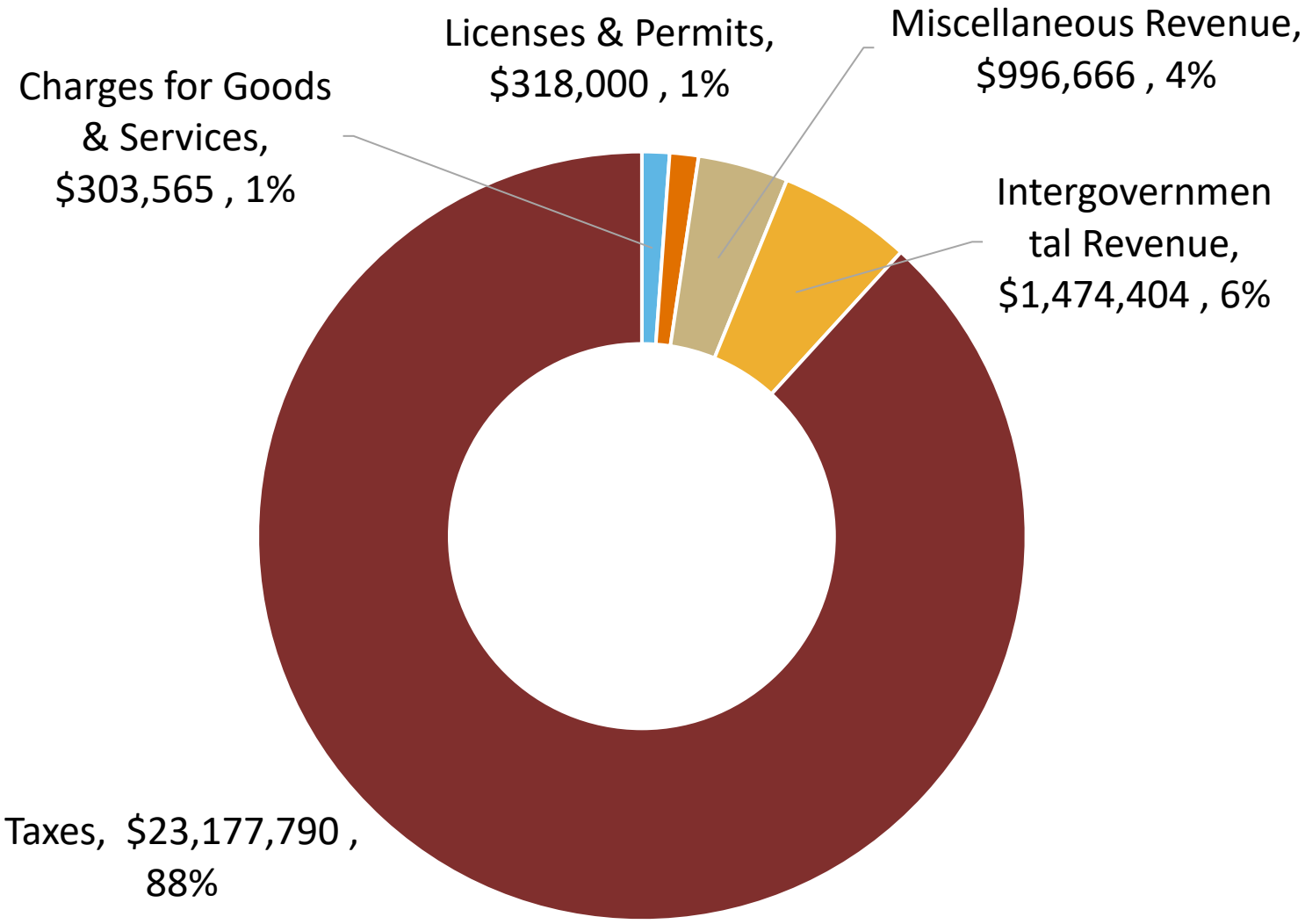

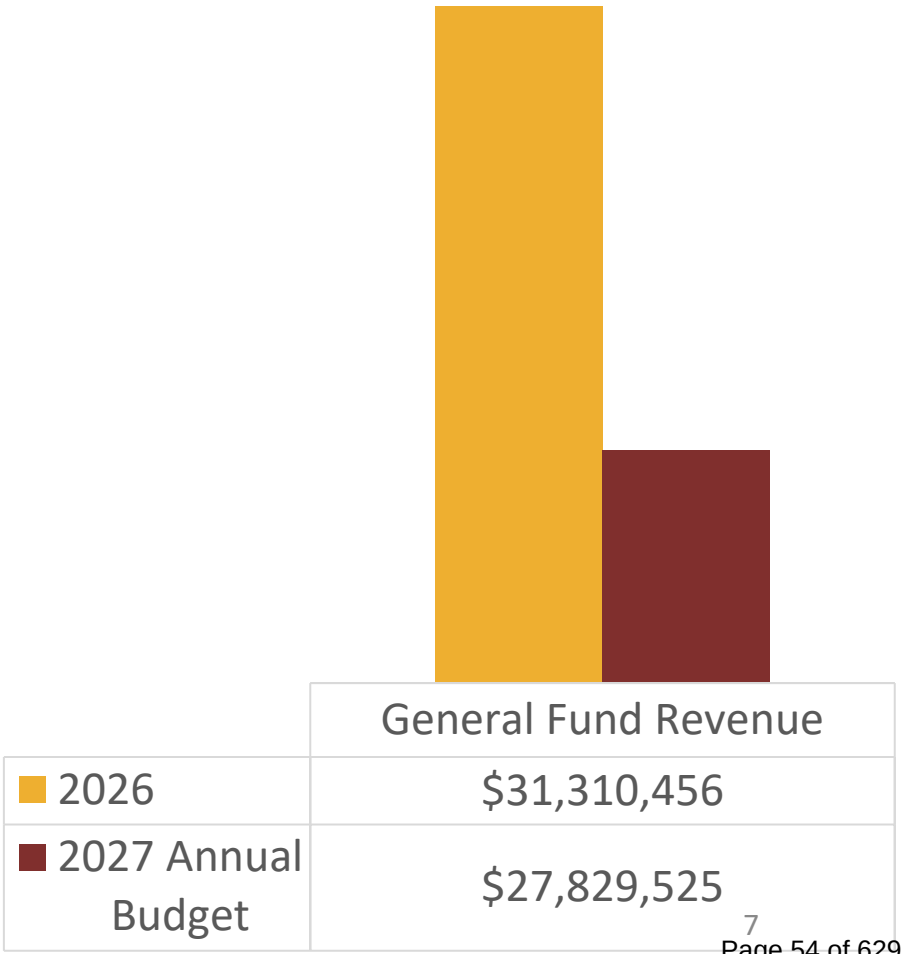

	General Fund Revenue
2026	$31,310,456
2027 Annual Budget	$27,829,525

Proposed General Fund Revenue Budget

Tax Revenue By Category

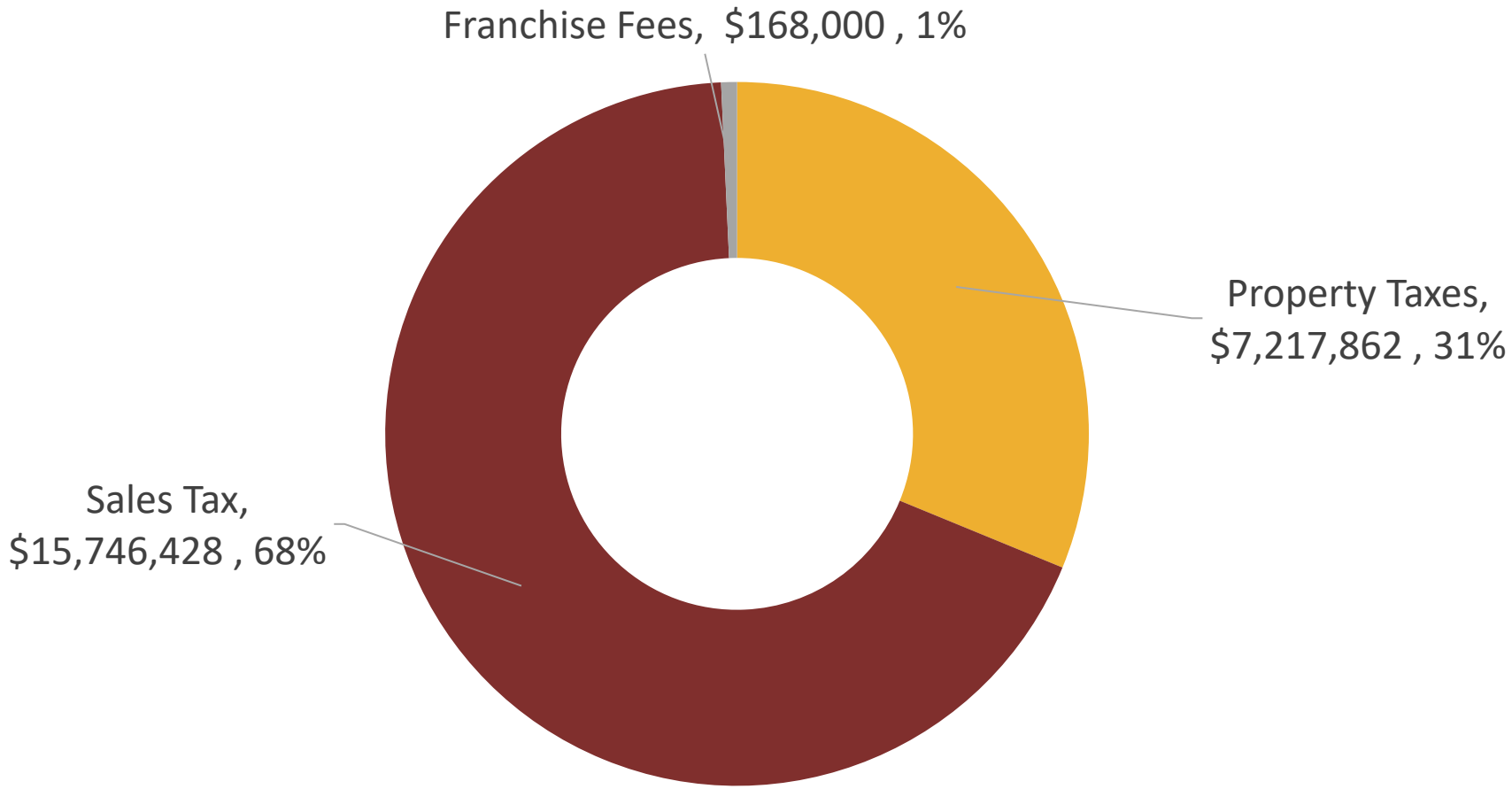

City of Mitchell SOUTH DAKOTA

Proposed Special Revenue Fund Budgets- $12.5M

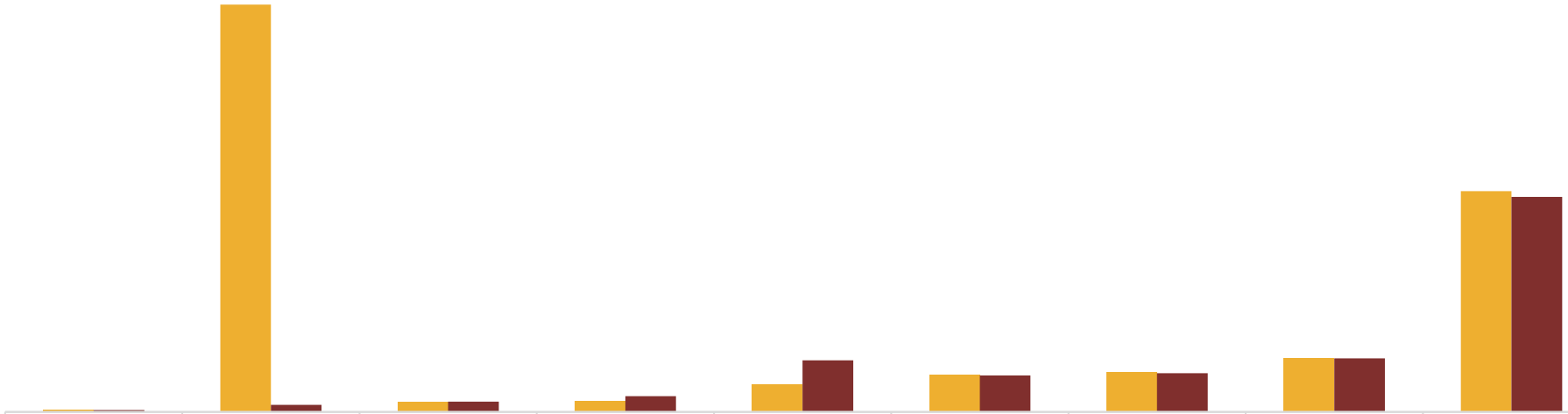

	BID 3 (Main Street)	Airport	BID 4 (Hotel)	Nutrition	Lake Mitchell	E911	Entertainment Tax	Community Services	Park
2026	$65,000	$11,887,1	$300,700	$306,673	$803,294	$1,075,60	$1,150,00	$1,574,70	$6,442,42
2027 Proposed Budget	$57,000	$206,600	$300,000	$458,290	$1,507,57	$1,063,12	$1,128,61	$1,564,34	$6,276,82

City of Mitchell SOUTH DAKOTA

Proposed Enterprise Fund Revenue Budgets
$25.2M

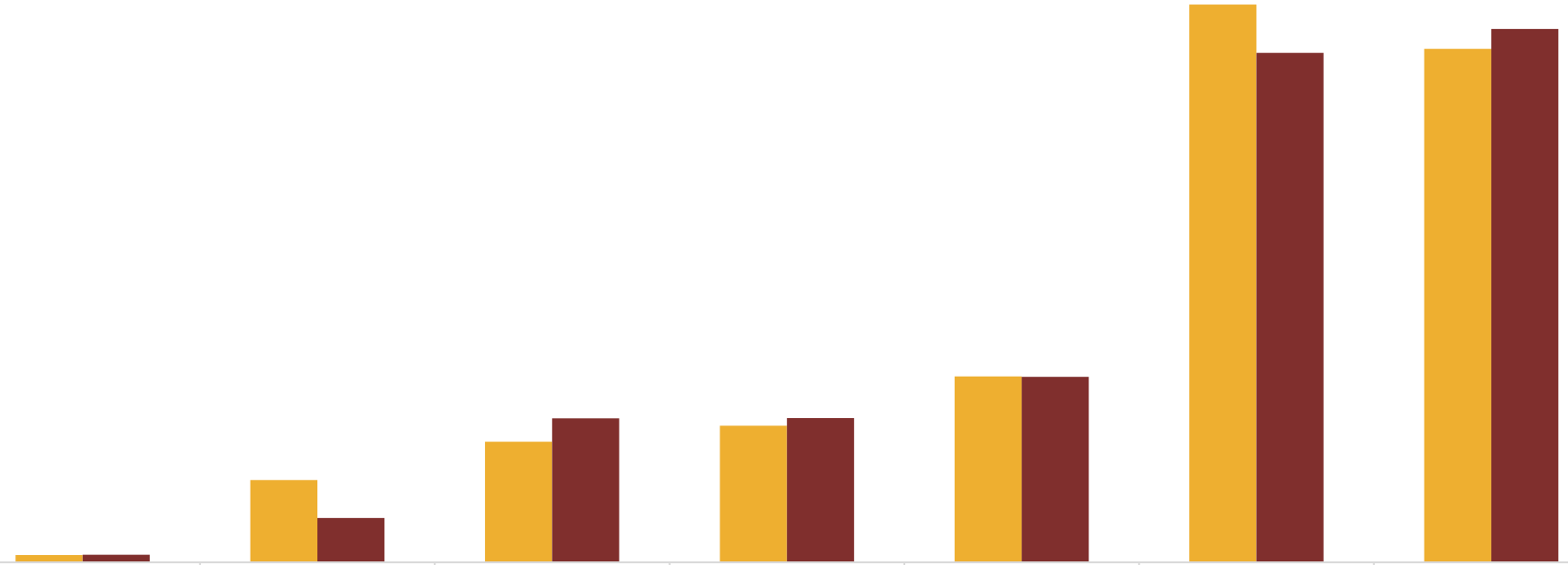

	Campground	Golf Course	Corn Palace	EMS	Sanitation	Sewer	Water
2026	$118,600	$1,327,650	$1,944,043	$2,202,714	$2,997,500	$8,989,926	$8,277,644
2027 Proposed Budget	$123,500	$714,800	$2,320,408	$2,326,891	$2,990,000	$8,213,461	$8,597,891

City of Mitchell SOUTH DAKOTA

Proposed Expenditure Budgets- $73.3M

	2027 Proposed Budget	
GENERAL	$	28,507,157
WATER	$	12,511,349
SEWER	$	8,013,917
PARK FUND	$	6,286,827
SANITATION	$	4,371,404
EMERGENCY MEDICAL SERVICE	$	2,513,125
CORN PALACE	$	2,322,078
COMMUNITY SERVICES	$	1,657,002
LAKE MITCHELL	$	1,507,571
ENTERTAINMENT TAX	$	1,503,118
E-911 EMERGENCY	$	1,187,333
TAX INCREMENT FINANCING	$	962,000
GOLF COURSE	$	699,694
NUTRITION	$	467,478
INDOOR POOL DEBT SERVICE	$	262,000
AIRPORT	$	225,646
BUSINESS IMPROVEMENT DISTRICTS	$	207,000
CAMPGROUND	$	88,314
LIBRARY FINES	$	35,000

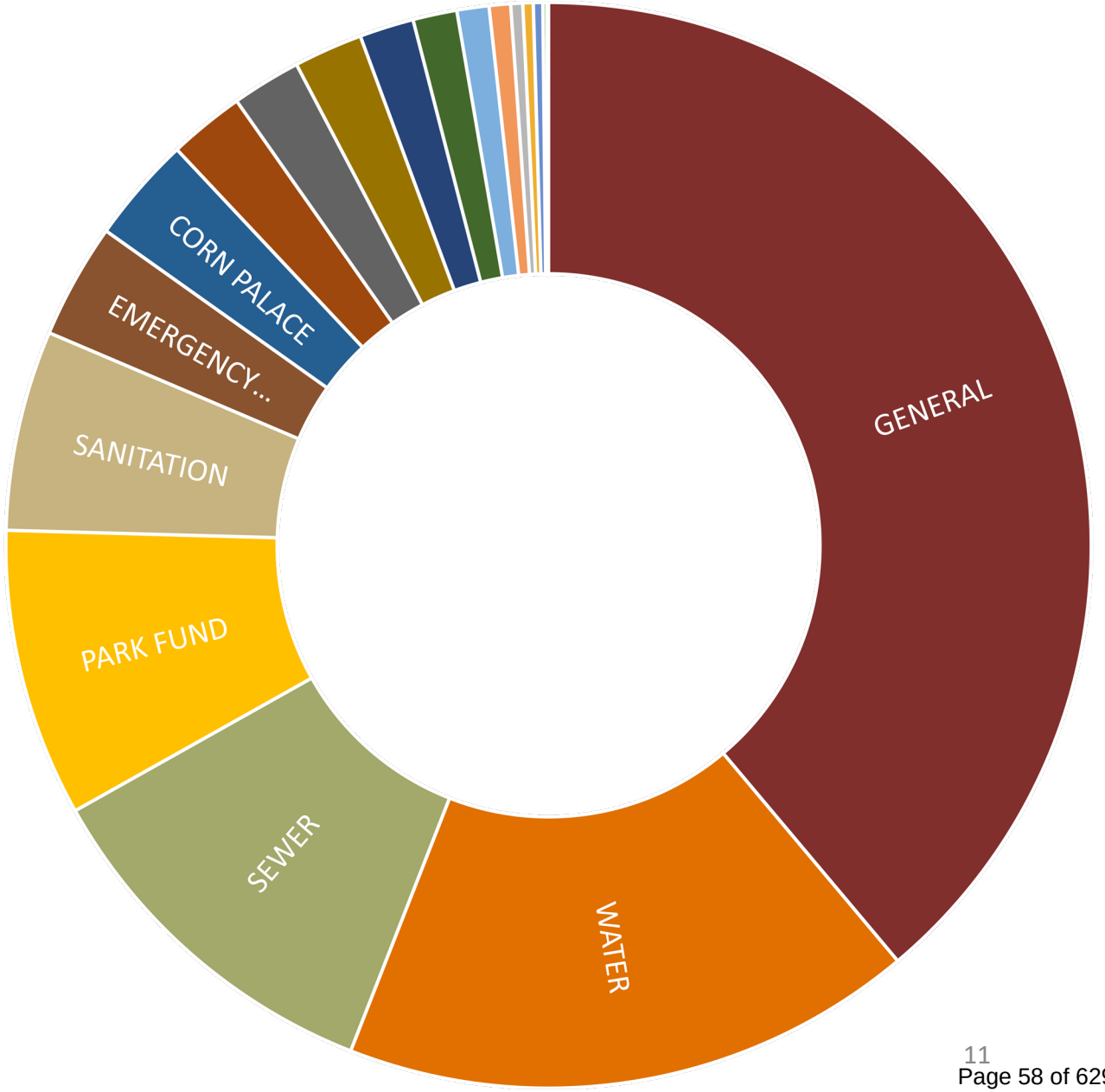

Proposed General Fund Expenditure Budgets- $28.5M

General Government	**$ 2,948,175**		**Public Works**	**$ 7,790,432**
Finance Office	$ 702,170		Storm Drainage	$ 1,578,000
Information Technology	$ 490,337		Streets & Sidewalks	$ 1,946,700
Insurance & Bonds	$ 377,000		Street Department	$ 2,142,120
Human Resources	$ 321,113		Public Works Administratior	$ 1,164,061
City Administrator	$ 264,102		Traffic	$ 881,551
Municipal Buildings	$ 259,521		Snow Removal	$ 78,000
City Attorney	$ 269,305			
City Council	$ 143,725		**Other**	**$ 9,035,229**
Mayor's Office	$ 51,174		Transfers Out	$ 7,028,041
Administrative Boards	$ 47,728		Debt	$ 850,300
Elections	$ 22,000		Contingency	$ 811,728
			Subsidies	$ 245,160
Law Enforcement	**$ 4,326,399**		Internal Economic Dev.	$ 100,000
Police	$ 4,306,949			
Animal Control	$ 19,450		**Cemetery**	**$ 342,525**
Fire	**$ 3,275,205**		**Library**	**$ 848,443**

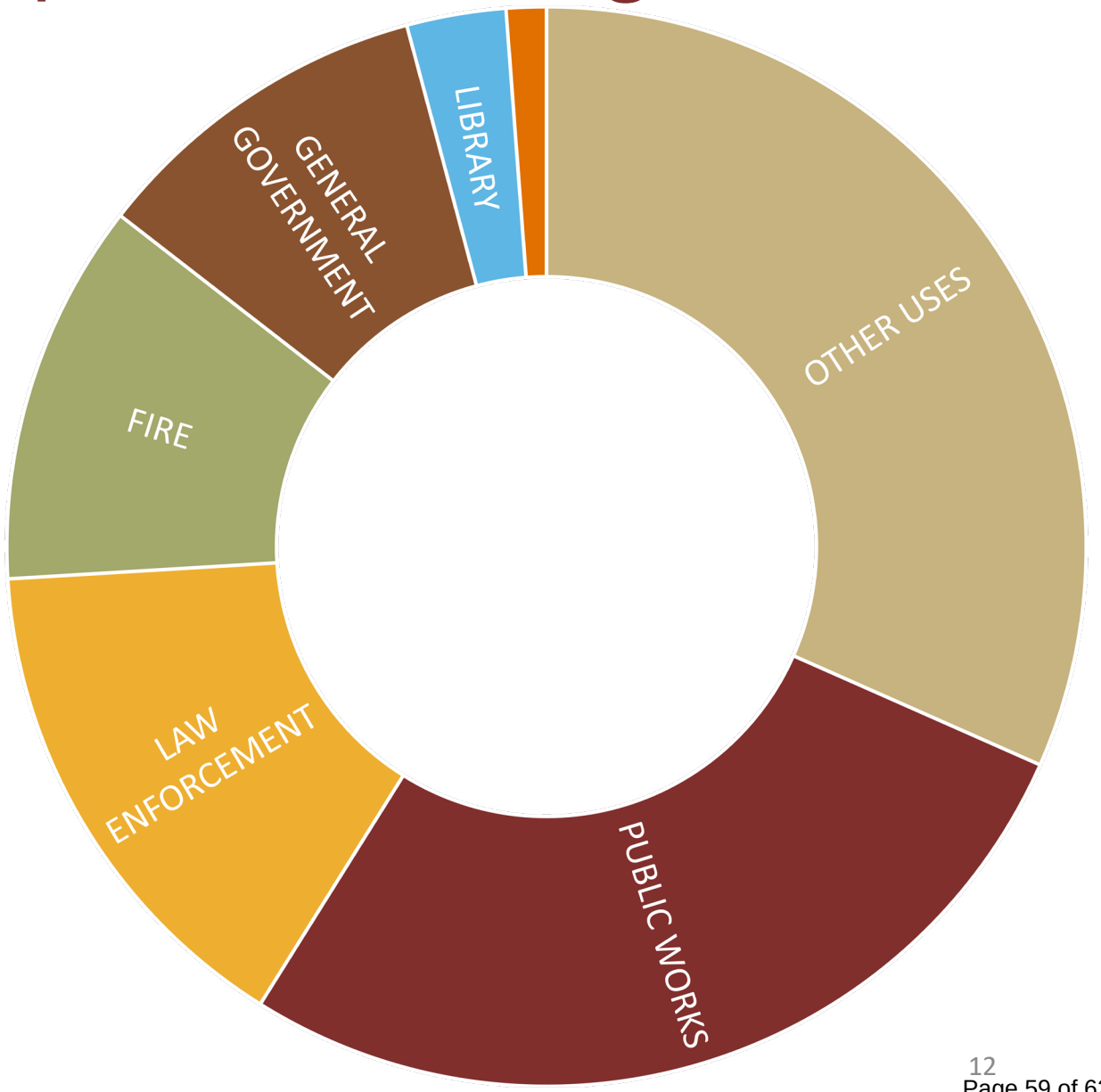

General Government$2.9 M
10% of General Fund Budget

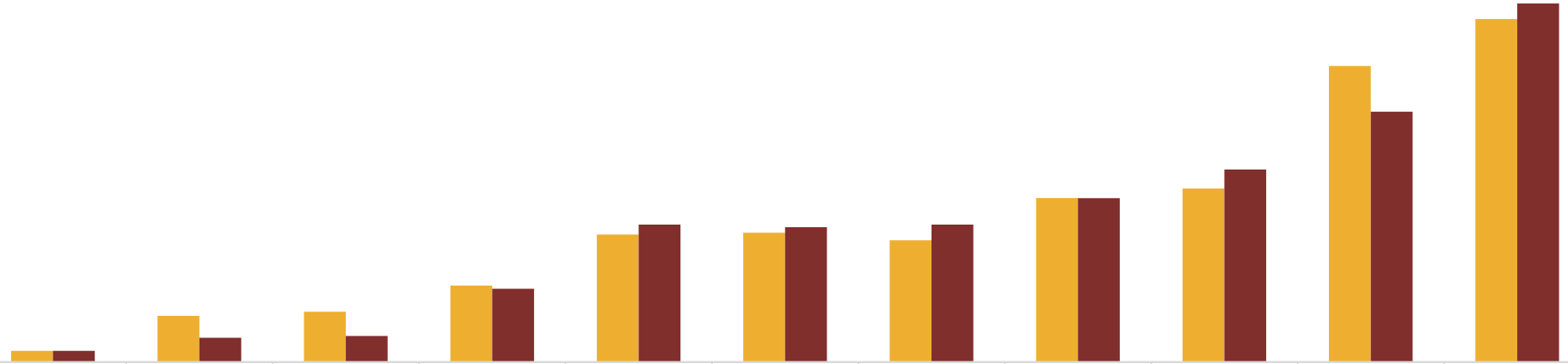

	Election	Administrative Boards	Mayor's Office	City Council	Municipal Buildings	City Administrator	Attorney's Office	Human Resources	Insurance & Bonds	Information Technology	Finance
2026 Budget	$22,000	$90,403	$98,531	$149,82	$249,91	$253,47	$238,56	$321,26	$340,00	$579,80	$671,70
2027 Proposed Budget	$22,000	$47,728	$51,174	$143,72	$269,30	$264,10	$269,30	$321,11	$377,00	$490,33	$702,17

City of Mitchell SOUTH DAKOTA

Cemetery 1% of General Fund Budget
Library 3% of General Fund Budget



	Cemetery
2026 Budget	$468,819
2027 Proposed Budget	$342,525

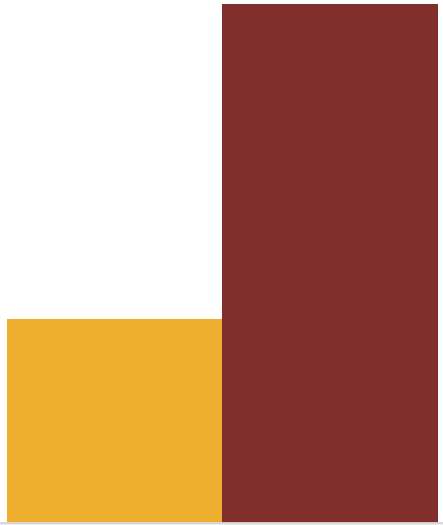

	Library
2025 Budget	$812,939
2026 Proposed	$848,443

City of Mitchell SOUTH DAKOTA

Law Enforcement $4.3M
15% of General Fund Budget



	Animal Control	Police Department
2026 Budget	$21,000	$4,398,845
2027 Proposed	$19,450	$4,306,949

Fire $3.2M
11% of General Fund Budget











	FIRE
2026 Budget	$4,672,747
2027 Proposed Budget	$3,275,205

Public Works $7.8 M
27% of General Fund Budget

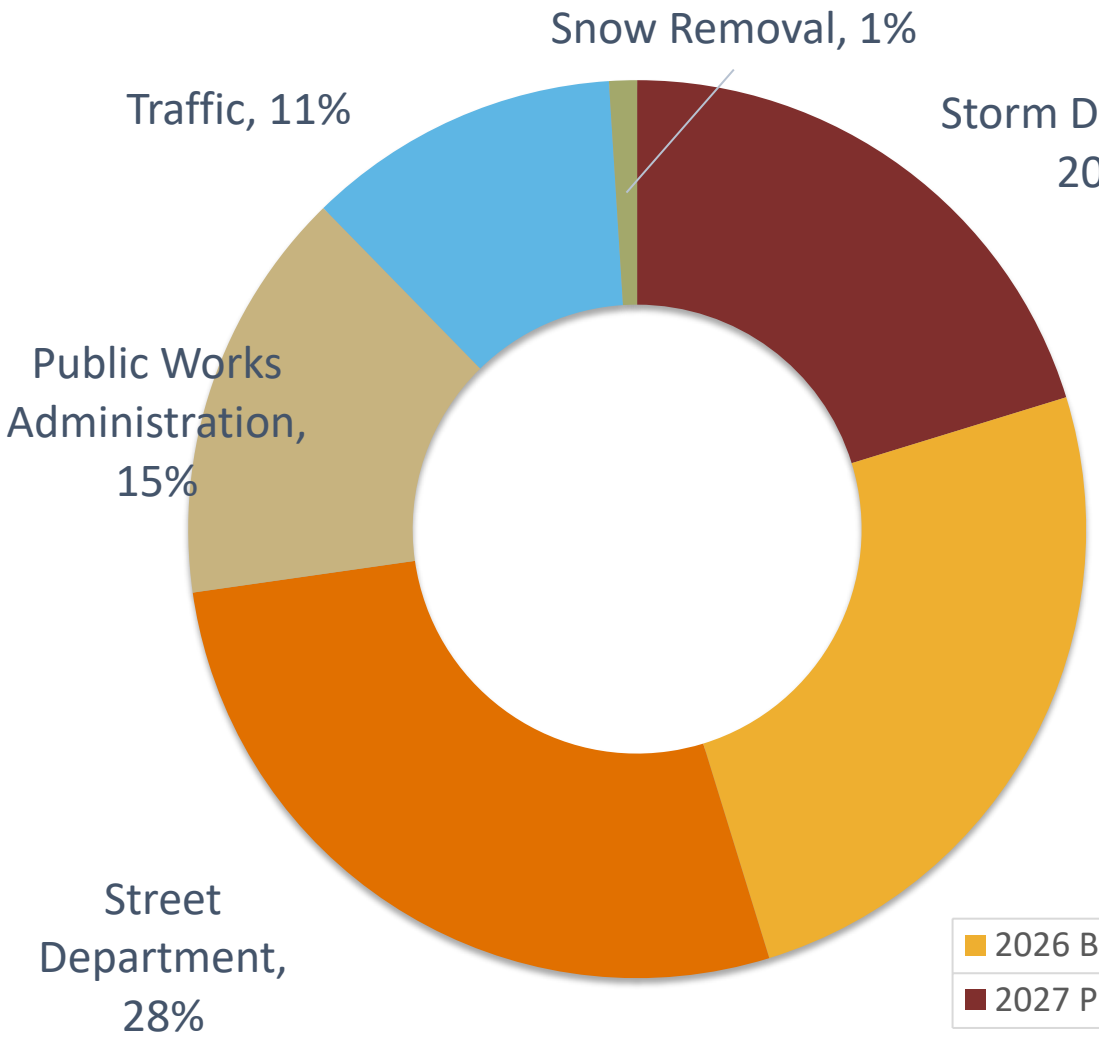

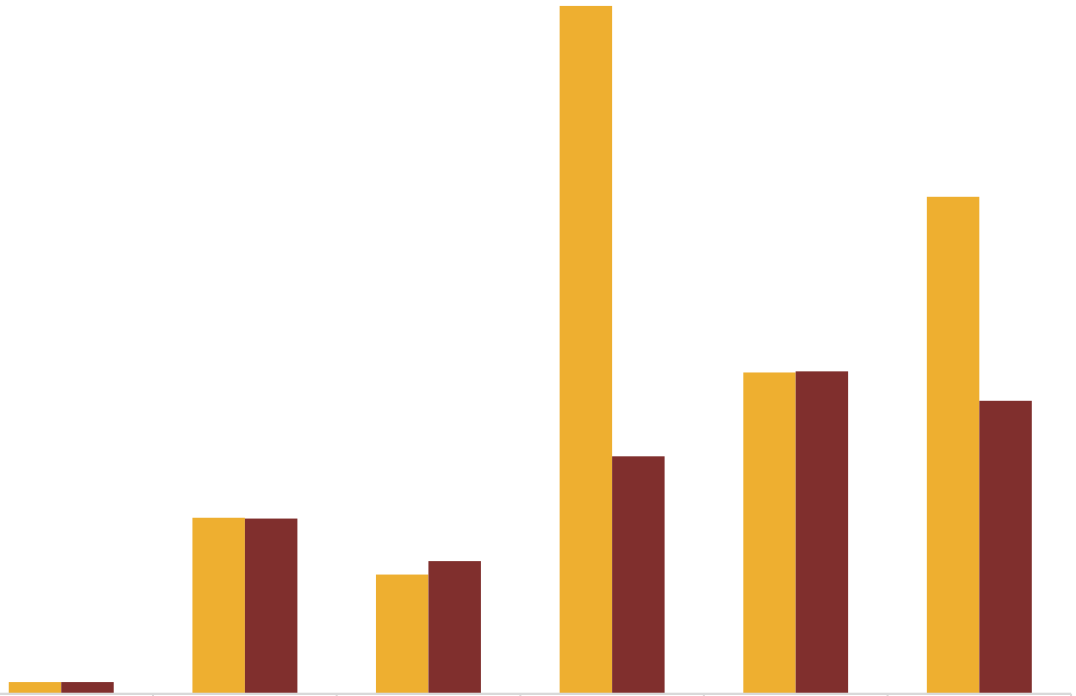

	Snow Removal	Public Works Administration	Traffic	Storm Drainage	Street Dept	Street & Sidewalk Construction
2026 Budget	$78,000	$1,170,093	$792,488	$4,568,000	$2,134,230	$3,300,914
2027 Proposed Budget	$78,000	$1,164,061	$881,551	$1,578,000	$2,142,120	$1,946,700

Other Uses $9 M
32% of General Fund



	Subsidies	Internal Economic Dev.	Contingency	Debt Service	Transfers Out
2026 Budget	$381,938	$-	$804,628	$852,200	$7,588,133
2027 Proposed Budget	$245,160	$100,000	$811,728	$850,300	$7,028,041

City of Mitchell SOUTH DAKOTA

Proposed Transfers out of General Fund
$7 M



	to Airport Fund	to E911 Fund	to Golf Fund	to Corn Palace Fund	to Community Services Fund	to EMS Fund	to Lake Fund	to Park Fund
2026 Budget	$704,067	$134,805	$417,000	$-	$-	$800,407	$787,723	$4,744,131
2027 Proposed Budget	$-	$-	$-	$187,349	$193,000	$800,500	$1,492,000	$4,355,192

City of Mitchell SOUTH DAKOTA

Proposed General Fund Subsidies

Subsidy Application Funding History

Fund		2021 Approved	2022 Approved	2023 Approved	2024 Approved	2025 Approved	2026 Approved	2027 Application	2027 Proposed Budget
GF	CASA	$ 2,250	$ 3,000	$ -	$ -	$ 5,000	$ 5,000	**$ 10,000**	$ 5,000
GF	Dakota Counseling	$ 26,250	$ 26,250	$ 13,000	$ 13,000	$ 13,000	$ 13,000	**$ 14,300**	$ 13,000
GF	DHDA- Dakota Heartland Development Association (Regional Economic Development)	$ 30,000	$ 30,000	$ 25,000	$ 25,000	$ 25,000	$ 25,000	**$ 25,000**	$ 25,000
GF	Exchange Club- Fireworks Display	$ 7,500	$ 10,000	$ 10,000	$ 10,000	$ 10,000	$ 15,660	**$ 15,660**	$ 15,660
	Horsemen's Sports Incorporated (HSI)						$ 36,778	**$ 70,762**	$ -
GF	MADC- Mitchell Area Development Corporation	$ 167,000	$ 167,000	$ 167,000	$ 167,000	$ 182,000	$ 182,000	**$ 192,000**	$ 82,000
GF	Mitchell Area Historical Society					$ 25,000		$ 6,000	$ -
GF	Mitchell Municipal Band		$ 12,540	$ 11,000	$ 11,000	$ 11,500	$ 14,500	$ 15,700	$ 14,500
GF	Mitchell Prehistoric Indigenous Archaeological Site & Museum	$ 11,250	$ 13,000	$ 13,000	$ 19,000	$ 19,000	$ 25,000	$ 25,000	$ 25,000
GF	MMS&B- Mitchell Main Street & Beyond	$ 26,250	$ 35,000	$ 35,000	$ 40,000	$ 45,000	$ 50,000	$ 55,000	$ 50,000
GF	ROCS							$ 4,062	$ -
GF	Safe Place of Eastern SD (formerly Mitchell Safehouse)	$ 3,375	$ 4,500	$ 20,000	$ 20,000	$ 20,000	$ 15,000	$ 20,000	$ 15,000
Ent. Tax	Convention & Visitors Bureau	$ 250,000	$ 250,000	$ 250,000	$ 250,000	$ 262,500	$ 262,500	$ 275,000	$ 262,500
Summary		**$ 530,625**	**$ 560,290**	**$ 627,000**	**$ 630,000**	**$ 710,500**	**$ 644,438**	**$ 728,484**	**$ 507,660**
							Increase from 2026 Awarded	$ 84,046	$ (136,778)
							Percentage Increase	13%	-21%

Special Revenue Fund Expenditure Budgets
$13 M

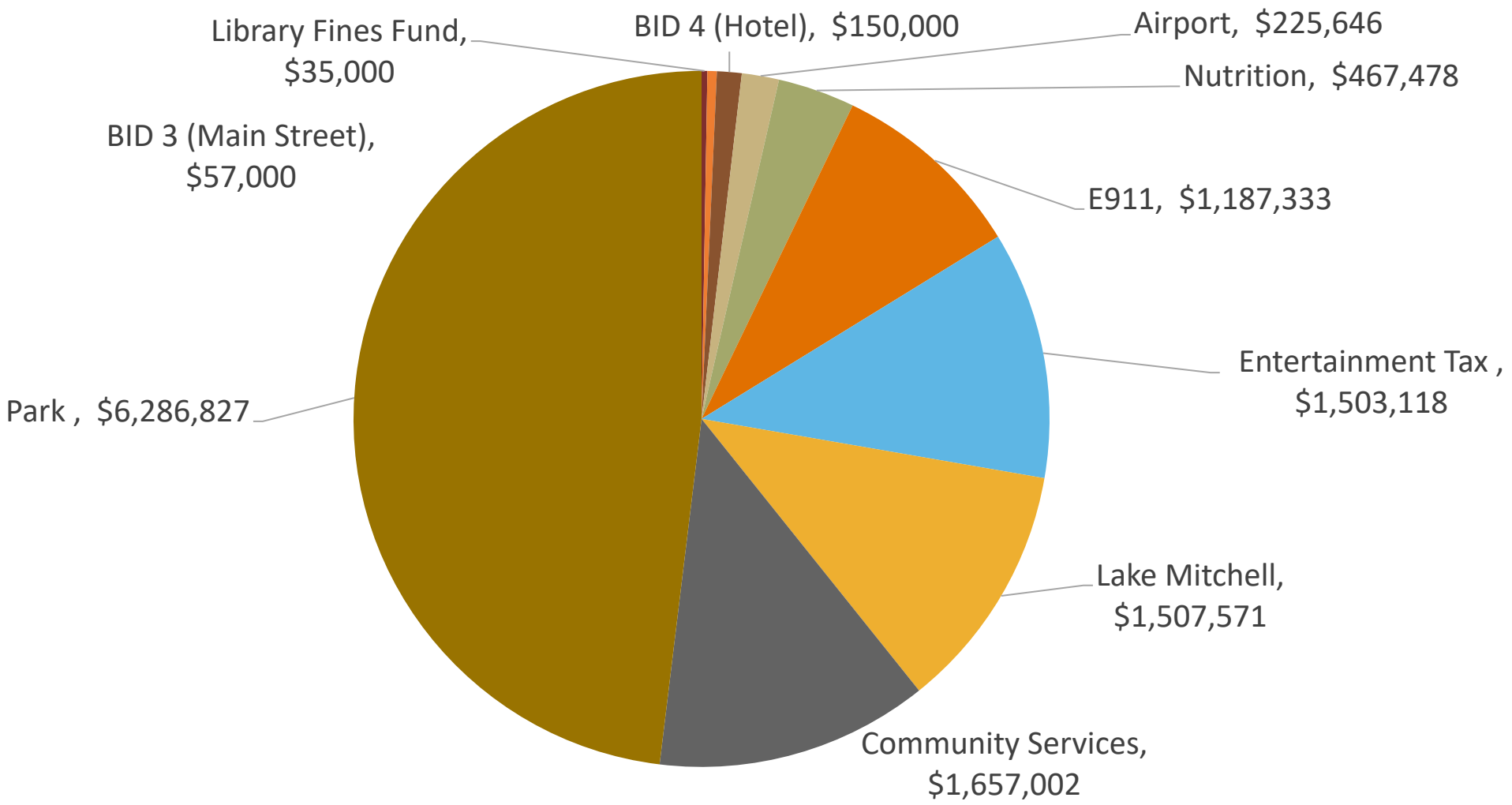

City of Mitchell SOUTH DAKOTA

Community Services Fund & Nutrition Fund
$2.1 M

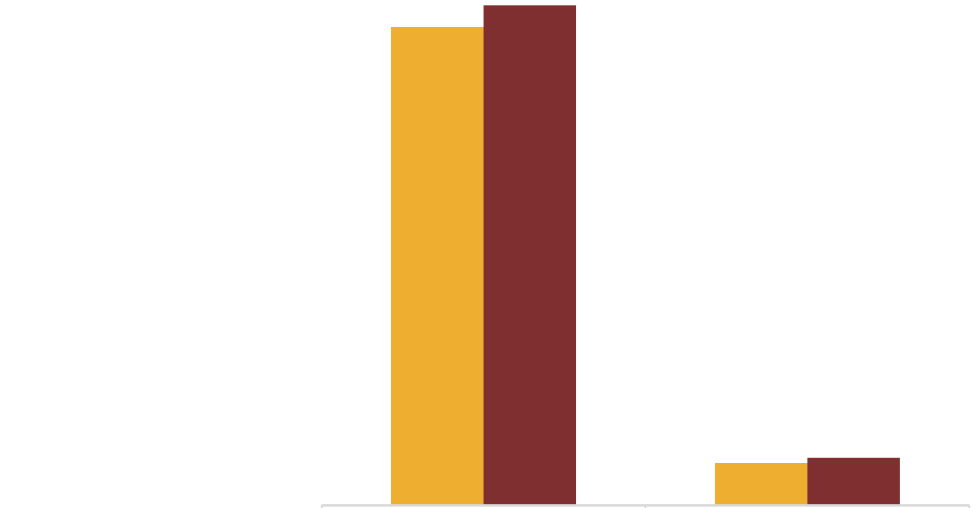

	Palace Transit	James Valley Community Center
2026 Budget	$1,446,629	$128,078
2027 Proposed Budget	$1,512,877	$144,125

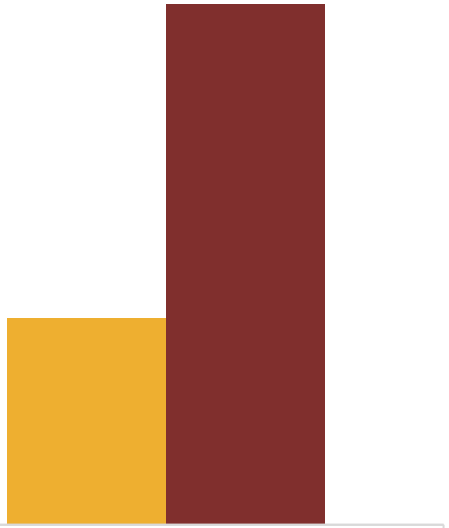

	Nutrition
2026 Budget	$408,651
2027 Proposed Budget	$467,478

City of Mitchell SOUTH DAKOTA

Airport Fund



	Airport
2026 Budget	$11,887,186
2027 Proposed Budget	$225,646

City of Mitchell SOUTH DAKOTA

Entertainment Tax Fund- $1.5 M

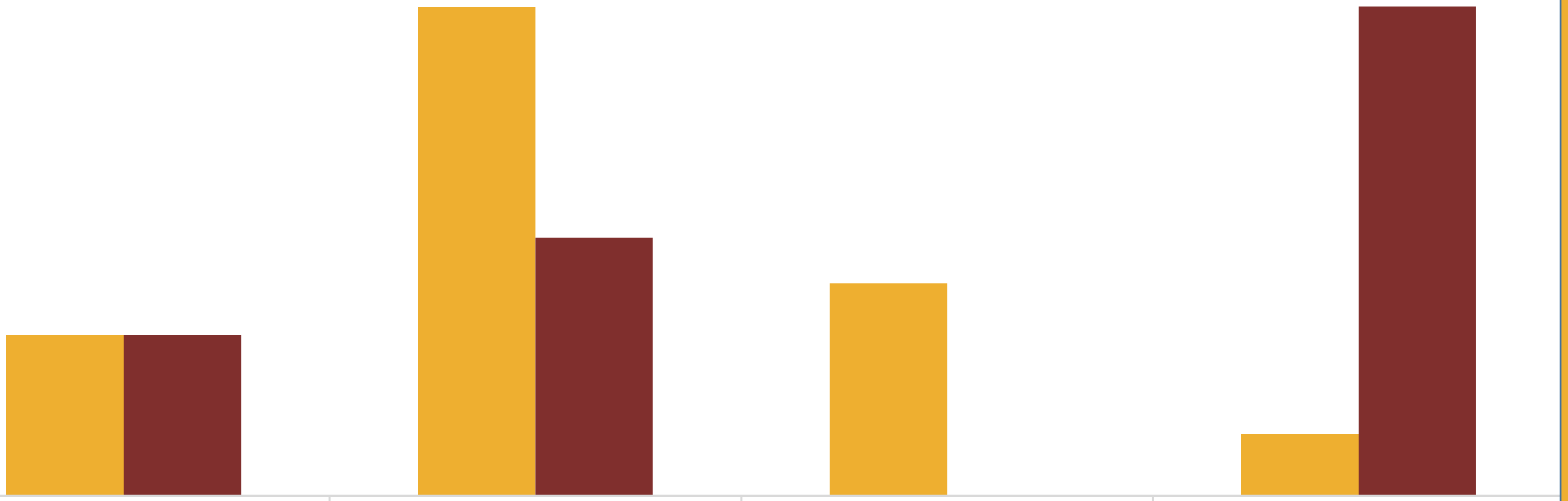

	Convention & Visitor Bureau	Transfer to Corn Palace Fund	Transfer to Park Fund	Community Projects
2027 Requested	$262,500	$795,000	$346,118	$100,000
2026 Budget	$262,500	$420,000		$796,185

City of Mitchell SOUTH DAKOTA

Park Fund - $6.2 M

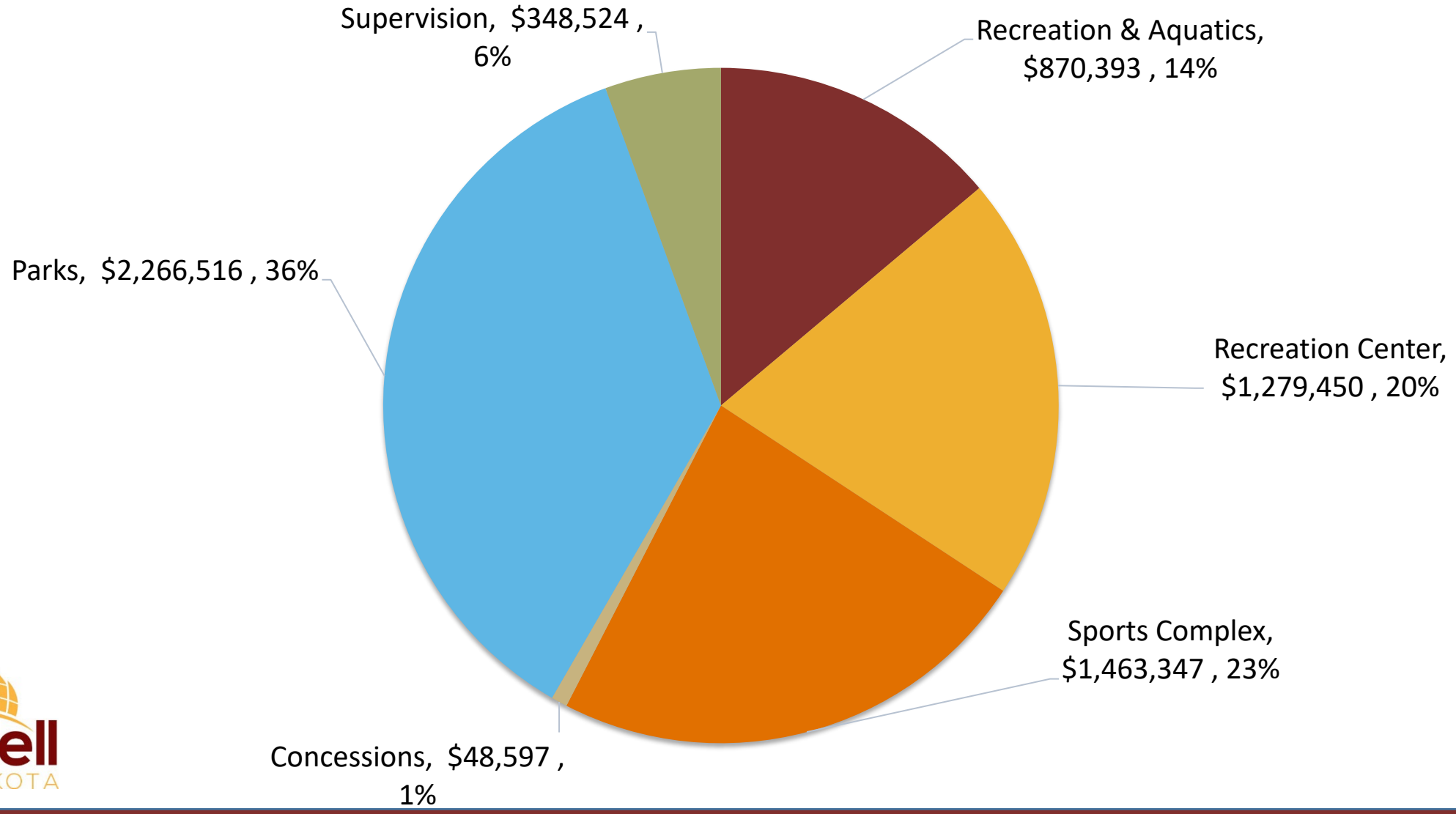

City of Mitchell SOUTH DAKOTA

Enterprise Funds Proposed Budgets - $30.5 M

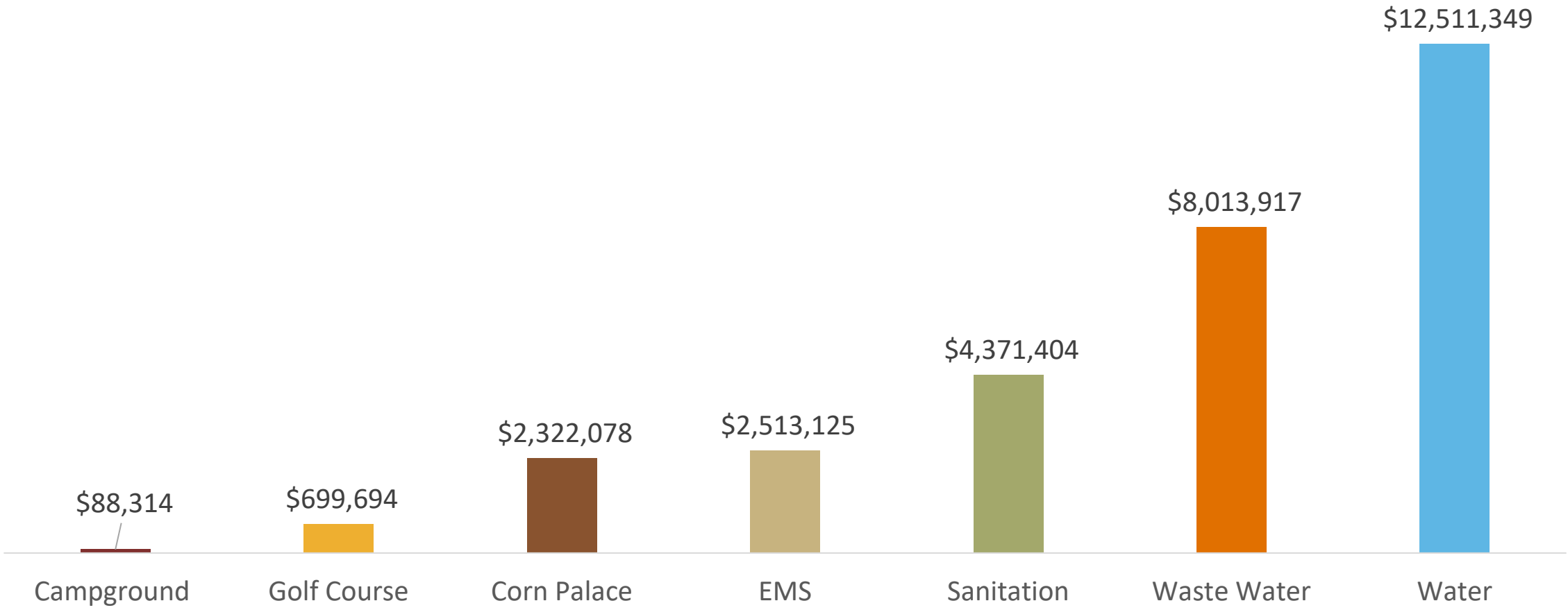

Enterprise Funds Proposed Budgets - $30.5 M

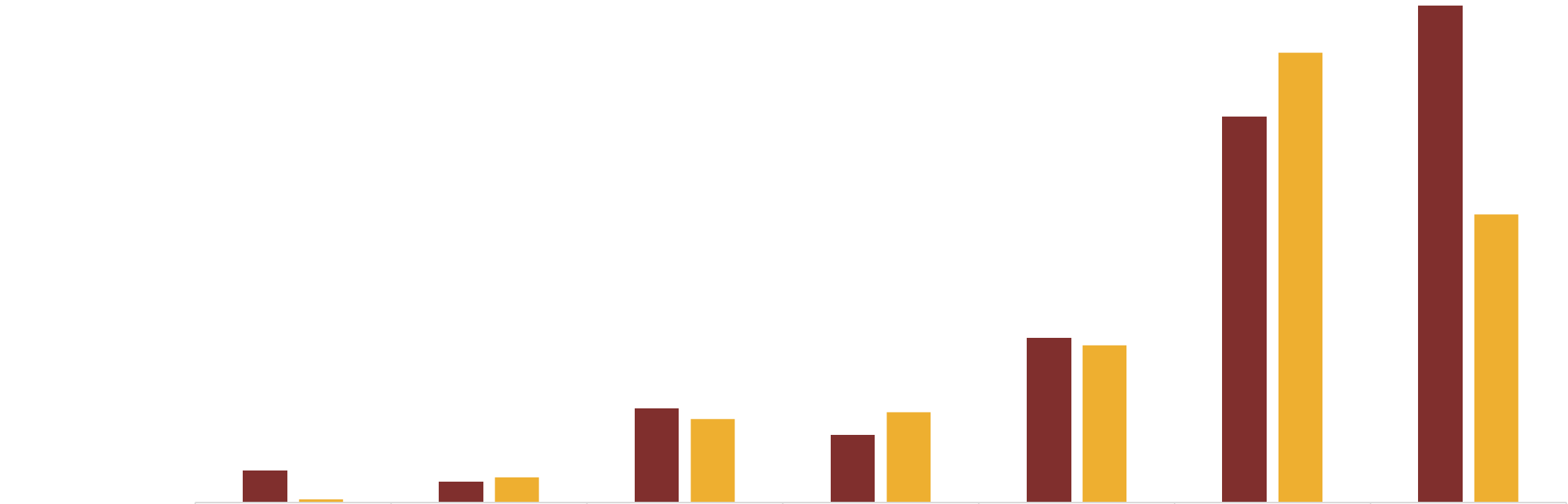

	Campground	Golf Course	Corn Palace	EMS	Sanitation	Water	Waste Water
2026 Budget	$875,046	$568,729	$2,603,186	$1,866,906	$4,567,306	$10,726,358	$13,809,809
udget	$88,314	$699,694	$2,322,078	$2,513,125	$4,371,404	$12,511,349	$8,013,917

City of Mitchell SOUTH DAKOTA

Campground Fund



	Campground
2026 Budget	$875,046
2027 Proposed	$88,314

City of Mitchell SOUTH DAKOTA

Corn Palace fund



	Corn Palace
2026 Budget	$2,603,186
2027 Proposed Budget	$2,322,078

City of Mitchell SOUTH DAKOTA

EMS Fund



	EMS
2026 Budget	$2,466,913
2027 Proposed Budget	$2,513,125

City of Mitchell SOUTH DAKOTA

Sanitation Fund - $4.3 M

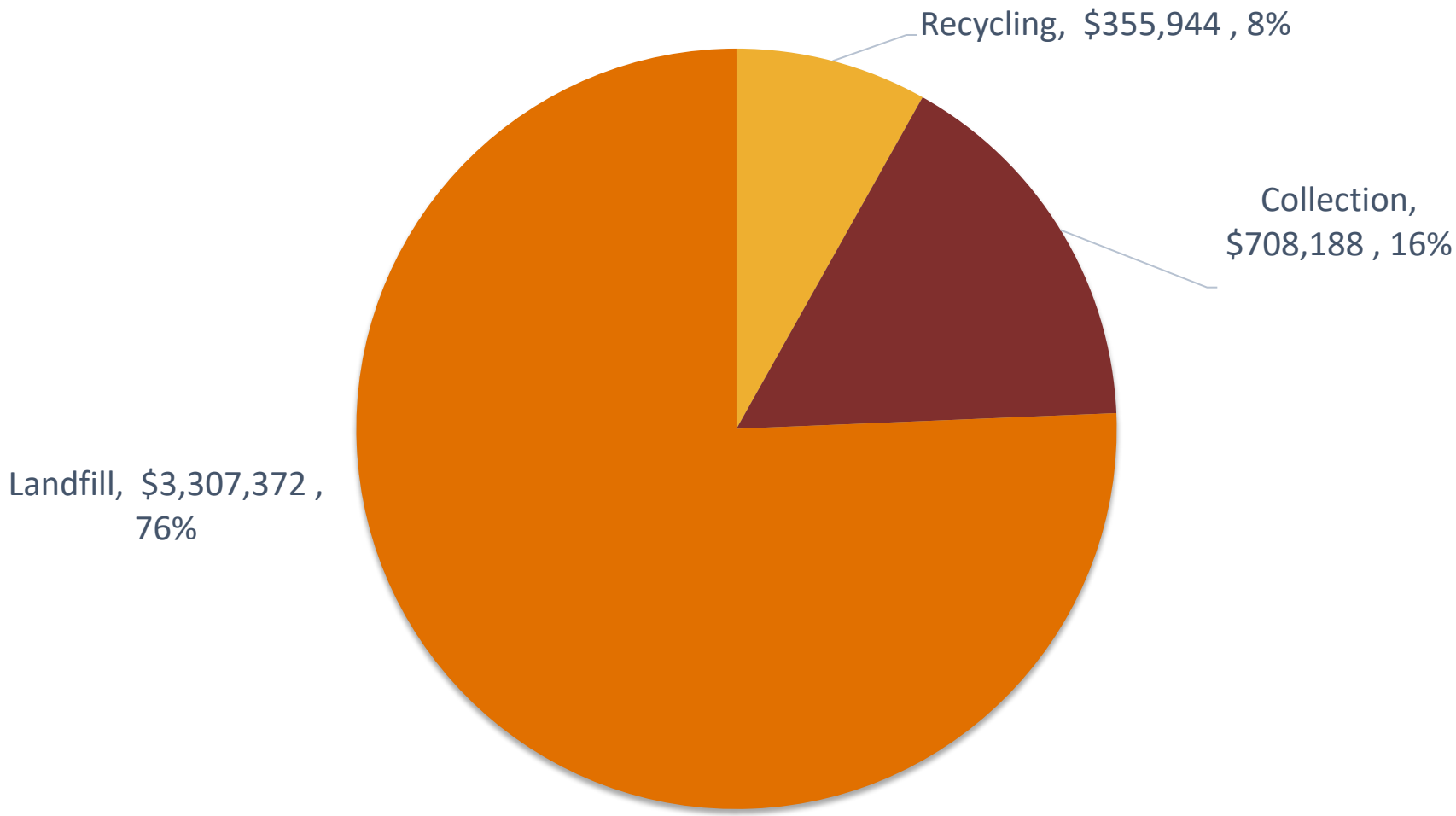

City of Mitchell SOUTH DAKOTA

Sanitation Fund - $4.3 M

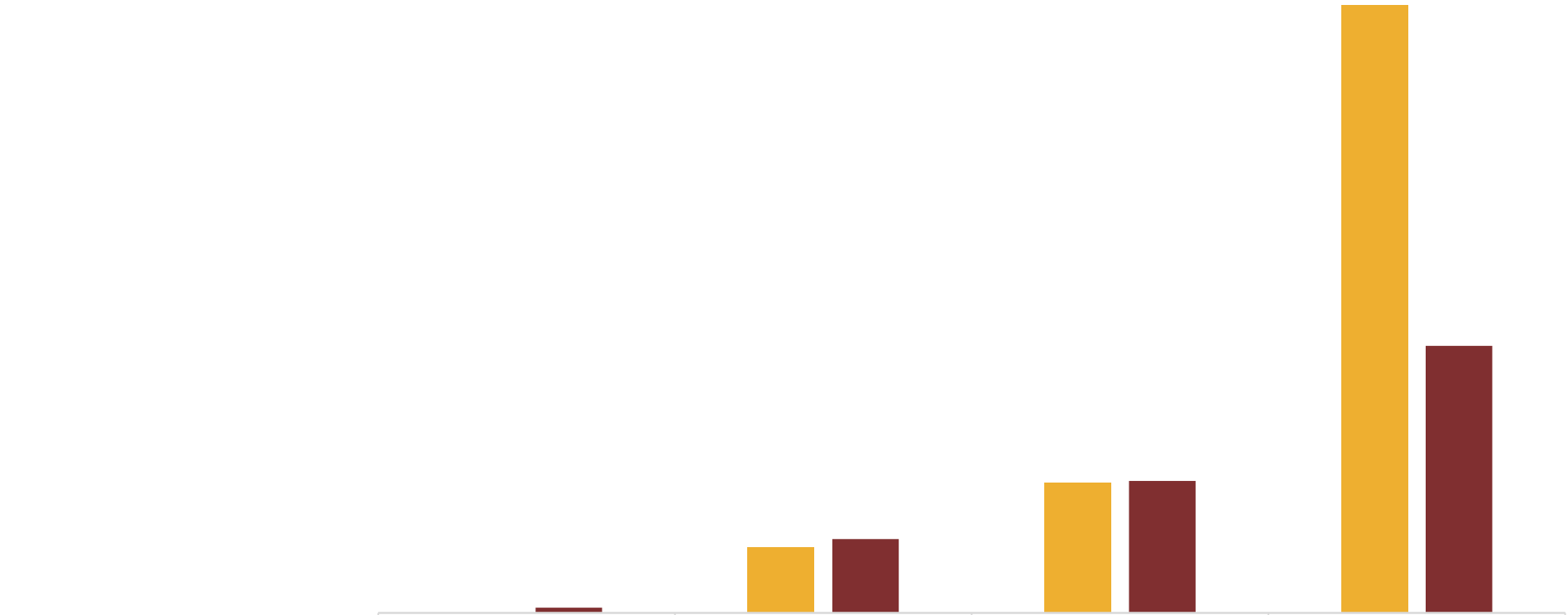

	Debt Service	Recycling	Collection	Landfill
2027 Proposed Budget	$-	$355,944	$708,188	$3,307,272
2026 Budget	$28,800	$402,392	$718,677	$1,454,067

City of Mitchell SOUTH DAKOTA

Water Fund - $12.5 M

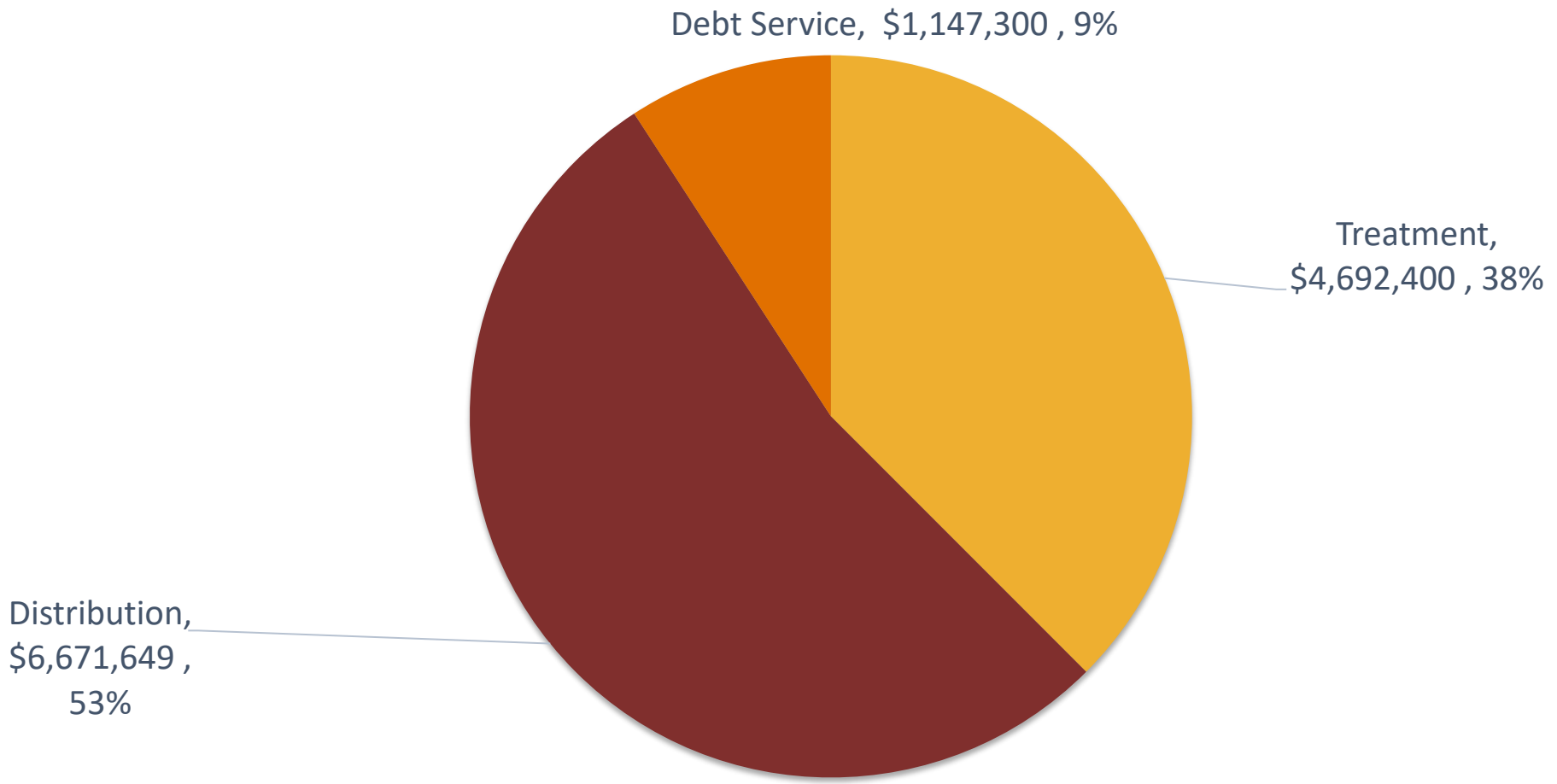

City of Mitchell SOUTH DAKOTA

Water Fund - $12.5 M

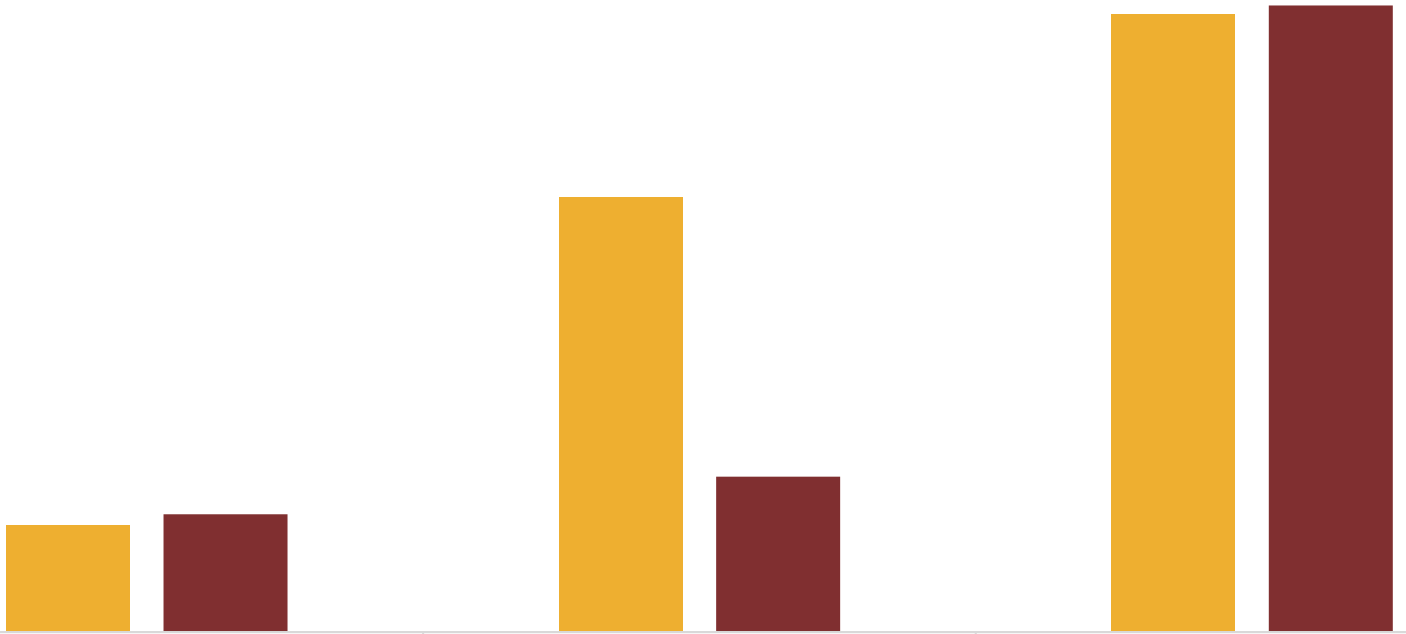

	Debt Service	Treatment Plant	Distribution
2027 Proposed Budget	$1,147,300	$4,692,400	$6,671,649
2026 Budget	$1,271,600.00	$1,678,500.00	$6,767,551.00

City of Mitchell SOUTH DAKOTA

Waste Water Fund -$8 M

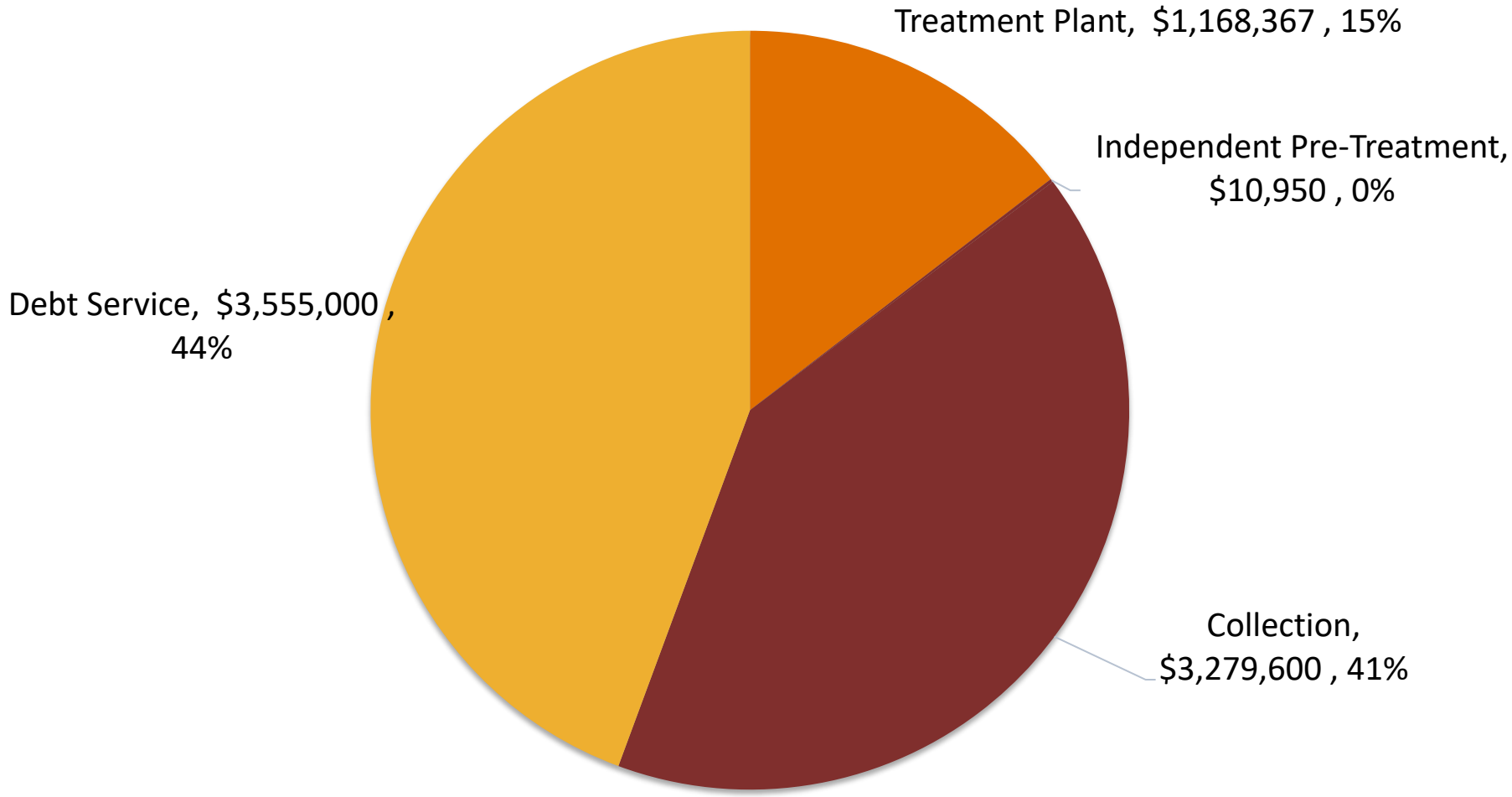

City of Mitchell SOUTH DAKOTA

Waste Water Fund -$8 M

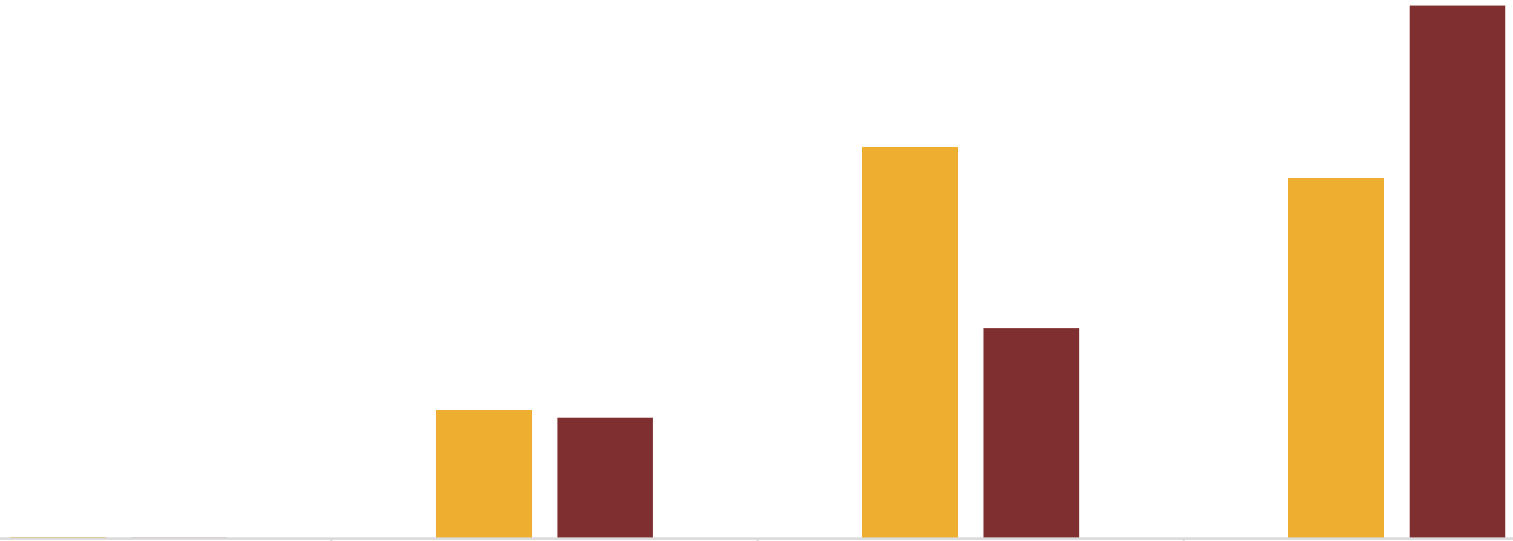

	Ind. Pre Treatment	Treatment Plant	Debt Service	Collection
2027 Proposed Budget	$10,950	$1,168,367	$3,555,000	$3,279,600
2026 Budget	$8,200.00	$1,098,436.00	$1,914,000.00	$4,845,500.00

City of Mitchell SOUTH DAKOTA

Cash Applied from Reserves

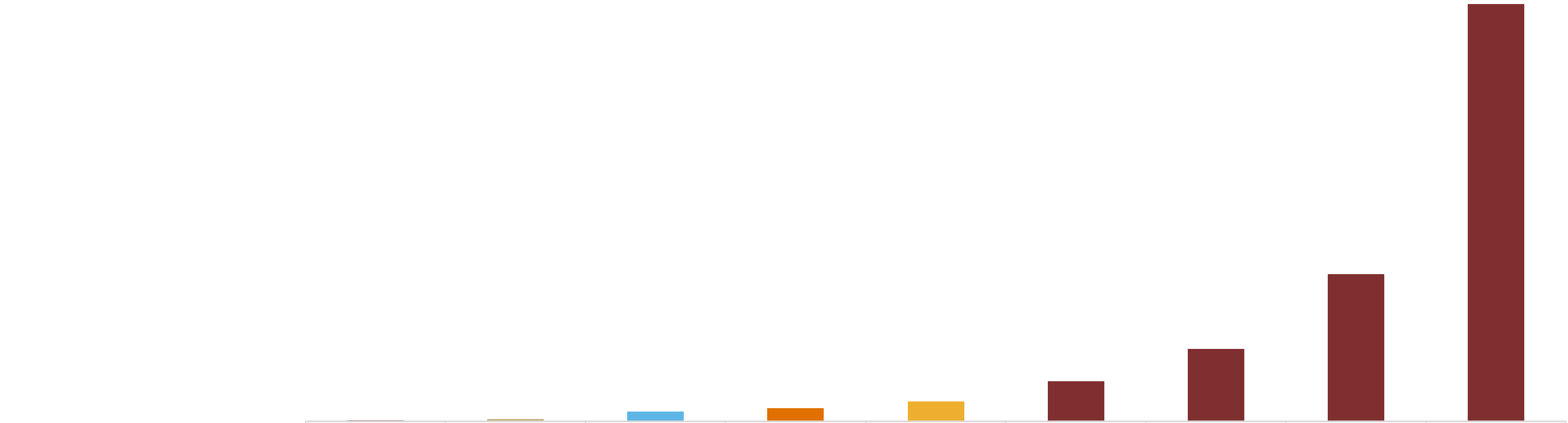

	Nutrition Fund	Airport Fund	Community Services Fund	E911 Fund	EMS Fund	Entertainment Tax Fund	General Fund	Sanitation	Water fund
2027 Proposed Budget	$9,188	$19,046	$92,661	$124,210	$186,234	$375,000	$677,632	$1,381,404	$3,913,458

City of Mitchell SOUTH DAKOTA

Cash Added to Reserves

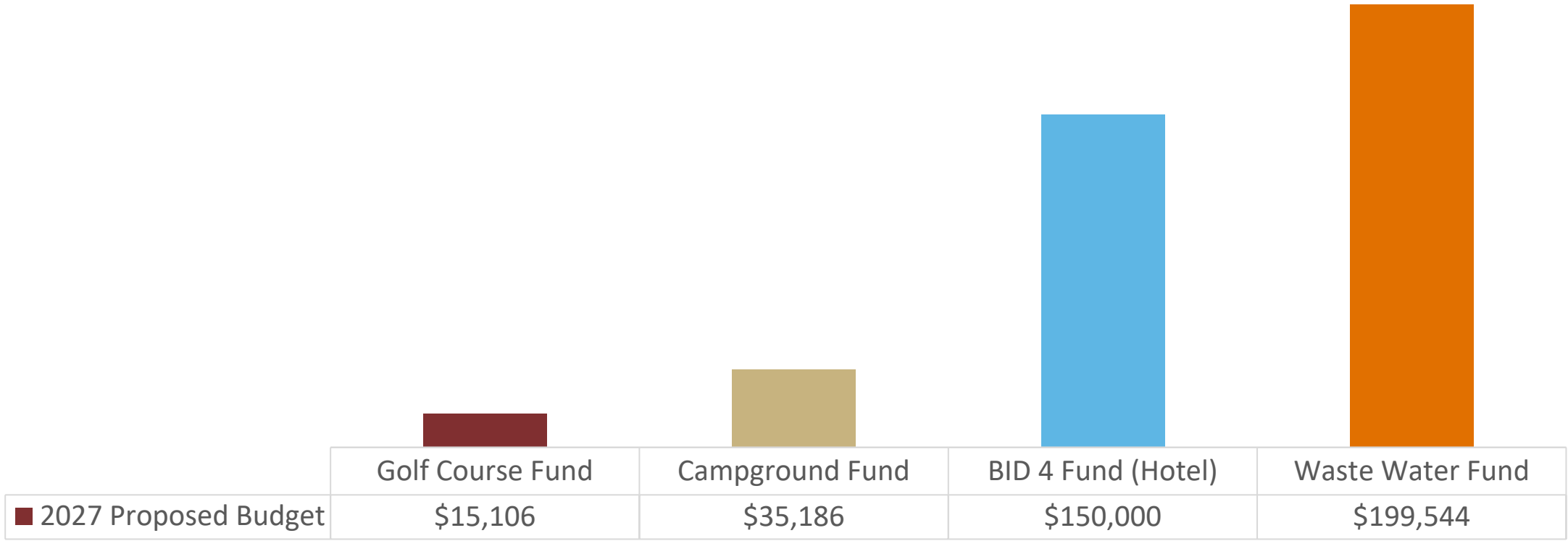

	Golf Course Fund	Campground Fund	BID 4 Fund (Hotel)	Waste Water Fund
2027 Proposed Budget	$15,106	$35,186	$150,000	$199,544

City of Mitchell SOUTH DAKOTA

Projected Reserve Balances 12/31/2027

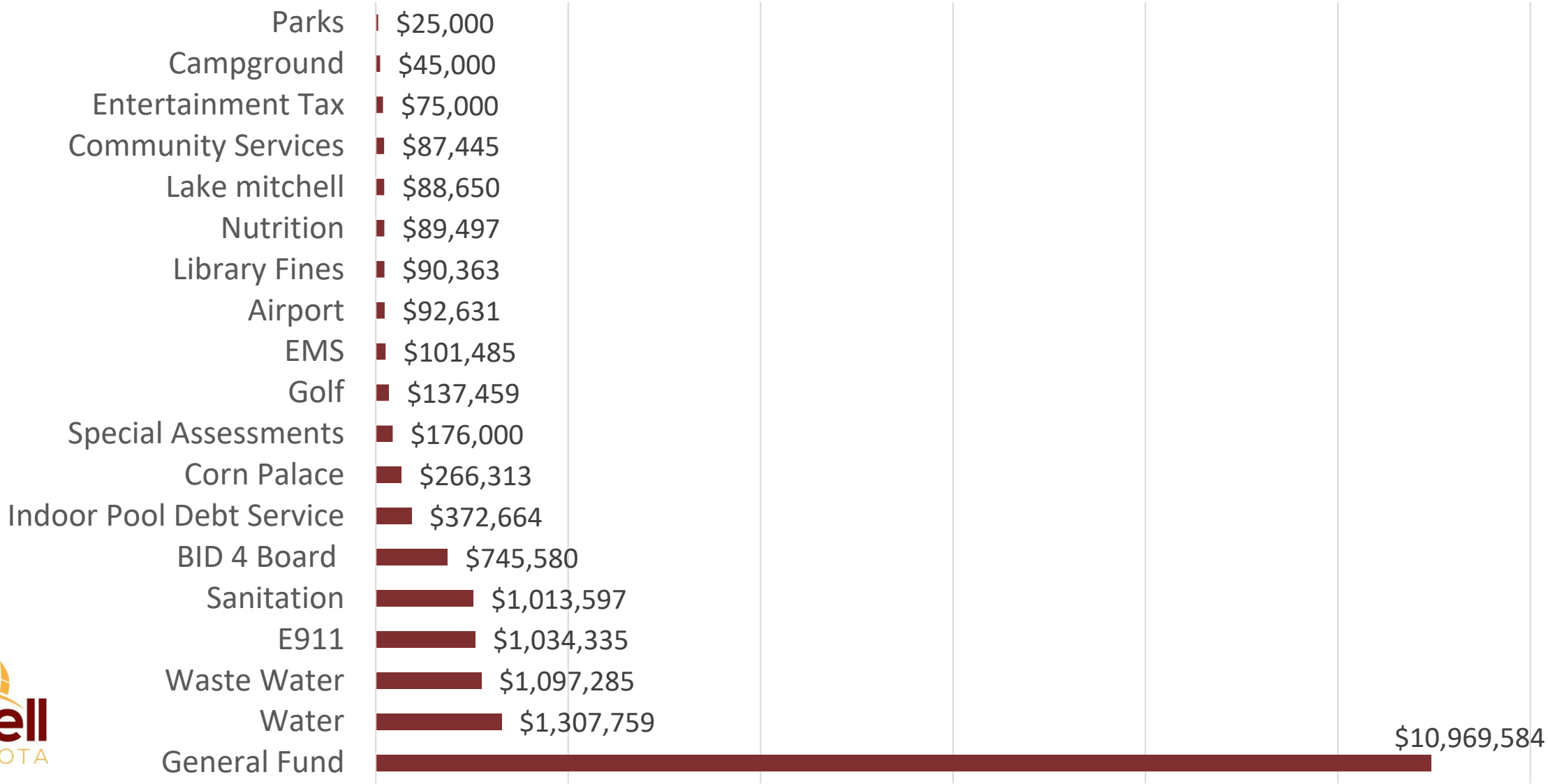

City of Mitchell SOUTH DAKOTA

Projected Dedicated Reserve Balances 12/31/2027

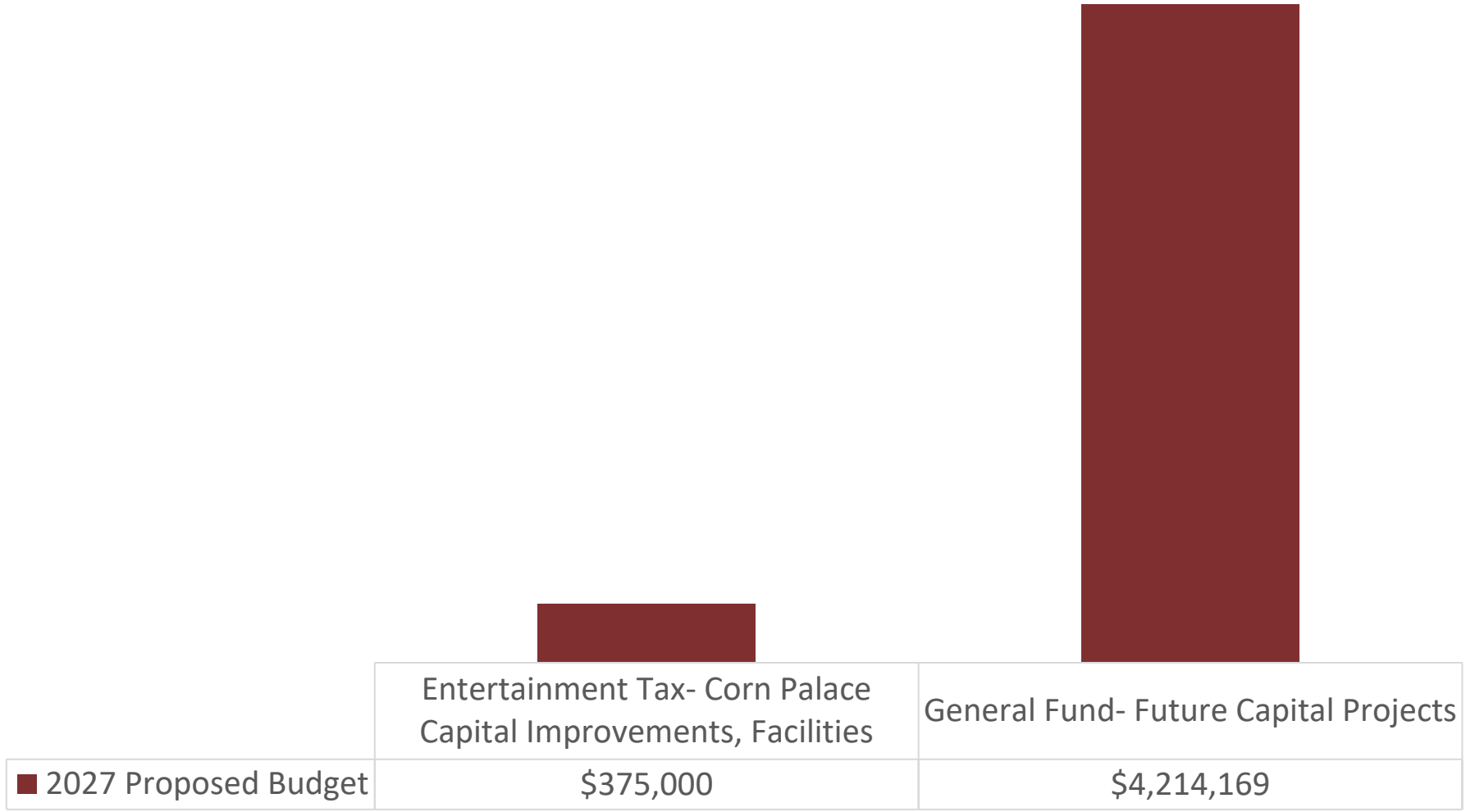

	Entertainment Tax- Corn Palace Capital Improvements, Facilities	General Fund- Future Capital Projects
2027 Proposed Budget	$375,000	$4,214,169

Proposed Capital Improvements for 2027

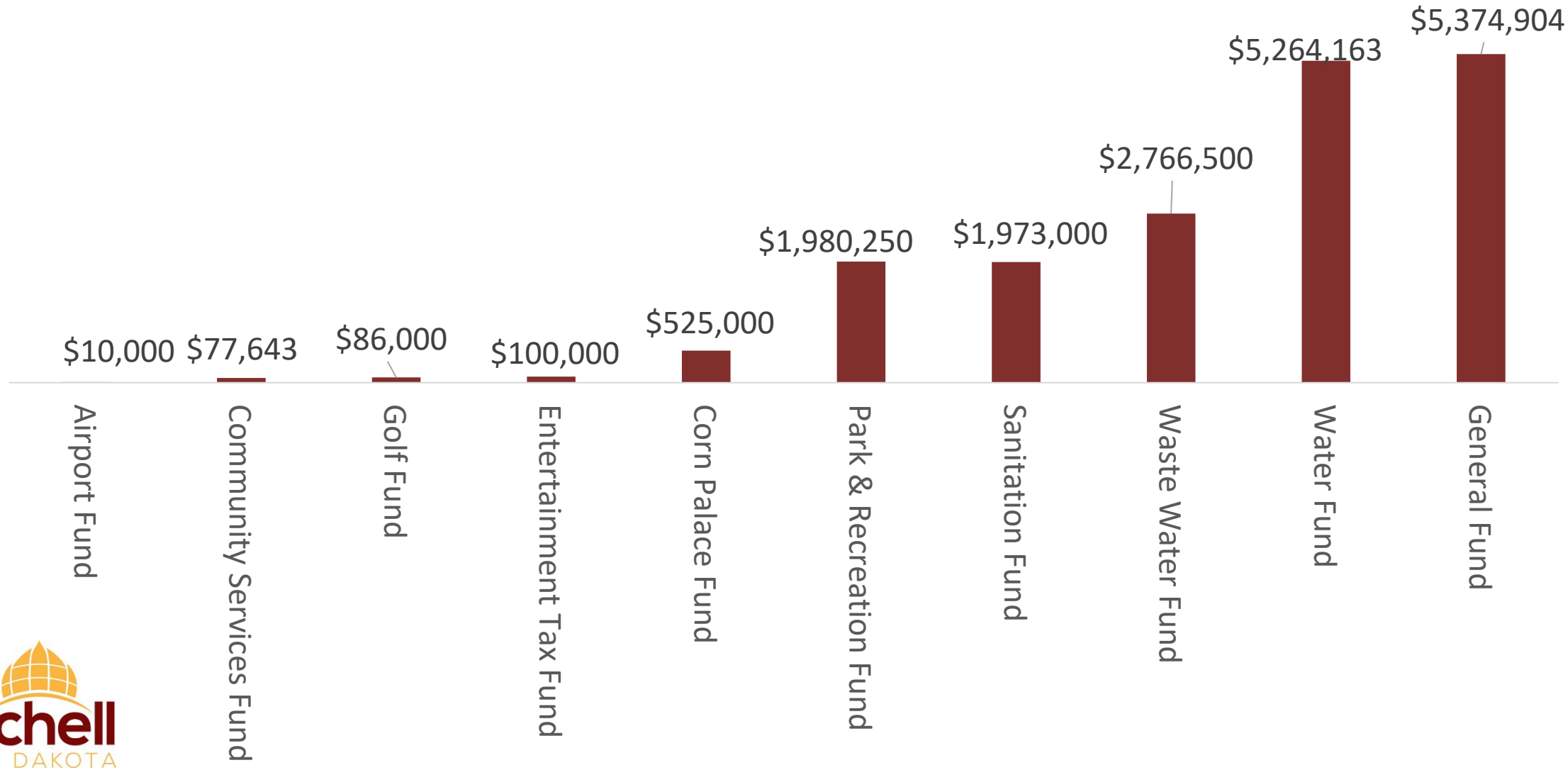

City of Mitchell SOUTH DAKOTA

Proposed Capital Improvements for 2027

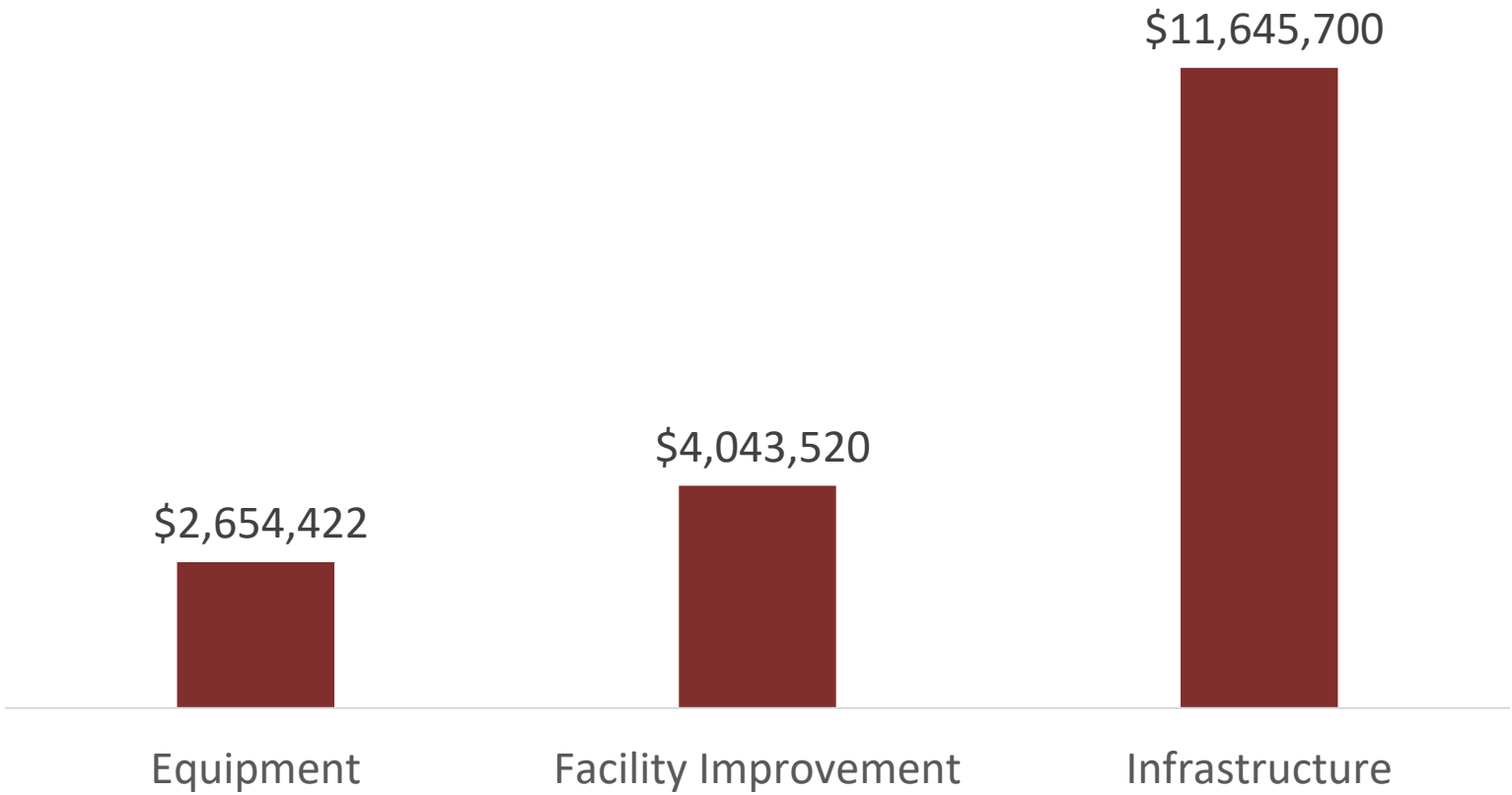

City of Mitchell SOUTH DAKOTA

Alternate Funding of Capital Projects

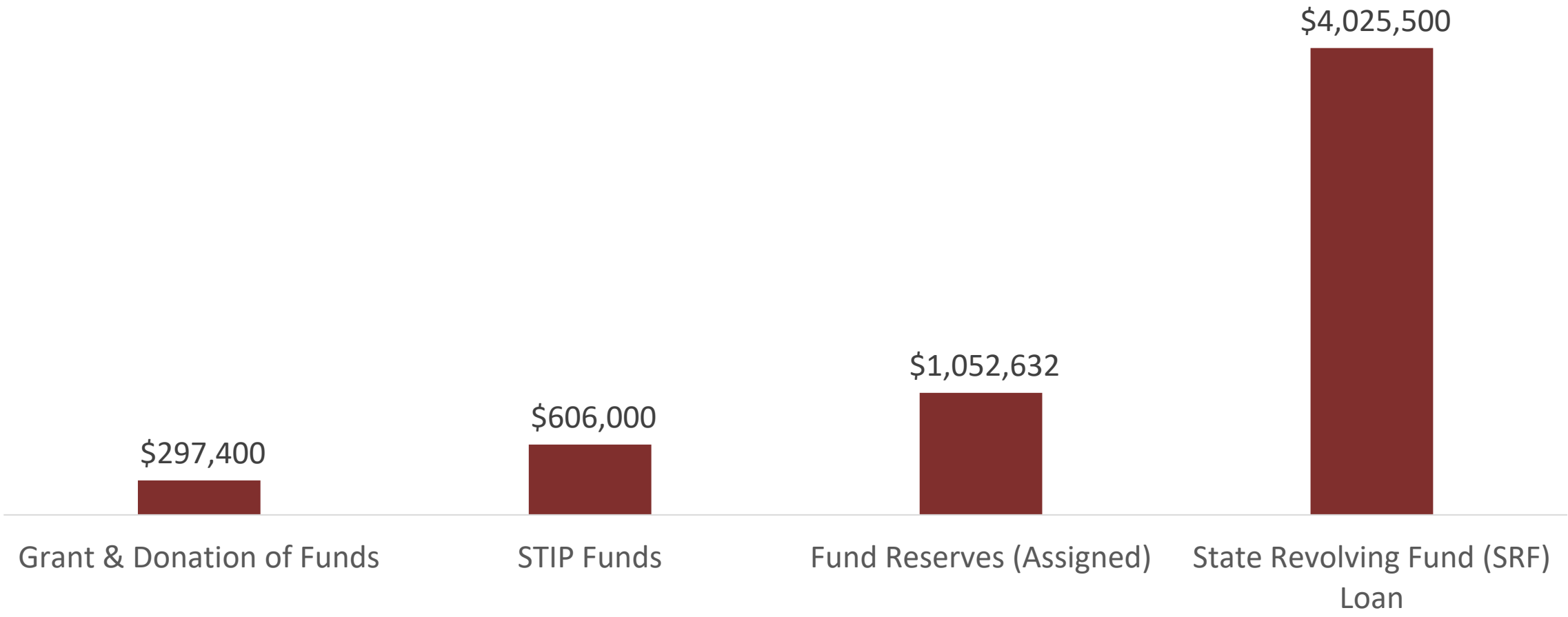

City of Mitchell SOUTH DAKOTA

Proposed Major Projects over $300,000



City of Mitchell SOUTH DAKOTA

Proposed Infrastructure Projects

Lions Point Park Parking Lot	$ 20,000
Hazardous Sidewalk Repair	$ 25,000
Flight Center Parking Lot at Airport	$ 40,000
Overlay - E. Hackberry- Landon to Burr	$ 56,000
Chip Seal Aggregate	$ 60,000
Valve Replacements- Contracted	$ 75,000
Valve Replacements- City	$ 75,000
Overlay- Pebble Beach R.- Thunderbird to Ohlman	$ 82,000
Overlay- N.Marshall St 1st to 5th	$ 97,000
Repaint Sanborn- Epoxy	$ 100,000
Manhole Rehabilitation	$ 100,000
Overlay - Kippes Cove	$ 154,500
Overlay- S. Rowley Norway to Havens	$ 180,000
CIPP	$ 200,000
Gravel-Base	$ 300,000
Chip Seal Asphalt	$ 350,000
Sidewalk Construction	$ 430,000
Zwall at Landfill	$ 525,000
Development Fund	$ 600,000
1st Avenue- Burr to Foster (Storm Sewer)	$ 634,000
6th Ave- Juanita to Sanborn (Storm Sewer)	$ 925,000
6th Ave - Juanita to Sanborn (Waste Water)	$ 1,051,500
1st Ave. - Burr to Foster (Waste Water)	$ 1,415,000
1st Ave. - Burr to Foster (Water)	$ 2,000,000
6th Ave. - Juanita to Sanborn (Water)	$ 2,150,000

City of Mitchell SOUTH DAKOTA

Proposed Capital Projects – Facility Improvements

Bunker #7 Renovation	$ 8,000
Landscaping for Monroe Park	$ 8,500
Drain Area by #15 Tee Box	$ 10,000
Monroe Park Sidewalk & Retaining Wall	$ 12,000
Refurbish play features at outdoor pool	$ 15,000
Replace two furnaces for N. Rink Locker Rooms	$ 16,000
Door Replacement- GBR gym	$ 17,500
Dryvet on JVCC Exterior	$ 20,000
Tuckpoint Cadwell Dugouts & replace sidewalk	$ 20,000
ADA trail to Shelter at Camp Arroya	$ 20,000
Shelter at Jetty	$ 25,000
Heaters for outdoor bathrooms	$ 25,000
Surfacing Caulking- refurbish, outdoor pool	$ 28,500
Club House HVAC Replacement	$ 30,000
Trees	$ 30,000
Railing on Concrete Ramp at Jetty	$ 32,500
Replace 2 HVAC	$ 37,500
Cart Path Repairs	$ 38,000
Remodel Restroom at Dry Run Creek Park	$ 40,000
Replace Backstop and Dugouts on Field A- Fencing Only	$ 50,000
Zetron Fire Alerting System Station	$ 87,000
Landscaping Improvements & Streetscapes	$ 100,000
Corn Palace Murals	$ 150,000
Remodel Drake Restroom	$ 150,000
3rd Payment for future landfill expansion	$ 348,000
Gym Floor & Subfloor Replacement	$ 375,000
Addition to Street Shop for Equipment Repair	$ 600,000
Additional Funds for 2nd Station	$ 750,000
Splash Pad at Hitchcock Park	$ 1,000,000

City of Mitchell SOUTH DAKOTA

Proposed Capital Projects –Equipment

Ipads & Cradle Points for Trucks	$ 3,000
Radar Unit	$ 3,289
Autonomous Mower	$ 4,300
Ladder 1 saws	$ 5,180
Scanner for Laser Fische	$ 5,200
4 spin Bikes	$ 6,000
Sports Scheduling Software	$ 6,200
Dumpsters	$ 7,100
Cradle Points	$ 7,172
New Trimble Tablet	$ 8,200
Graphic Sign Plotter	$ 9,000
Mower	$ 10,000
Walk Behind Reel-type Mower for Cadwell Infield	$ 10,000
Pictometery	$ 12,000
Concrete Saw	$ 13,000
Motors, pumps pool pit	$ 14,000
Axon Taser Contract	$ 14,370
2 Nusteps	$ 15,000
5 Speed Boards	$ 16,600
Tilt Bed Trailer	$ 20,000
Weight Room Replacement Equipment	$ 20,000
Water Walk Pads	$ 20,000

Outdoor trash cans for	$ 20,400
16+2 front load passenger bus	$ 24,000
Gravel-Base	$ 25,000
Rental Skates and Skate Aids (replacement)	$ 25,050
22+2 Passenger Bus	$ 26,471
Accutab dry chlorine system w/new control unit	$ 28,000
Replace 17 AED, 1 New AED	$ 29,615
Rubber Crack Sealer	$ 35,000
Protective Equipment	$ 41,500
Pick Up	$ 48,000
Books	$ 50,000
replace sand in filters, indoor pool	$ 54,000
Vehicle- for Chief	$ 55,000
Valve Exerciser	$ 60,000
Water Heaters (replacement)	$ 67,000
TGB Base Station	$ 70,000
Ford Explorer- Patrol	$ 73,000
Salt/Sand	$ 75,000
FFE Fire Station	$ 100,000
3rd Fire Engine Payment	$ 107,775
"new engine tools"	$ 150,000
Olympia Ice Groomer	$ 160,000
Compactor	$ 1,100,000

Design/Engineering

12th & Main Signal Design	$ 60,000	General
9th- from Lawler to Davison & 11th - from Lawler to Langdon	$ 250,000	Water
12th - from Minnesota to Lawler	$ 175,000	Sewer
AE2S Continuing Modeling Support	$ 10,000	Water

City of Mitchell SOUTH DAKOTA

6th Avenue- Juanita to Sanborn $4,126,500

- General Fund Storm Water $925,000 – *SRF surcharge required*
- Water Improvements $2,150,000
- Waste Water Improvements $1,051,500- *SRF surcharge required*

$1.73/user/month total waste water surcharge

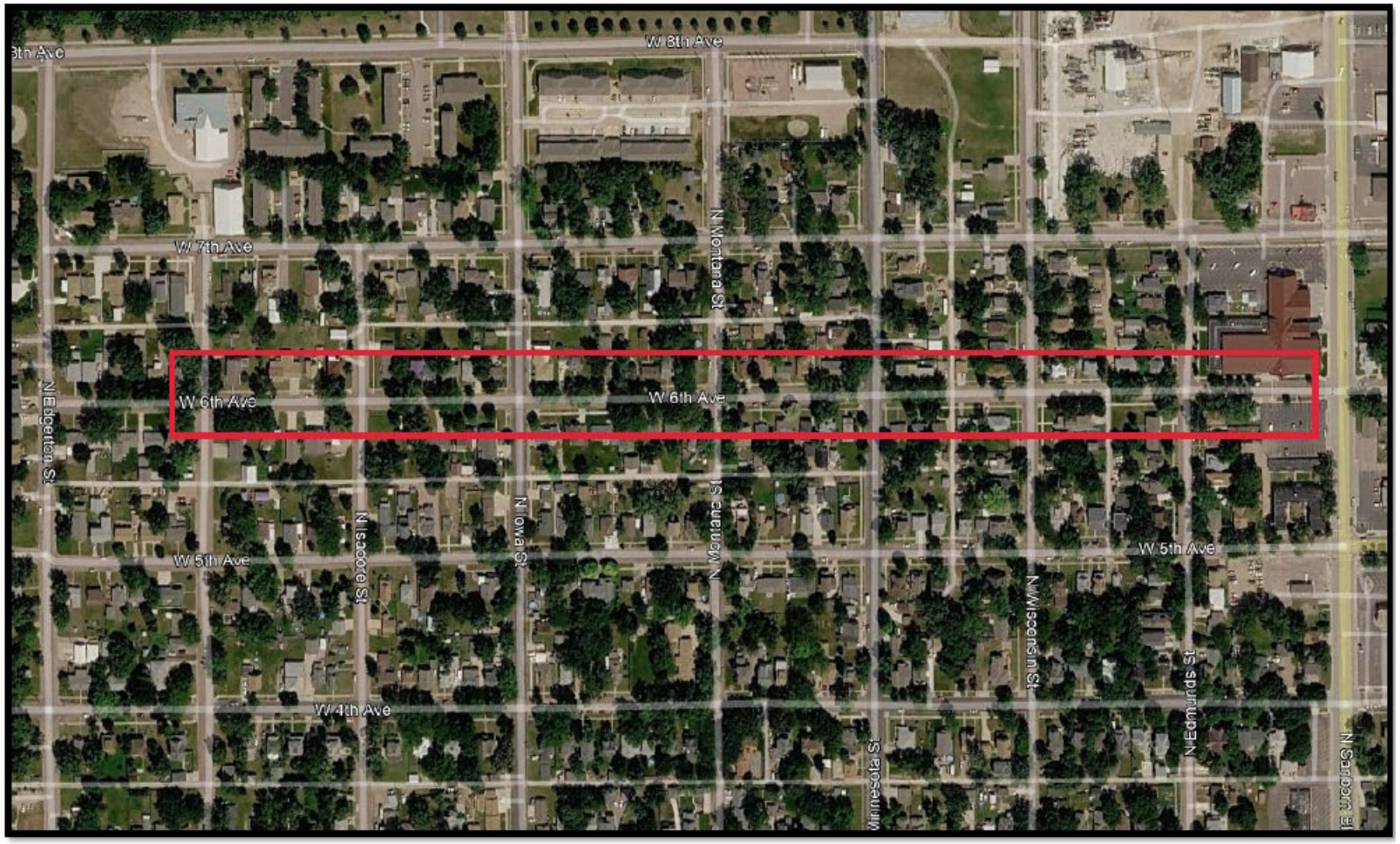

1st Avenue- Burr to Foster $4,049,000

- General Fund Storm Water $634,000- *SRF surcharge required*
- Water Improvements $2,000,000
- Waste Water Improvements $1,415,000; *SRF surcharge required*

Total Waste Water Surcharge: $1.79/month/user



Overlay Projects $569,500

- E.Hackberry- Landon to Burr ($56,000)
- Pebble Beach Road – Thunderbird to Ohlman ($82,000)
- N.Marshall- 1st to 5th ($97,000)
- Kippes Cove ($154,500)
- S.Rowley- Norway to Havens ($180,000)

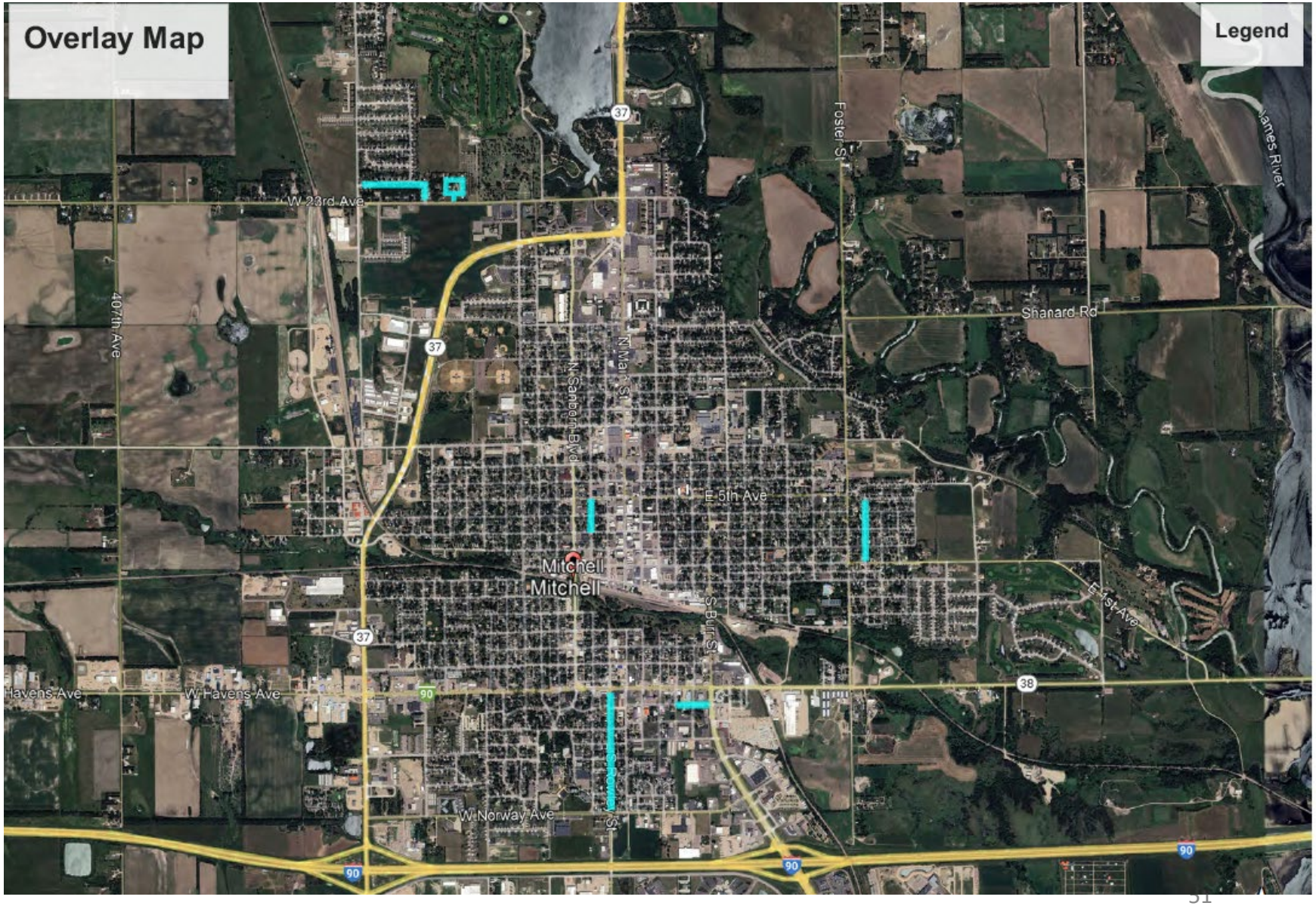

Parking Lot Improvements $60,700

Airport flight Center $40,000



Lions Point Park $20,700



City of Mitchell SOUTH DAKOTA

Splash Pad $1,000,000

Examples- of SD Splash Pads













Proposed Funding:

General Fund- Future Capital Projects Reserves- $377,632
Donation- $250,000
2027 Entertainment Tax Collections- $346,118
2027 General Fund Revenue- $26,250

City of Mitchell SOUTH DAKOTA

2nd Fire Station $937,000

- Additional Funding $750,000
- FFE $100,000
- Zetron Alert System $87,000



City of Mitchell SOUTH DAKOTA

Street Shop Addition $600,000

- General Fund $277,675
- Sanitation Fund $186,182
- Water Fund $186,163



City of Mitchell SOUTH DAKOTA

Z-Wall at Landfill $525,000

Examples:









City of Mitchell SOUTH DAKOTA

Sports Complex Improvements- $434,750

- Drake Restroom Remodel $150,000 (new $165,000 with grant)
- Field A Backstop/ Fencing $20,000
- Sports Scheduling Software $6,200
- Dumpsters $7,100
- Walk Behind Mower for Cadwell Infield $10,000
- Outdoor Trash Cans $20,400
- Rental Skates & Skate Aids $25,050
- Olympia Ice Groomer $160,000
- Replace 2 furnaces in N. Rink Locker Rooms $16,000
- Tuckpoint Cadwell Dugouts & Replace Sidewalk $20,000



City of Mitchell SOUTH DAKOTA







Drake Restroom Remodel
$150,000 (new $165,000 with grant)







Field A Backstop/ Fencing
$20,000

Park Improvements $193,000

- Heaters for outdoor restrooms $25,000
- Trees $30,000
- Remodel Restroom at Dry Run Creek $40,000
- Monroe Park Improvements $20,500
- Lake Mitchell Improvements $77,500



Monroe Park
- Sidewalk & Retaining Wall $12,000
- Landscaping $8,500









Dry Run Creek Restroom Remodel $40,000

City of Mitchell SOUTH DAKOTA

Improvements at Lake Mitchell





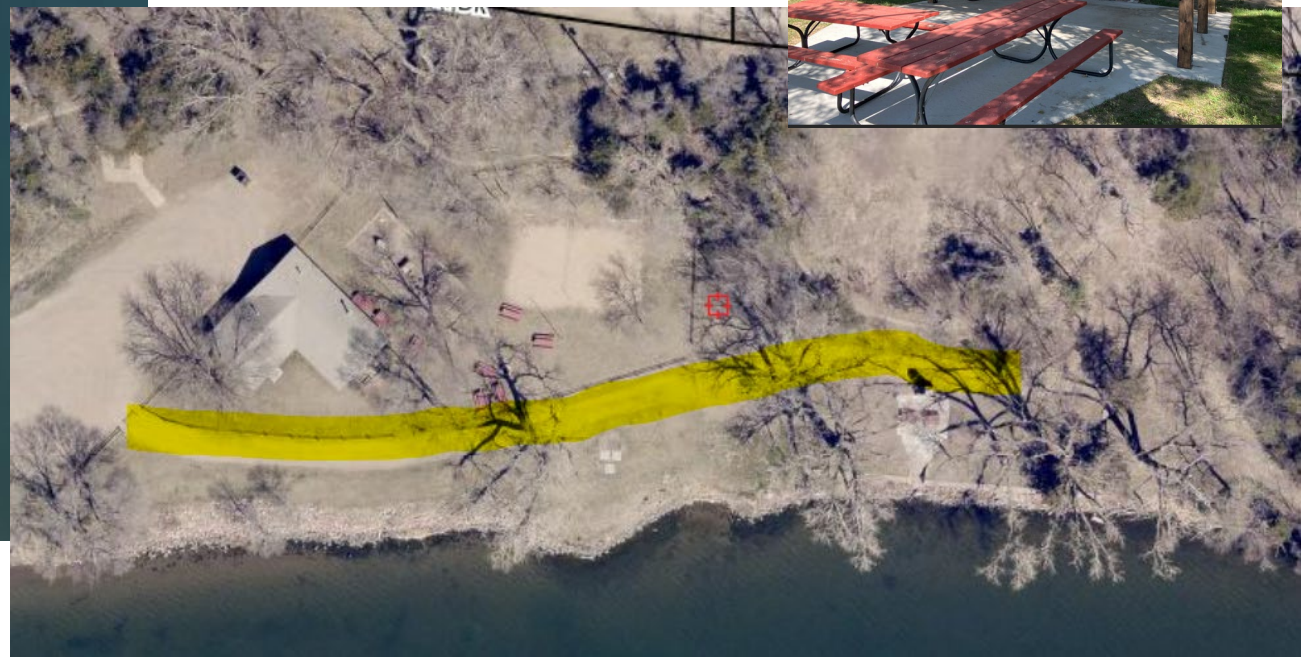

- Shelter at Jetty $25,000
- Railing on Concrete Ramp at Jetty $32,500
- ADA Trail to Shelter at Camp Arroya $20,000

City of Mitchell SOUTH DAKOTA

Rec Center Improvements- $164,000

- 4 Spin Bikes $6,000
- 2 Nusteps $15,000
- Motors & Pumps Replaced in pool pit $14,000
- Weight Room Replacement Equipment $20,000 (old equipment will go to police/fire)
- Replace Sand Filters $54,000
- Door Replacement- GBR Gym $17,500
- Replace 2 HVAC $37,500





City of Mitchell SOUTH DAKOTA

Outdoor Pool Improvements $158,500

- Refurbish Play Features $15,000
- Water Walk Pads $20,000
- Acutab dry chlorine system & new control Unit $28,000
- Surface Caulking, Refurbish $28,500
- Replace Water Heaters $67,000



City of Mitchell SOUTH DAKOTA

Improvements at the Golf Course $86,000

Funded by Golf Course Revenue

- Club House HVAC $30,000
- Drain Area by #15 Tee Box $10,000
- Bunker #7 Renovation $8,000
- Cart Path Repairs $38,000



City of Mitchell SOUTH DAKOTA

Capital Items not included in the Proposed Budget

Type	Project	Description	Fund	Department	Division	Amount
Equipment		outfront mower	Campground	Park & Rec	Campground	$ 40,000
Equipment		Bleacher Replacements	Corn Palace	Corn Palace	Corn Palace	$ 325,000
Facility		HVAC improvements	Corn Palace	Corn Palace	Corn Palace	$ 3,459,360
Facility		Farm Facts- Phase 2	Corn Palace	Corn Palace	Corn Palace	$ 10,000
Facility		S. Side Aluminum Door	Corn Palace	Corn Palace	Corn Palace	$ 63,000
Facility Improvement		Gym Floor Replacement- either this or with the subfloor for 375,000	Corn Palace	Corn Palace	Corn Palace	$ 185,000
Facility		New Stall Dividers Mens & Womens	Corn Palace	Corn Palace	Corn Palace	$ 47,943
Facility		S. Side Steel Door Replacements	Corn Palace	Corn Palace	Corn Palace	$ 56,300
Facility		Replace Freight Elevator in City Hall	General	Admin	Municipal Buildings	$ 500,000
Facility		Replace flooring in City Hall	General	Admin	Municipal Buildings	$ 40,000
Facility		repaint & repair walls in City Hall	General	Admin	Municipal Buildings	$ 10,000
Equipment		Vehicle- for Assistant Chief	General	Fire/EMS	Fire	$ 60,000
Equipment		Fitness Equipment	General	Fire/EMS	Fire	$ 8,000
Facility		Bathroom Remodel- Station 1	General	Fire/EMS	Fire	$ 50,000
Facility		LED Lights in Fire Bay	General	Fire/EMS	Fire	$ 13,100
Facility		Window & Door Replacements	General	Fire/EMS	Fire	$ 15,000
Equipment		Outfront Mower	General	Park & Rec	Cemetery	$ 27,700
Facility		Cemetery Expansion	General	Park & Rec	Cemetery	$ 500,000
Equipment		Ford Explorer- Investigations	General	Police	Police	$ 73,000
Equipment		Workout Equipment	General	Police	Police	$ 8,000
Facility		Window Replacements- Public	General	Police	Police	$ 15,000
Facility		Flooring Replacement in Briefing	General	Police	Police	$ 15,000
Facility		Replace Wall Pack Lights on	General	Police	Police	$ 5,000
Equipment		Pick up	General	Public Works	Public Works Admin	$ 48,000
Equipment		Dump Truck	General	Public Works	Street	$ 310,000
Infrastructure	Parking Lot/Alley	Camp Arroya Parking Lot- $21,850	General	Public Works	Street & Sidewalk	$ 21,850
Infrastructure	Parking Lot/Alley	Kippes Cove Parking Lot- $26,450	General	Public Works	Street & Sidewalk	$ 26,450
Equipment		Crosswalk RRFB for 1st & Mentzer	General	Public Works	Traffic	$ 28,000
Equipment		Graco Walk Behind Unit- Paint	General	Public Works	Traffic	$ 24,000
Facility Improvement		Improvements to Building at Water Treatment for Traffic	General	Public Works	Traffic	$ 500,000
Equipment		Out Front 72" mower	Park	Park & Rec	Parks	$ 40,000

Capital Items not included in the Proposed Budget

Type	Project	Description	Fund	Department	Division	Amount
Equipment		Out Front 72" mower	Park	Park & Rec	Parks	$ 40,000
Equipment		Zero Turn Mower	Park	Park & Rec	Parks	$ 16,000
Facility		Roadway Lighting at Hitchcock Park	Park	Park & Rec	Parks	$ 240,000
Facility		A/c for Camp Arroya	Park	Park & Rec	Parks	$ 22,000
Facility		Replace 4 tennis courts	Park	Park & Rec	Parks	$ 1,138,000
Facility		parking lot at Parks Shop	Park	Park & Rec	Parks	$ 85,000
Equipment		Curling Equipment	Park	Park & Rec	Recreation &	$ 15,000
Equipment		Digital Sign	Park	Park & Rec	Recreation Center	$ 80,000
Facility		New flooring in Locker rooms, adult	Park	Park & Rec	Recreation Center	$ 16,000
Facility		new Flooring- youth play area	Park	Park & Rec	Recreation Center	$ 15,000
Facility		Youth Play Area Paint	Park	Park & Rec	Recreation Center	$ 9,000
Equipment		Batters Eye- Drake replacement	Park	Park & Rec	Sports Complex	$ 54,000
Equipment		Sunshade over Drake Playground	Park	Park & Rec	Sports Complex	$ 35,500
Equipment		Permanent Steel Tables and seating	Park	Park & Rec	Sports Complex	$ 10,000
Equipment		3/4 Ton Truck (#4)- used low miles	Park	Park & Rec	Sports Complex	$ 48,000
Equipment		Snow plow for pick up	Park	Park & Rec	Sports Complex	$ 12,000
Equipment		Tractor/loader/toolcat w	Park	Park & Rec	Sports Complex	$ 96,000
Equipment		Toro Sprayer/Spreader (#11)	Park	Park & Rec	Sports Complex	$ 24,000
Equipment		Snowplow attachment for current	Park	Park & Rec	Sports Complex	$ 6,500
Equipment		Floor Scrubber- #14	Park	Park & Rec	Sports Complex	$ 26,000
Equipment		Toro Workman- #15	Park	Park & Rec	Sports Complex	$ 43,500
Equipment		Fertilizer Spreader- #23	Park	Park & Rec	Sports Complex	$ 10,500
Equipment		Drag- #17	Park	Park & Rec	Sports Complex	$ 36,000
Equipment		Cart- #18	Park	Park & Rec	Sports Complex	$ 12,000
Facility		LED lights on 8 softball fields (#26)	Park	Park & Rec	Sports Complex	$ 1,400,000
Facility		Replace Chain Link Fence- Drake	Park	Park & Rec	Sports Complex	$ 13,365
Facility		Softball, football bike path	Park	Park & Rec	Sports Complex	$ 44,000
Facility		LED Lights on A, B, and C (#26)	Park	Park & Rec	Sports Complex	$ 495,000
Facility		LED lights on Drake (#26)	Park	Park & Rec	Sports Complex	$ 395,000
Facility		Replace Cadwell Outfield Fence	Park	Park & Rec	Sports Complex	$ 225,000
Facility		Countertop Soccer Concessions	Park	Park & Rec	Sports Complex	$ 10,500
Facility		New Soccer Fence (#8)	Park	Park & Rec	Sports Complex	$ 3,500
				Total General Fund	Amount that would be needed:	$ 11,168

2027 Budget Work Session Proposed Schedule

This is the initial presentation to City Council. The Council will be making changes to this requested budget throughout the budget review process.

-

Budget Work Session Proposed Schedule:

September 14th at 5:30 PM
September 21st at 5:30 PM (prior to the Council Meeting at 6:00 PM)
September 28th at 5:30 PM
October 5 at 5:30 PM (prior to the Council Meeting at 6:00 PM).
October 13th at 5:30 PM.
October 26th at 5:30 PM- Last Chance Meeting prior to the November Hearings

*Other dates may be scheduled as needed. Dates listed may be cancelled if no longer needed.

The Annual Budget Hearings are scheduled for:
November 3: First Reading
November 17: Second Reading & Adoption

City of Mitchell SOUTH DAKOTA

Council Work Session Review Items									
Improvements, Projects, Equipment	Project	Item	Fund	Department	Division	2027 Requested	Admin Review	Mayor Changes	2027 Proposed	Council Changes
Equipment		Mower	Airport	Public Works	Airport	$ 10,000			$ 10,000	
Equipment		outfront mower	Campground	Park & Rec	Campground	$ 40,000	$ (40,000)		$ -	
Facility Improvement		Drivet on JVCC Exterior	Community	Community	JVCC	$ 20,000			$ 20,000	
Equipment		Cradle Points	Community	Community	Palace Transit	$ 7,172			$ 7,172	
Equipment		16+2 front load passenger bus	Community	Community	Palace Transit	$ 24,000			$ 24,000	
Equipment		22+2 Passenger Bus	Community	Community	Palace Transit	$ 26,471			$ 26,471	
Equipment		Bleacher Replacements	Corn Palace	Corn Palace	Corn Palace	$ 325,000	$ (325,000)		$ -	
Facility Improvement		HVAC improvements	Corn Palace	Corn Palace	Corn Palace	$ 3,459,360	$ (3,459,360)		$ -	
Facility Improvement		Farm Facts- Phase 2	Corn Palace	Corn Palace	Corn Palace	$ 10,000	$ (10,000)		$ -	
Facility Improvement		S. Side Aluminum Door Replacements	Corn Palace	Corn Palace	Corn Palace	$ 63,000	$ (63,000)		$ -	
Facility Improvement		Gym Floor Replacement	Corn Palace	Corn Palace	Corn Palace	$ 185,000	$ (185,000)		$ -	
Facility Improvement		New Stall Dividers Mens & Womens	Corn Palace	Corn Palace	Corn Palace	$ 47,943		$ (47,943)	$ -	
Facility Improvement		S. Side Steel Door Replacements	Corn Palace	Corn Palace	Corn Palace	$ 56,300	$ (56,300)		$ -	
Facility Improvement		Corn Palace Murals	Corn Palace	Corn Palace	Corn Palace	$ 150,000			$ 150,000	
Facility Improvement		Gym Floor & Subfloor Replacement	Corn Palace	Corn Palace	Corn Palace	$ 375,000			$ 375,000	
Facility Improvement		Landscaping Improvements & Streetscapes	Entertainment Tax		Community Projects	$ 100,000			$ 100,000	
Equipment		Scanner for Laser Fische	General	Admin	IT	$ 5,200			$ 5,200	
Facility Improvement		Replace Freight Elevator in City Hall	General	Admin	Municipal Buildings	$ 500,000	$ (500,000)		$ -	
Facility Improvement		Replace flooring in City Hall	General	Admin	Municipal Buildings	$ 40,000	$ (40,000)		$ -	
Facility Improvement		repaint & repair walls in City Hall	General	Admin	Municipal Buildings	$ 10,000	$ (10,000)		$ -	
Equipment		Vehichle- for Assistant Chief	General	Fire/EMS	Fire	$ 60,000	$ (60,000)		$ -	
Equipment		Fitness Equipment	General	Fire/EMS	Fire	$ 8,000	$ (8,000)		$ -	
Equipment		Ipad & Cradle Points for Trucks	General	Fire/EMS	Fire	$ 3,000			$ 3,000	
Equipment		Ladder 1 saws	General	Fire/EMS	Fire	$ 5,180			$ 5,180	
Equipment		Protective Equipment- Uniforms	General	Fire/EMS	Fire	$ 41,500			$ 41,500	
Equipment		Vehichle- for Chief	General	Fire/EMS	Fire	$ 55,000			$ 55,000	
Equipment		FFE Fire Station #2	General	Fire/EMS	Fire	$ 100,000			$ 100,000	
Equipment		3rd Fire Engine Payment	General	Fire/EMS	Fire	$ 107,775			$ 107,775	
Equipment		"new engine tools"	General	Fire/EMS	Fire	$ 150,000			$ 150,000	
Facility Improvement		Bathroom Remodel- Station 1	General	Fire/EMS	Fire	$ 50,000	$ (50,000)		$ -	
Facility Improvement		LED Lights in Fire Bay	General	Fire/EMS	Fire	$ 13,100	$ (13,100)		$ -	
Facility Improvement		Window & Door Replacements	General	Fire/EMS	Fire	$ 15,000	$ (15,000)		$ -	
Facility Improvement		Zetron Fire Alerting System Station	General	Fire/EMS	Fire	$ 87,000			$ 87,000	
Facility Improvement		Additional Funds for 2nd Station	General	Fire/EMS	Fire	$ 750,000			$ 750,000	
Equipment		Replace 17 AED, 1 New AED	General	HR	HR	$ 29,615			$ 29,615	
Equipment		Books	General	Library	Library	$ 50,000			$ 50,000	
Equipment		Outfront Mower	General	Park & Rec	Cemetery	$ 27,700	$ (27,700)		$ -	
Equipment		Autonomous Mower	General	Park & Rec	Cemetery	$ 4,300	$ (4,300)	$ 4,300	$ 4,300	
Facility Improvement		Cemetery Expansion	General	Park & Rec	Cemetery	$ 500,000	$ (500,000)		$ -	
Equipment		Ford Explorer- Investigations	General	Police	Police	$ 73,000	$ (73,000)		$ -	
Equipment		Workout Equipment	General	Police	Police	$ 8,000	$ (8,000)		$ -	
Equipment		Radar Unit	General	Police	Police	$ 3,289			$ 3,289	
Equipment		Axon Taser Contract	General	Police	Police	$ 14,370			$ 14,370	
Equipment		5 Speed Boards	General	Police	Police	$ 16,600	$ (16,600)	$ 16,600	$ 16,600	

Council Work Session Review Items									
Improvements, Projects, Equipment	Project	Item	Fund	Department	Division	2027 Requested	Admin Review	Mayor Changes	2027 Proposed	Council Changes
Equipment		Ford Explorer- Patrol	General	Police	Police	$ 73,000			$ 73,000	
Facility Improvement		Window Replacements- Public Safety Building	General	Police	Police	$ 15,000	$ (15,000)		$ -	
Facility Improvement		Flooring Replacement in Briefing Room & Halls	General	Police	Police	$ 15,000	$ (15,000)		$ -	
Facility Improvement		Replace Wall Pack Lights on Buildings	General	Police	Police	$ 5,000	$ (5,000)		$ -	
Equipment		Pick up	General	Public Works	Public Works Admin	$ 48,000	$ (48,000)		$ -	
Equipment		New Trimble Tablet	General	Public Works	Public Works Admin	$ 8,200			$ 8,200	
Equipment		Pictometery	General	Public Works	Public Works Admin	$ 12,000			$ 12,000	
Equipment		Salt/Sand	General	Public Works	Snow Removal	$ 75,000			$ 75,000	
Infrastructure	1st Avenue- Burr to Foster	1st Avenue- Burr to Foster	General	Public Works	Storm Drainage	$ 634,000			$ 634,000	
Infrastructure	6th Ave- Juanita to Sanborn	7th Ave- Juanita to Sanborn	General	Public Works	Storm Drainage	$ 925,000			$ 925,000	
Equipment		Dump Truck	General	Public Works	Street	$ 310,000	$ (310,000)		$ -	
Equipment		Concrete Saw	General	Public Works	Street	$ 13,000			$ 13,000	
Equipment		Tilt Bed Trailer	General	Public Works	Street	$ 20,000			$ 20,000	
Equipment		Gravel-Base	General	Public Works	Street	$ 25,000			$ 25,000	
Equipment		Rubber Crack Sealer	General	Public Works	Street	$ 35,000			$ 35,000	
Facility Improvement	Shop Expansion	New Addition at Street Shop	General	Public Works	Street	$ 600,000	$ (600,000)	$ 227,675	$ 227,675	
Infrastructure	Parking Lot/Alley	Camp Arroya Parking Lot- $21,850	General	Public Works	Street & Sidewalk	$ -			$ -	
Infrastructure	Parking Lot/Alley	Kippes Cove Parking Lot- $26,450	General	Public Works	Street & Sidewalk	$ -			$ -	
Infrastructure	Parking Lot/Alley	Lions Point Park Parking Lot- $20,700	General	Public Works	Street & Sidewalk	$ -		$ 20,700	$ 20,700	
Infrastructure		Hazardous Sidewalk Repair	General	Public Works	Street & Sidewalk	$ 25,000			$ 25,000	
Infrastructure	Parking Lot/Alley	Flight Center Parking Lot at Airport	General	Public Works	Street & Sidewalk	$ 40,000			$ 40,000	
Infrastructure	Overlay	E. Hackberry- Landon to Burr	General	Public Works	Street & Sidewalk	$ 56,000			$ 56,000	
Infrastructure		Chip Seal Aggregate	General	Public Works	Street & Sidewalk	$ 60,000			$ 60,000	
Infrastructure	Overlay	Pebble Beach R.- Thunderbird to Ohlman	General	Public Works	Street & Sidewalk	$ 82,000			$ 82,000	
Infrastructure	Overlay	N.Marshall St 1st to 5th	General	Public Works	Street & Sidewalk	$ 97,000			$ 97,000	
Infrastructure	Overlay	Kippes Cove	General	Public Works	Street & Sidewalk	$ 154,500			$ 154,500	
Infrastructure	Overlay	S. Rowley Norway to Havens	General	Public Works	Street & Sidewalk	$ 180,000			$ 180,000	
Infrastructure		Gravel-Base	General	Public Works	Street & Sidewalk	$ 300,000			$ 300,000	
Infrastructure		Chip Seal Asphalt	General	Public Works	Street & Sidewalk	$ 350,000			$ 350,000	
Infrastructure		Sidewalk Construction	General	Public Works	Street & Sidewalk	$ 430,000			$ 430,000	
Equipment		Crosswalk RRFB for 1st & Mentzer	General	Public Works	Traffic	$ 28,000	$ (28,000)		$ -	
Equipment		Graco Walk Behind Unit- Paint	General	Public Works	Traffic	$ 24,000	$ (24,000)		$ -	
Equipment		Graphic Sign Plotter	General	Public Works	Traffic	$ 9,000			$ 9,000	
Facility Improvement		Traffic	General	Public Works	Traffic	$ 500,000		$ (500,000)	$ -	
Infrastructure		Repaint Sanborn- Epoxy	General	Public Works	Traffic	$ 100,000			$ 100,000	
Facility Improvement		Bunker #7 Rennovation	Golf	Park & Rec	Golf	$ 8,000			$ 8,000	
Facility Improvement		Drain Area by #15 Tee Box	Golf	Park & Rec	Golf	$ 10,000			$ 10,000	
Facility Improvement		Club House HVAC Replacement	Golf	Park & Rec	Golf	$ 30,000			$ 30,000	
Facility Improvement		Cart Path Repairs	Golf	Park & Rec	Golf	$ 38,000			$ 38,000	
Equipment		Out Front 72" mower	Park	Park & Rec	Parks	$ 40,000	$ (40,000)		$ -	
Equipment		Zero Turn Mower	Park	Park & Rec	Parks	$ 16,000	$ (16,000)		$ -	
Facility Improvement		A/c for Camp Arroya	Park	Park & Rec	Parks	$ 22,000		$ (22,000)	$ -	
Facility Improvement		Replace 4 tennis courts	Park	Park & Rec	Parks	$ 1,138,000	$ (1,138,000)		$ -	

	Council Work Session Review Items										
	Improvements, Projects, Equipment	Project	Item	Fund	Department	Division	2027 Requested	Admin Review	Mayor Changes	2027 Proposed	Council Changes
90	Facility Improvement		parking lot at Parks Shop	Park	Park & Rec	Parks	$ 85,000	$ (85,000)		$ -	
91	Facility Improvement		Lights along Hitchcock Park- $240,000	Park	Park & Rec	Parks	$ -			$ -	
92	Facility Improvement		ADA trail to Shelter at Camp Arroya	Park	Park & Rec	Parks	$ 20,000			$ 20,000	
93	Facility Improvement		Shelter at Jetty	Park	Park & Rec	Parks	$ 25,000			$ 25,000	
94	Facility Improvement		Heaters for outdoor bathrooms	Park	Park & Rec	Parks	$ -		$ 25,000	$ 25,000	
95	Facility Improvement		Trees	Park	Park & Rec	Parks	$ 30,000			$ 30,000	
96	Facility Improvement		Railing on Concrete Ramp at Jetty	Park	Park & Rec	Parks	$ 32,500			$ 32,500	
97	Facility Improvement		Restroom at Dry Run Creek Park (replace)	Park	Park & Rec	Parks	$ 150,000	$ (150,000)	$ 40,000	$ 40,000	
98	Facility Improvement		Splash Pad at Hitchcock Park	Park	Park & Rec	Parks	$ 800,000		$ 200,000	$ 1,000,000	
99	Equipment		Curling Equipment	Park	Park & Rec	Recreation & Aquatics	$ 15,000	$ (15,000)		$ -	
100	Equipment		Water Walk Pads (replacement)	Park	Park & Rec	Recreation & Aquatics	$ 20,000	$ (20,000)	$ 20,000	$ 20,000	
101	Equipment		Accutab dry chlorine system w/new control unit	Park	Park & Rec	Recreation & Aquatics	$ 28,000			$ 28,000	
102	Equipment		Water Heaters (replacement)	Park	Park & Rec	Recreation & Aquatics	$ 67,000			$ 67,000	
103	Facility Improvement		Refurbish Play Features at Outdoor Pool	Park	Park & Rec	Recreation & Aquatics	$ 15,000			$ 15,000	
104	Facility Improvement		Surface Caulking- Refurbish outdoor pool	park	Park & Rec	Recreation & Aquatics	$ 28,500			$ 28,500	
105	Equipment		Digital Sign	Park	Park & Rec	Recreation Center	$ 80,000	$ (80,000)		$ -	
106	Equipment		4 spin Bikes	Park	Park & Rec	Recreation Center	$ 6,000			$ 6,000	
107	Equipment		Motors, pumps pool pit	park	Park & Rec	Recreation Center	$ 14,000			$ 14,000	
108	Equipment		3 Nusteps	Park	Park & Rec	Recreation Center	$ 22,500		$ (7,500)	$ 15,000	
109	Equipment		Weight Rroom Replacement Equipment	park	Park & Rec	Recreation Center	$ 20,000	$ (20,000)	$ 20,000	$ 20,000	
110	Equipment		replace sand in filters, indoor pool	Park	Park & Rec	Recreation Center	$ 54,000			$ 54,000	
111	Facility Improvement		New flooring in Locker rooms, adult lound, cardio room	Park	Park & Rec	Recreation Center	$ 16,000	$ (16,000)		$ -	
112	Facility Improvement		new Flooring- youth play area	Park	Park & Rec	Recreation Center	$ 15,000	$ (15,000)		$ -	
113	Facility Improvement		Youth Play Area Paint	Park	Park & Rec	Recreation Center	$ 9,000	$ (9,000)		$ -	
114	Facility Improvement		Door Replacement- GBR gym	Park	Park & Rec	Recreation Center	$ 17,500			$ 17,500	
115	Facility Improvement		Replace 2 HVAC	Park	Park & Rec	Recreation Center	$ 37,500			$ 37,500	
116	Equipment		Batters Eye- Drake replacement (#10)	Park	Park & Rec	Sports Complex	$ 54,000		$ (54,000)	$ -	
117	Equipment		Sunshade over Drake Playground (#24)	Park	Park & Rec	Sports Complex	$ 35,500	$ (35,500)		$ -	
118	Equipment		Permanent Steel Tables and seating for Ice Arena Lobby (#16)	Park	Park & Rec	Sports Complex	$ 10,000	$ (10,000)		$ -	
119	Equipment		3/4 Ton Truck (#4)- used low miles	Park	Park & Rec	Sports Complex	$ 48,000	$ (48,000)		$ -	
120	Equipment		Snow plow for pick up (replacement)- #5	Park	Park & Rec	Sports Complex	$ 12,000	$ (12,000)		$ -	
121	Equipment		Tractor/loader/toolcat w attachments (replacement) - #21	Park	Park & Rec	Sports Complex	$ 96,000	$ (96,000)		$ -	
122	Equipment		Toro Sprayer/Spreader (#11)	Park	Park & Rec	Sports Complex	$ 24,000	$ (24,000)		$ -	
123	Equipment		Snowplow attachment for current toolcat - #20	Park	Park & Rec	Sports Complex	$ 6,500	$ (6,500)		$ -	
124	Equipment		Floor Scrubber- #14	Park	Park & Rec	Sports Complex	$ 26,000	$ (26,000)		$ -	
125	Equipment		Toro Workman- #15	Park	Park & Rec	Sports Complex	$ 43,500	$ (43,500)		$ -	
126	Equipment		Fertilizer Spreader- #23	Park	Park & Rec	Sports Complex	$ 10,500	$ (10,500)		$ -	
127	Equipment		Drag- #17	Park	Park & Rec	Sports Complex	$ 36,000	$ (36,000)		$ -	
128	Equipment		Cart- #18	Park	Park & Rec	Sports Complex	$ 12,000	$ (12,000)		$ -	
129	Equipment		Sports Scheduling Software	Park	Park & Rec	Sports Complex	$ 6,200			$ 6,200	
130	Equipment		Dumpsters- #7	Park	Park & Rec	Sports Complex	$ 7,100			$ 7,100	

	Council Work Session Review Items										
	Improvements, Projects, Equipment	Project	Item	Fund	Department	Division	2027 Requested	Admin Review	Mayor Changes	2027 Proposed	Council Changes
131	Equipment		Walk Behind Reel-type Mower for Cadwell Infield- #13	Park	Park & Rec	Sports Complex	$ 10,000			$ 10,000	
132	Equipment		Outdoor Trash Cans at Sports Complex	Park	Park & Rec	Sports Complex	$ 20,400			$ 20,400	
133	Equipment		Rental Skates and Skate Aids (replacement) (#12)	Park	Park & Rec	Sports Complex	$ 25,050			$ 25,050	
134	Equipment		Replace Backstop and Dugouts on Field A	Park	Park & Rec	Sports Complex	$ 125,000		$ (75,000)	$ 50,000	
135	Equipment		Olympia Ice Groomer (replacement- #6)	Park	Park & Rec	Sports Complex	$ 160,000			$ 160,000	
136	Facility Improvement		LED lights on 8 softball fields (#26)	Park	Park & Rec	Sports Complex	$ 1,400,000	$ (1,400,000)		$ -	
137	Facility Improvement		Replace Chain Link Fence- Drake (#9)	Park	Park & Rec	Sports Complex	$ 13,365	$ (13,365)		$ -	
138	Facility Improvement		restorations (#17)	Park	Park & Rec	Sports Complex	$ 44,000	$ (44,000)		$ -	
139	Facility Improvement		LED Lights on A, B, and C (#26)	Park	Park & Rec	Sports Complex	$ 495,000	$ (495,000)		$ -	
140	Facility Improvement		LED lights on Drake (#26)	Park	Park & Rec	Sports Complex	$ 395,000	$ (395,000)		$ -	
141	Facility Improvement		Replace Cadwell Outfield Fence	Park	Park & Rec	Sports Complex	$ 225,000		$ (225,000)	$ -	
142	Facility Improvement		Countertop Soccer Concessions (#25)	Park	Park & Rec	Sports Complex	$ 10,500	$ (10,500)		$ -	
143	Facility Improvement		New Soccer Fence (#8)	Park	Park & Rec	Sports Complex	$ 3,500	$ (3,500)		$ -	
144	Facility Improvement		Landscaping Improvements at Monroe Park	Park	Park & Rec	Sports Complex	$ 8,500			$ 8,500	
145	Facility Improvement		Monroe Park Sidewalk along edmunds street- retaining wall (#3)	Park	Park & Rec	Sports Complex	$ 12,000	$ (12,000)	$ 12,000	$ 12,000	
146	Facility Improvement		(#22)	Park	Park & Rec	Sports Complex	$ 16,000			$ 16,000	
147	Facility Improvement		Tuckpoint Cadwell Dugouts & replace sidewalk behind 3rd base (#19)	Park	Park & Rec	Sports Complex	$ 20,000	$ (20,000)	$ 20,000	$ 20,000	
148	Facility Improvement		New Drake/ ABC Restroom (with storage) (#1)	Park	Park & Rec	Sports Complex	$ 333,000		$ (183,000)	$ 150,000	
149	Equipment		Compactor	Sanitation	Public Works	Landfill	$ 1,100,000			$ 1,100,000	
150	Facility Improvement	Shop Expansion	New Addition at Street Shop	Sanitation	Public Works	Landfill	$ 186,182			$ 186,182	
151	Facility Improvement		3rd of 10 Payments- Landfill expansion	Sanitation	Public Works	Landfill	$ 348,000			$ 348,000	
152	Infrastructure		Zwall at Landfill	Sanitation	Public Works	Landfill	$ 525,000			$ 525,000	
153	Infrastructure		Manhole Rehabilitation	Sewer	Public Works	Collection	$ 100,000			$ 100,000	
154	Infrastructure		CIPP	Sewer	Public Works	Collection	$ 200,000			$ 200,000	
155	Infrastructure	6th Ave- Juanita	Waste Water Replacement	Sewer	Public Works	Collection	$ 1,051,500			$ 1,051,500	
156	Infrastructure	1st Avenue- Burr	Waste Water Replacement	Sewer	Public Works	Collection	$ 1,415,000			$ 1,415,000	
157	Equipment		Pick Up	Water	Public Works	Distribution	$ 48,000			$ 48,000	
158	Equipment		Valve Exerciser	Water	Public Works	Distribution	$ 60,000			$ 60,000	
159	Equipment		TGB Base Station	Water	Public Works	Distribution	$ 70,000			$ 70,000	
160	Facility Improvement	Shop Expansion	New Addition at Street Shop	Water	Public Works	Distribution	$ 186,163			$ 186,163	
161	Infrastructure		Valve Replacements- Contracted	Water	Public Works	Distribution	$ 75,000			$ 75,000	
162	Infrastructure		Valve Replacements- City	Water	Public Works	Distribution	$ 75,000			$ 75,000	
163	Infrastructure		Development Fund	Water	Public Works	Distribution	$ 600,000			$ 600,000	
164	Infrastructure	1st Avenue- Burr	Water Replacement	Water	Public Works	Distribution	$ 2,000,000			$ 2,000,000	
165	Infrastructure	6th Ave- Juanita	Water Replacement	Water	Public Works	Distribution	$ 2,150,000			$ 2,150,000	
166											
167							$ 29,718,535	$ (10,866,725)	$ (508,168)	$ 18,343,642	
168										$ -	

Council Work Session Review Items

Improvements, Projects, Equipment	Project	Item	Fund	Department	Division	2027 Requested	Admin Review	Mayor Changes	2027 Proposed	Council Changes
Design, Engineering & Other Professional Services for Capital Projects			**Fund**	**Department**		**2027 Request**	**Admin Review**	**Mayor Changes**	**2027 Proposed**	**Council Changes**
Professional Design	12th & Main Signal Design		General	Public Works	Street & Sidewalk	$ 60,000			$ 60,000	
Professional Services	AE2s Modeling Support		Water	Public Works	Distribution	$ 10,000			$ 10,000	
Professional Design	12th - from Minnesota to Lawler & 11th from Lawler to		Water	Public Works	Distribution	$ 260,000			$ 260,000	
Professional Design	12th - from Minnesota to Lawler		Sewer	Public Works	Collection	$ 175,000			$ 175,000	
						$ 505,000	**$ -**	**$ -**	**$ 505,000**	

Subsidies		2024 Approved	2025 Approved	2026 Approved	2027 Application	Admin Review	Mayor Changes	2027 Proposed	Council Changes
General Fund	*Total Funding Amount*	$ 380,000.00	$ 448,000	$ 381,939		$ 345,160	$ (100,000)	$ 245,160	
	Court Appointed Special Advocates (CASA)	$ -	$ 5,000	$ 5,000	$ 10,000			$ 5,000	
	Dakota Counseling	$ 13,000	$ 13,000	$ 13,000	$ 14,300			$ 13,000	
	DHDA- Dakota Heartland Development Development	$ 25,000	$ 25,000	$ 25,000	$ 25,000			$ 25,000	
	Exchange Club Fireworks	$ 10,000	$ 10,000	$ 15,660	$ 15,660			$ 15,660	
	Horseman's Sports Incoporated (HSI)	$ -	$ -	$ 36,779	$ 70,762			$ -	
	MADC- Mitchell Area Development Corporation	$ 167,000	$ 182,000	$ 182,000	$ 192,000		$ (100,000)	$ 82,000	
	Mitchell Area Historical Society	$ -	$ 25,000	$ -	$ 6,000			$ -	
	Mitchell Municipal Band	$ 11,000	$ 11,500	$ 14,500	$ 15,700			$ 14,500	
	Mitchell Prehistoric Indigenous Archaeological Site & Museum	$ 19,000	$ 19,000	$ 25,000	$ 25,000			$ 25,000	
	MMS&B- Mitchell Main Street & Beyond	$ 40,000	$ 45,000	$ 50,000	$ 55,000			$ 50,000	
	ROCS				$ 4,062			$ -	
	Safe Place of Eastern SD (formerly Mitchell Safehouse)	$ 20,000	$ 20,000	$ 15,000	$ 20,000			$ 15,000	
Entertainment Tax Fund	*Total Funded\ Amount*	$ 250,000.00	$ 262,500	$ 262,500		$ 262,500	$ -	$ 262,500	
	CVB- Convention & Visitors Bureau	$ 250,000	$ 262,500	$ 262,500	$ 275,000			$ 262,500	
		$ 630,000	**$ 710,500**	**$ 644,439**	**$ 728,484**	$ 607,660		**$ 1,015,320**	**$ -**

Council Work Session Review Items										
Improvements, Projects, Equipment	Project	Item	Fund	Department	Division	2027 Requested	Admin Review	Mayor Changes	2027 Proposed	Council Changes
Council Discussion/Review Items						Discussion			in 2027 Proposed Budget	Council Changes
Park- Pool Repairs										
Added $100,000 for internal economic Development Position- reduced MADC		Mayor's request								
						$ -	$ -		$ -	$ -

Revenue Changes		Fund			2027 Proposed	Council Changes

Subsidy Application Funding History

Fund		2018 Approved	2019 Approved	2020 Approved	2021 Approved	2022 Approved	2023 Approved	2024 Approved	2025 Approved	2026 Approved	2027 Application	2027 Proposed Budget
GF	A.C.T- Area Community Theater								$ 42,500			
GF	CASA	$ 4,000	$ 3,000	$ 3,000	$ 2,250	$ 3,000	$ -	$ -	$ 5,000	$ 5,000	**$ 10,000**	$ 5,000
GF	Cornerstone Career Learning Center											
GF	Dakota Counseling	$ 50,000	$ 40,000	$ 35,000	$ 26,250	$ 26,250	$ 13,000	$ 13,000	$ 13,000	$ 13,000	**$ 14,300**	$ 13,000
GF	DHDA- Dakota Heartland Development Association (Regional Economic Development)	$ 30,000	$ 30,000	$ 30,000	$ 30,000	$ 30,000	$ 25,000	$ 25,000	$ 25,000	$ 25,000	**$ 25,000**	$ 25,000
GF	Exchange Club- Fireworks Display	$ 10,000	$ 10,000	$ 10,000	$ 7,500	$ 10,000	$ 10,000	$ 10,000	$ 10,000	$ 15,660	**$ 15,660**	$ 15,660
	Horsemen's Sports Incorporated (HSI)									$ 36,778	**$ 70,762**	$ -
GF	Lifequest	$ 90,000	$ 9,000	$ 9,000	$ 6,750	$ 9,000	$ 8,000					
GF	MADC- Mitchell Area Development Corporation	$ 143,000	$ 143,000	$ 167,000	$ 167,000	$ 167,000	$ 167,000	$ 167,000	$ 182,000	$ 182,000	**$ 192,000**	$ 82,000
GF	MAHI- Mitchell Area Housing Incorporated						$ 75,000	$ 75,000	$ 50,000			
GF	Mitchell Area Historical Society								$ 25,000		$ 6,000	$ -
GF	Mitchell Municipal Band	$ 10,250	$ 10,250	$ 10,250		$ 12,540	$ 11,000	$ 11,000	$ 11,500	$ 14,500	$ 15,700	$ 14,500
GF	Mitchell Prehistoric Indigenous Archaeological Site & Museum	$ 15	$ 16,500	$ 15,000	$ 11,250	$ 13,000	$ 13,000	$ 19,000	$ 19,000	$ 25,000	$ 25,000	$ 25,000
GF	MMS&B- Mitchell Main Street & Beyond	$ 35,000	$ 35,000	$ 35,000	$ 26,250	$ 35,000	$ 35,000	$ 40,000	$ 45,000	$ 50,000	$ 55,000	$ 50,000
GF	ROCS										$ 4,062	$ -
GF	Safe Place of Eastern SD (formerly Mitchell Safehouse)	$ 4,500	$ 4,500	$ 4,500	$ 3,375	$ 4,500	$ 20,000	$ 20,000	$ 20,000	$ 15,000	$ 20,000	$ 15,000
Ent. Tax	Convention & Visitors Bureau	$ 273,000	$ 273,000	$ 273,000	$ 250,000	$ 250,000	$ 250,000	$ 250,000	$ 262,500	$ 262,500	$ 275,000	$ 262,500
Summary		**$ 649,765**	**$ 574,250**	**$ 591,750**	**$ 530,625**	**$ 560,290**	**$ 627,000**	**$ 630,000**	**$ 710,500**	**$ 644,438**	**$ 728,484**	**$ 507,660**
										Increase from 2026 Awarded	$ 84,046	
										Percentage Increase	13%	

Dakota Heartland Development Association

601 N. Main Street
Mitchell, SD 57301
605/996-1140

Stephanie Ellwein, City Administrator
City of Mitchell
612 N. Main Street Mitchell, SD 57301

July 28, 2026

Dear Ms. Ellwein,

Please accept the attached FY 2027 City Subsidy Funding Application and additional requested documentation on behalf of the Dakota Heartland Development Association (DHDA).

If you have additional questions regarding this request, please feel free to contact me at your earliest convenience.

Thank you for your time, attention and professionalism.

Warm Regards,

David Lambert
Director of Regional Development

attachments

APPLICATION FOR 2027 SUBSIDY OF CITY FUNDS

Applicant: Dakota Heartland Development Association

Address: 601 N. Main Street Mitchell, SD 57301

Telephone: 605/999-8749

Contact (individual responsible for the project):

Name: David Lambert

Title: Director of Regional Development

Address: 601 N. Main Street Mitchell, SD 57301

Telephone: [redacted]

Email: [redacted]

Applicant is:

- ☒ **nonprofit organization**
- ☐ **government agency**
- ☐ **for-profit business**
- ☐ **an individual**
- ☐ **other** Click or tap here to enter text.

Amount Requested: $ 25,000

1. **Subsidy Intended Use:** What (specifically) will the subsidy be used for, and what is the public benefit?

Dakota Heartland receives most of its funding—73%—from community contributions. Of that total budget, the City of Mitchell contributes an amount that represents 22% of the total budget. Although funding is categorized into areas such as personnel, communications, and administrative expenses, the City's contribution is not allocated to a specific category. Instead, it is combined with other funding sources to help cover all expense categories.

A. Advertising: If any portion of the subsidy will be used for advertising, please provide the analytics for the advertising dollars spent in previous years, and an itemization of where the advertising dollars will be spent with the subsidy funds.

Dakota Heartland does not use it's funding for advertising as member communities utilize their own budgets for advertising.

B. Wages: If any portion of the subsidy will be used for wages, please list the positions funded and what percentage of the wage the subsidy covers. Please include job descriptions and wages for the positions funded by the subsidy.

Attached is the Dakota Heartland budget for 2025-26 which indicates that wages for the single paid staff person is $71,610. A copy of the job description for the Director of Regional Development is attached as requested.

2. Goals: Describe measurable goals that you intend to accomplish in the next year that are directly funded by the subsidy and describe how you will measure your performance towards those goals.

Dakota Heartland's goals are guided by the priorities of local community development corporations.

*Currently, all five local development corporations are prioritizing **AFFORDABLE HOUSING CREATION**.*

- *Corsica, Tripp, Parkston, White Lake and Armour are actively developing single-family housing.*
- *Tripp is currently the most aggressive community with three single-family homes being sold in the next 12 months.*
- ***Measurable Goals:** Tripp, Armour, Corsica, White Lake and Parkston will be utilizing the Governor's Home program to sell at least one new home on in-fill lots. In addition, Parkston is working with Jensen DesignBuild in building a $2.7 million, 12-Unit Apartment Complex to be completed in 2027.*

***CHILDCARE** continues to be needed in all five communities.*

Measurable Goals:

- *Parkston, Armour and White Lake continue to financially support their State-Licensed Community Childcare facilities;*
- *Corsica and Tripp have been exploring appropriate ways to support additional childcare spaces including working with the local churches and or School District for solutions.*

***BUSINESS PARK EXPANSION** continues to be a key focus for retention/expansion and new business development.*

Measurable Goals:

- ***Parkston and Corsica** are actively working on business park expansion to accommodate future growth.*
- ***Armour, Tripp, and White Lake** are concentrating efforts on revitalizing existing Main Street buildings or*

utilizing undeveloped (greenfield) land for future business opportunities.

A. Previous Subsidy Goals/Performance: If you received a subsidy in previous years, please provide the most recent goal and performance measure of that goals for the previous year subsidy.

Corsica – *Goal: Create a new business park for retention/expansion/new business development. Results: Corsica completed a $2.5M, 24-acre, 11 lot business park in July, 2025. Since the opening, a new 7,000 sq. ft. commercial building has been completed for Bazen Woodworking. In addition, Graham Tire will be opening a new 8,500 sq. ft. commercial and agricultural tire center in the Northwest corner of the park.*

Armour *– Goal: Create at least one new affordable single-family home in 2026. Results: Utilizing the Governor's Home program and a qualified buyer, sold the home on an existing in-fill lot in 2026.*

White Lake *– Goal: Fill the need for affordable single-family housing in 2026. Results: Working with the City of White Lake focuses on identifying and capturing in-fill lots for redevelopment utilizing the Governor's Home program.*

Parkston *– Goal: Assist local Agri-Business with expansion into value-added ag processing. Results: After acquiring 42 acres of land, Kaylor Agri-Services has expanded their operation with several more businesses to expand into the park in 2027. The development corp. continues to seek additional funding for needed infrastructure, including the need for turning lanes into the business park off SD Hwy. 44.*

Tripp *– Goal: Develop three affordable single-family housing units in the next three years. Results: Working with Iseman's Homes in Sioux Falls the community has received a stick-built home utilizing for the first-time ever, SD Housing's Housing Opportunity Funding (HOF) Program to make the project feasible. In addition, two governor's homes have recently been delivered*

3. Measurement: What will the subsidy requested accomplish for the City of Mitchell? How will you measure the benefit to the public? (Please list the specific actions & measurable results.) How do these measurable goals align with City priorities? (The measurement has to be tied to the subsidy and cannot include inflation driven numbers.)

Mitchell serves as a regional hub for growth and prosperity. Data shows that approximately 40% of Mitchell's workforce resides outside the city limits, highlighting the city's strong connection to the surrounding communities. Additionally, much of Mitchell's sales tax revenue comes from products and services sold to residents throughout the broader trade area.

The success of Mitchell and the surrounding 45-mile region is interconnected—when the region prospers, so does Mitchell. Financial support that enables technical assistance across the region has been a key factor in turning survival into sustained growth.

Supporting Dakota Heartland continues to be a strategic investment in Mitchell's long-term growth, sustainability, and regional pull.

4. Previous Subsidy: If you received a subsidy last year, please itemize how the dollars were spent, provide the goal you established for the subsidy, and the measurements that were used to assess the success of the goal. Was the goal obtained? Why or why not?

Dakota Heartland has received financial support from the City for the past 19 years. While it is challenging to quantify the exact return on investment for each of the five communities without outlining the details of every project over time, the impact is both meaningful and lasting.

Community development should never be defined by short-term results alone – but by sustained planning, coordination, and implementation across financial, legal, marketing, and technical areas. Success has come gradually—through consistent effort and strategic planning—not overnight.

To truly understand the value of this investment, speak with the leaders of each of the five communities. They can share both the measurable outcomes and the deeper, qualitative effects that long-term, sustained development efforts have had on their towns.

5. Competition: Does your organization compete or provide a service that private enterprise is currently providing? If your entity is competing, why is the subsidy necessary for your organization?

Dakota Heartland is the only regional organization solely dedicated to strengthening the private sector economy in the Mitchell area. It works both independently with individual businesses and collaboratively with regional communities to enhance local economic foundations.

The organization's efforts focus on increasing financial prosperity by supporting business growth, creating jobs, generating sales tax revenue, and encouraging capital investment in equipment and real estate.

6. Subsidy as a percent of income: What is the subsidy/income % for your organization? Please provide documentation as to how you calculated this percentage. *If your subsidy exceeds 50% your financials are required to be made available publicly as part of the subsidy process.*

Currently, the request from Dakota Heartland is 23% ($25,000) of a total organizational budget of $106,786.

7. Please list all sources of private investment or contributions aside from your subsidy request.

Six funding categories comprise the heart of Dakota Heartland's contributions and include:

1) *Communities*
2) *Banking*
3) *Utilities*
4) *Health Care*
5) *Agri-Business*
6) *Professional Services*

8. Do you receive any federal funding. If so, how much is received and from what source?
Dakota Heartland currently receives no federal funding.

Certification
Acting as the duly authorized representative for the described project and its sponsoring organization/agency/business, I certify that the information submitted is correct to the best of my knowledge and belief and submit this request for funding to the City of Mitchell.

Name: David Lambert
Title: Director of Regional Development

☒ By checking this box, I acknowledge my agreement to the above certification.

☒ By checking this box, I acknowledge I have included my most recent financial statements are required by the application for funds.

☒ By checking this box, I acknowledge that the required reports from the previous subsidy (if applicable) have been submitted to the City prior to the July 1st application opening period. I also understand that failure to do so will automatically disqualify this application.

☒ By checking this box, I acknowledge the reporting requirements for receipt of City Subsidy Funds.

☒ By checking this box, I acknowledge that if more than 50% of the organization's annual income comes from City Subsidy funds, the organization cannot financially support candidates or ballot issues.

☒ By checking this box, I acknowledge that Subsidies that are more than 50% of the organization's annual income are required to have publicly available financials. *(This includes in the past two years, or the subsidy application year)*.

Date: July 28, 2026

Director of Regional Development

Employed by: Mitchell Area Chamber /Development Corporation under a contract with members of Dakota Heartland Development Association.
Reports to: Executive Director of Mitchell Area Development Corp.
Salary: Dependent upon Qualifications

Position Overview:

The Mitchell (South Dakota) Area Development Corp.(MADC) is seeking a Director of Regional Development to build, implement, and manage a newly created regional economic development outreach effort in a six-county area surrounding Mitchell. Under a contract-for-services with member communities of the Dakota Heartland Development Association (DHDA), and under the direct supervision of the MADC Executive Director, the position directs, manages and coordinates operations of the association with its stated mission to promote business, industrial and job development in the member communities and to implement the goals and objectives as set by the DHDA Board. Maintaining a collaborative working relationship with community, regional and state partners in the areas of economic development is critical to the success of the position.

Major Responsibilities:

The successful applicant will demonstrate ability to:

- ✓ Work with member communities to review and develop an individualized economic development strategy;
- ✓ Provide direction and become an advocate for member communities and the region to promote the area;
- ✓ Maintain information on business assistance programs, economic trends, demographics, labor, etc.;
- ✓ Engage in project management activities, including the recruitment of new industry, retention/expansion of existing business and the assistance of new business development;
- ✓ Produce confidential, comprehensive, and customized proposals using a variety of media;
- ✓ Share a practical knowledge of the commercial real estate field and federal/state grants and incentives;
- ✓ Partner with statewide organizations to promote regional economic development opportunities; and
- ✓ Solicit investments in DHDA and maintain current investor relationships.

Characteristics and Skills Required:

The successful applicant will possess:

- ✓ An ability to be an effective relationship builder through a compelling positive personality;
- ✓ Strong leadership and networking skills and the ability to build partnerships with government officials, business leaders, regional and state partners and other organizations;
- ✓ Keen communication skills, both verbal and written, and skills in conflict management and negotiations;
- ✓ An ability to be self-motivated and a self-starter and willing to work hard for the good of the region;
- ✓ An ability to develop and implement programs for marketing (including public relations and other forms of advertising), business attraction and business retention efforts, development proposals, budget formulation, policy development and membership recruitment; and
- ✓ An ability to be recognized as a leader and authoritative voice of successful development in the region.

Education and Experience:

Equivalent to graduation from a four-year college or university with major coursework in business or public administration, economics, planning, economic development, or a closely related field and five years of professional experience in related field. A Master's Degree in one of the fields outlined above is preferred. Membership in a related professional organization and designation as a Certified Economic Developer is highly desired.

To Apply: ***Bryan Hisel, Executive Director, Mitchell Area Development Corp., bhiselmadc@santel.net***

Mitchell Area Development Corporation

(A Nonprofit Organization)

Independent Auditor's Report
and Combined Financial Statements

For the Years Ended
September 30, 2025 (Audited) and 2024 (Reviewed)

DRAFT

Mitchell Area Development Corporation
Table of Contents

Page

Independent Auditor's Report on Internal Control Over Financial Reporting and On Compliance and Other Matters Based on an Audit of Financial Statements Performed in Accordance with *Government Auditing Standards* ---------- 1-2

Independent Auditor's Report on Compliance for Each Major Program and On Internal Control Over Compliance Required by the Uniform Guidance ---------- 3-5

Schedule of Prior and Current Audit Findings and Questioned Costs ---------- 6-8

Corrective Action Plan (Unaudited) ---------- 9

Independent Auditor's Report ---------- 10-12

Combined Financial Statements

Combined Statements of Financial Position ---------- 13
Combined Statements of Activities ---------- 14
Combined Statements of Functional Expenses ---------- 15-16
Combined Statements of Cash Flows ---------- 17

Notes to Combined Financial Statements ---------- 18-24

Supplementary Information ---------- 25
Schedule of Expenditures of Federal Awards ---------- 26
Combining Statement of Financial Position-September 30, 2025 ---------- 27
Combining Statement of Financial Position-September 30, 2024 ---------- 28
Combining Statement of Activities –Year ended September 30, 2025 ---------- 29
Combining Statement of Activities –Year ended September 30, 2024 ---------- 30

DRAFT

Independent Auditor's Report on Internal Control over Financial Reporting and on Compliance and Other Matters Based on an Audit of Financial Statements Performed in Accordance with *Government Auditing Standards*

To the Board of Directors
Mitchell Area Development Corporation
Mitchell, South Dakota

We have audited, in accordance with auditing standards generally accepted in the United States of America and the standards applicable to financial audits contained in *Government Auditing Standards,* issued by the Comptroller General of the United States, the financial statements of Mitchell Area Development Corporation, which comprise the combined statements of financial position as of September 30, 2025, and the related combined statements of activities, functional expenses, and cash flows for the year then ended, and the related notes to the combined financial statements, and have issued our report thereon dated DATE.

Report on Internal Control Over Financial Reporting

In planning and performing our audit of the financial statements, we considered Mitchell Area Development Corporation's internal control over financial reporting (internal control) as a basis for designing audit procedures that are appropriate in the circumstances for the purpose of expressing our opinions on the financial statements, but not for the purpose of expressing an opinion on the effectiveness of Mitchell Area Development Corporation's internal control. Accordingly, we do not express an opinion on the effectiveness of Mitchell Area Development Corporation's internal control.

A *deficiency in internal control* exists when the design or operation of a control does not allow management or employees, in the normal course of performing their assigned functions, to prevent, or detect and correct misstatements on a timely basis. A *material weakness* is a deficiency, or a combination of deficiencies, in internal control such that there is a reasonable possibility that a material misstatement of the organization's financial statements will not be prevented or detected and corrected on a timely basis. A *significant deficiency* is a deficiency, or a combination of deficiencies, in internal control that is less severe than a material weakness, yet important enough to merit attention by those charged with governance.

Our consideration of internal control was for the limited purpose described in the first paragraph of this section and was not designed to identify all deficiencies in internal control that might be material weaknesses or significant deficiencies and therefore, material weaknesses or significant deficiencies may exist that have not been identified. We did identify certain deficiencies in internal control, described in the accompanying Schedule of Prior and Current Audit Findings, as items 2025-001 and 2025-002 to be material weaknesses.

DRAFT

Report on Compliance and Other Matters

As part of obtaining reasonable assurance about whether Mitchell Area Development Corporation's financial statements are free of material misstatement, we performed tests of its compliance with certain provisions of laws, regulations, contracts, and grant agreements, noncompliance with which could have a direct and material effect on the financial statements. However, providing an opinion on compliance with those provisions was not an objective of our audit, and accordingly, we do not express such an opinion. The results of our tests disclosed no instances of noncompliance or other matters that are required to be reported under *Government Auditing Standards.*

Mitchell Area Development Corporation's Response to Findings

Government Auditing Standards requires the auditor to perform limited procedures on Mitchell Area Development Corporation's response to the findings identified in our audit. Mitchell Area Development Corporation's response to the findings identified in our audit are described in the accompanying Schedule of Prior and Current Audit Findings and Questioned Costs. Mitchell Area Development Corporation's response was not subjected to the other auditing procedures applied in the audit of the financial statements and, accordingly, we express no opinion on the response.

Purpose of this Report

The purpose of this report is solely to describe the scope of our testing of internal control and compliance and the results of that testing, and not to provide an opinion on the effectiveness of the organization's internal control or on compliance. This report is an integral part of an audit performed in accordance with *Government Auditing Standards* in considering the organization's internal control and compliance. Accordingly, this communication is not suitable for any other purpose.

CliftonLarsonAllen LLP

Mitchell, South Dakota
DATE

DRAFT

Independent Auditor's Report on Compliance for Each Major Program and on Internal Control over Compliance Required by the Uniform Guidance

To the Board of Directors
Mitchell Area Development Corporation
Mitchell, South Dakota

Report on Compliance for Each Major Federal Program

Opinion on Each Major Federal Program

We have audited Mitchell Area Development Corporation's compliance with the types of compliance requirements identified as subject to audit in the OMB *Compliance Supplement* that could have a direct and material effect on each of Mitchell Area Development Corporation's major federal programs for the year ended September 30, 2025. Mitchell Area Development Corporation's major federal programs are identified in the summary of auditor's results section of the accompanying Schedule of Current Audit Findings and Questioned Costs.

In our opinion, Mitchell Area Development Corporation complied, in all material respects, with the types of compliance requirements referred to above that could have a direct and material effect on each of its major federal programs for the year ended September 30, 2025.

Basis for Opinion on Each Major Federal Program

We conducted our audit of compliance in accordance with auditing standards generally accepted in the United States of America; the standards applicable to financial audits contained in *Government Auditing Standards,* issued by the Comptroller General of the United States; and the audit requirements of Title 2 *U.S. Code of Federal Regulations Part 200, Uniform Administrative Requirements, Cost Principles, and Audit Requirements for Federal Awards* (Uniform Guidance). Our responsibilities under those standards and the Uniform Guidance are further described in the Auditor's Responsibilities for the Audit of Compliance section of our report.

We are required to be independent of Mitchell Area Development Corporation and to meet our other ethical responsibilities, in accordance with relevant ethical requirements relating to our audit. We believe that the audit evidence we have obtained is sufficient and appropriate to provide a basis for our opinion on compliance for each major federal program. Our audit does not provide a legal determination of Mitchell Area Development Corporation's compliance with the compliance requirements referred to above.

Responsibilities of Management for Compliance

Management is responsible for compliance with the requirements referred to above and for the design, implementation, and maintenance of effective internal control over compliance with the requirements of laws, statutes, regulations, rules and provisions of contracts or grant agreements applicable to Mitchell Area Development Corporation's federal programs.

DRAFT

Auditor's Responsibilities for the Audit of Compliance

Our objectives are to obtain reasonable assurance about whether material noncompliance with the compliance requirements referred to above occurred, whether due to fraud or error, and express an opinion on Mitchell Area Development Corporation's compliance based on our audit. Reasonable assurance is a high level of assurance but is not absolute assurance and therefore is not a guarantee that an audit conducted in accordance with GAAS, *Government Auditing Standards*, and the Uniform Guidance will always detect material noncompliance when it exists. The risk of not detecting material noncompliance resulting from fraud is higher than for that resulting from error, as fraud may involve collusion, forgery, intentional omissions, misrepresentations, or the override of internal control. Noncompliance with the compliance requirements referred to above is considered material, if there is a substantial likelihood that, individually or in the aggregate, it would influence the judgment made by a reasonable user of the report on compliance about Mitchell Area Development Corporation's compliance with the requirements of each major federal program as a whole.

In performing an audit in accordance with generally accepted auditing standards, *Government Auditing Standards*, and the Uniform Guidance, we

- Exercise professional judgment and maintain professional skepticism throughout the audit.
- Identify and assess the risks of material noncompliance, whether due to fraud or error, and design and perform audit procedures responsive to those risks. Such procedures include examining, on a test basis, evidence regarding Mitchell Area Development Corporation's compliance with the compliance requirements referred to above and performing such other procedures as we considered necessary in the circumstances.
- Obtain an understanding of School District's internal control over compliance relevant to the audit in order to design audit procedures that are appropriate in the circumstances and to test and report on internal control over compliance in accordance with the Uniform Guidance, but not for the purpose of expressing an opinion on the effectiveness of Mitchell Area Development Corporation's internal control over compliance. Accordingly, no such opinion is expressed.

We are required to communicate with those charged with governance regarding, among other matters, the planned scope and timing of the audit and any significant deficiencies and material weaknesses in internal control over compliance that we identified during the audit.

Report on Internal Control Over Compliance

A *deficiency in internal control over compliance* exists when the design or operation of a control over compliance does not allow management or employees, in the normal course of performing their assigned functions, to prevent, or detect and correct, noncompliance with a type of compliance requirement of a federal program on a timely basis. A *material weakness in internal control over compliance* is a deficiency, or a combination of deficiencies, in internal control over compliance, such that there is a reasonable possibility that material noncompliance with a type of compliance requirement of a federal program will not be prevented, or detected and corrected, on a timely basis. A *significant deficiency in internal control over compliance* is a deficiency, or a combination of deficiencies, in internal control over compliance with a type of compliance requirement of a federal program that is less severe than a material weakness in internal control over compliance, yet important enough to merit attention by those charged with governance.

Our consideration of internal control over compliance was for the limited purpose described in the Auditor's Responsibilities for the Audit of Compliance section above and was not designed to identify all deficiencies in internal control over compliance that might be material weaknesses or significant deficiencies in internal control over compliance.

DRAFT

Given these limitations, during our audit we did not identify any deficiencies in internal control over compliance that we consider to be material weaknesses, as defined above. However, material weaknesses or significant deficiencies in internal control over compliance may exist that were not identified.

Our audit was not designed for the purpose of expressing an opinion on the effectiveness of internal control over compliance. Accordingly, no such opinion is expressed.

Purpose of this Report

The purpose of this report on internal control over compliance is solely to describe the scope of our testing of internal control over compliance and the results of that testing based on the requirements of the Uniform Guidance. Accordingly, this report is not suitable for any other purposes.

CliftonLarsonAllen LLP

Mitchell, South Dakota
DATE

DRAFT

Mitchell Area Development Corporation
Schedule of Prior and Current Audit Findings and Questioned Costs
Year Ended September 30, 2025

Section I - Summary of Auditor's Results

Financial Statements:

Type of auditor's report issued:	Unmodified	
Internal control over financial reporting:		
Material weakness(es) identified?	X Yes	No
Significant deficiencies identified that are not considered to be material weakness(es)?	Yes	X None reported
Noncompliance material to financial statements noted?	Yes	X No

Federal Awards:

Internal control over major programs:		
Material weakness(es) identified?	Yes	X No
Significant deficiencies identified that are not material weaknesses?	Yes	X None reported
Type of auditor's report issued on compliance for major programs:	Unmodified	
Any audit findings disclosed that are required to be reported in accordance with 2 CFR 200.516(a).	Yes	X No

Identification of Major Programs:

FALN(s)	Name of Federal Program or Cluster
14.251	Economic Development Initiative, Community Project Funding, and

Dollar threshold used to distinguish between Type A and Type B	$1,000,000
Auditee qualified as low-risk auditee?	Yes X No

Section II - Financial Statement Findings

There are no findings which are required to be reported in accordance with *Government Auditing Standards*.

Section III - Federal Award Findings and Questioned Costs

There are no finding or questioned costs relating to federal award programs which are required to be reported in accordance with 2 CFR 200.516(a).

DRAFT

Section II - Financial Statement Findings

Prior Audit Findings:

The prior report contained no written audit findings. See Independent Auditor's Report.

Current Audit Findings:

Finding 2025-001 - Lack of Segregation of Duties

Condition: There is a general lack of segregation of duties and monitoring of accounting functions including payroll, journal entries, and reconciliations specifically relating to year-end entries due to the small staff size and lack of involvement of other employees in the finance function of the Organization.

Criteria: Duties within the finance function of the Organization should be segregated among employees and activities monitored to mitigate risk of error.

Cause: This condition exists due to small staff size within the finance function of the Organization. These issues are common in a Organization of this size.

Effect: The CFO performs closing entries and reconciliations without oversight. The possibility of fraud or errors occurring and not being detected or corrected is present.

Auditor's Recommendation: It is the responsibility of management and those charged with governance to make the decision whether to accept the degree of risk associated with the CFO performing entries and reconciliations without proper oversight, because of cost or other considerations.

Views of Responsible Officials: Management agrees with the finding. A response can be found in the Corrective Action Plan.

Repeat Finding from Prior Year(s): No

DRAFT

Finding 2025-002 - Preparation of Financial Statements, SEFA, and Footnotes

Condition: The Organization does not have an internal control system designed to provide for the preparation of the financial statements being audited, including required footnotes, and disclosures, in accordance with generally accepted accounting principles.

Criteria: The Organization's internal control structure should provide for the preparation of financial statements and footnotes in accordance with generally accepted accounting principles.

Cause: The Organization does not have adequate staff trained to prepare the financial statements, SEFA, and footnotes.

Effect: This condition may affect The Organization's ability to report financial data in accordance with generally accepted accounting principles.

Auditor's Recommendation: This circumstance is not unusual in an organization of this size. It is the responsibility of management and those charges with governance to make the decision whether to accept the degree of risk associated with this condition because of cost or other considerations.

Views of Responsible Officials: Management agrees with the finding. A response can be found in the Corrective Action Plan.

Repeat Finding from Prior Year(s): No

Section III - Federal Award Findings and Questioned Costs

There are no finding or questioned costs relating to federal award programs which are required to be reported in accordance with 2 CFR 200.516(a).

DRAFT

Mitchell Area Development Corporation

Corrective Action Plan (Unaudited)

Mitchell Area Development Corporation respectfully submits the following corrective action plan for the year ended September 30, 2025.

Name and address of independent public accounting firm:

ELO Prof. LLC
PO Box 951
Huron, SD 57350

Findings - Financial Statement Audit

Finding 2025-001 – Lack of Segregation of Duties

Organization's Response: We agree with the finding.
View of Responsible Officials and Corrective Action Plan:

The Organization understands the risk associated with the small staff size within the finance function of the Organization. Management and those charged with governance accept the degree of risk associated with the CFO performing entries and reconciliations without proper oversight, because of cost or other considerations.

Finding 2025-002 – Preparation of Financial Statements, SEFA, and Footnotes

Organization's Response: We agree with the finding
View of Responsible Officials and Corrective Action Plan:

The Organization has for many years utilized the Organization's audit firm for the preparation of the financial statements and SEFA in coordination with the Organization's audit. Management personnel have been responsible for oversight of those services provided. The Organization has designated an individual to work directly with the Organization's auditing firm in the preparation of the financial statements, SEFA, and footnotes. The Organization understands that this may continue to be a finding in future audits.

Name of Responsible Person: Kimberly Lofgren, CFO
Name of Department Contact: Kimberly Lofgren, CFO
Anticipated Date: Ongoing

DRAFT

ELO CPAs & ADVISORS

elocpa.com

Independent Auditor's Report

To the Board of Directors
Mitchell Area Development Corporation
Mitchell, South Dakota

Opinion

We have audited the accompanying combined financial statements of Mitchell Area Development Corporation. (a nonprofit organization), which comprise the combined statement of financial position as of September 30, 2025, and the related combined statements of activities, functional expenses, and cash flows for the year then ended, and the related notes to the combined financial statements.

In our opinion, the combined financial statements referred to above present fairly, in all material respects, the financial position of Mitchell Area Development Corporation as of September 30, 2025 and 2024, and the changes in their net assets and their cash flows for the years then ended in accordance with accounting principles generally accepted in the United States of America.

Basis for Opinion

We conducted our audit in accordance with auditing standards generally accepted in the United States of America. Our responsibilities under those standards are further described in the Auditor's Responsibilities for the Audits of the Financial Statements section of our report. We are required to be independent of Mitchell Area Development Corporation and to meet our other ethical responsibilities in accordance with the relevant ethical requirements relating to our audit. We believe that the audit evidence we have obtained is sufficient and appropriate to provide a basis for our audit opinion.

Responsibilities of Management for the Financial Statements

Management is responsible for the preparation and fair presentation of the combined financial statements in accordance with accounting principles generally accepted in the United States of America, and for the design, implementation and maintenance of internal control relevant to the preparation and fair presentation of combined financial statements that are free from material misstatement, whether due to fraud or error.

In preparing the combined financial statements, management is required to evaluate whether there are conditions or events, considered in the aggregate, that raise substantial doubt about Mitchell Area Development Corporation's ability to continue as a going concern within one year after the date that the combined financial statements are available to be issued.

DRAFT

Auditor's Responsibilities for the Audit of the Financial Statements

Our objectives are to obtain reasonable assurance about whether the combined financial statements as a whole are free from material misstatement, whether due to fraud or error, and to issue an auditor's report that includes our opinion. Reasonable assurance is a high level of assurance but is not absolute assurance and therefore is not a guarantee that an audit conducted in accordance with generally accepted auditing standards will always detect a material misstatement when it exists. The risk of not detecting a material misstatement resulting from fraud is higher than for one resulting from error, as fraud may involve collusion, forgery, intentional omissions, misrepresentations, or the override of internal control. Misstatements are considered material if there is a substantial likelihood that, individually or in the aggregate, they would influence the judgment made by a reasonable user based on the combined financial statements.

In performing an audit in accordance with generally accepted auditing standards, we:

- Exercise professional judgment and maintain professional skepticism throughout the audit.

- Identify and assess the risks of material misstatement of the combined financial statements, whether due to fraud or error, and design and perform audit procedures responsive to those risks. Such procedures include examining, on a test basis, evidence regarding the amounts and disclosures in the combined financial statements.

- Obtain an understanding of internal control relevant to the audit in order to design audit procedures that are appropriate in the circumstances, but not for the purpose of expressing an opinion on the effectiveness of Mitchell Area Development Corporation's internal control. Accordingly, no such opinion is expressed.

- Evaluate the appropriateness of accounting policies used and the reasonableness of significant accounting estimates made by management, as well as evaluate the overall presentation of the combined financial statements.

- Conclude whether, in our judgment, there are conditions or events, considered in the aggregate, that raise substantial doubt about Mitchell Area Development Corporation's ability to continue as a going concern for a reasonable period of time.

We are required to communicate with those charged with governance regarding, among other matters, the planned scope and timing of the audit, significant audit findings, and certain internal control related matters that we identified during the audit.

Supplemental Information

Our audit was conducted for the purpose of forming an opinion on the combined financial statements as a whole. The Schedule of Expenditures of Federal Awards, which as required by *Title 2 U.S. Code of Federal Regulations Part 200, Uniform Administrative Requirements, Cost Principles, and Audit Requirements for Federal Awards* (Uniform Guidance), Combining Statements of Financial Position, and Combining Statements of Activities are presented for purposes of additional analysis and is not a required part of the financial statements. Such information is the responsibility of management and was derived from and relates directly to the underlying accounting and other records used to prepare the basic financial statements. The information has been subjected to the auditing procedures applied in the audit of the financial statements and certain additional procedures, including comparing and reconciling such information directly to the underlying accounting and other records used to prepare the financial statements or to the financial statements themselves, and other additional procedures in accordance with auditing standards generally accepted in the United States of America.

DRAFT

In our opinion, the Schedule of Expenditures and Federal Awards, Combining Statements of Financial Position, and Combining Statements of Activities are fairly stated, in all material respects, in relation to the financial statements as a whole.

Prior Period Financial Statements

The September 30, 2024 combined financial statements were reviewed by other accountants whose report, dated January 7, 2025, stated they were not aware of any material modifications that should be made to those combined financial statements for them to be in conformity with accounting principles generally accepted in the United States of America. However, a review is substantially less in scope than an audit and does not provide a basis for the expression of an opinion on the combined financial statements.

CliftonLarsonAllen LLP

Mitchell, South Dakota
DATE

DRAFT

Mitchell Area Development Corporation
Combined Statements of Financial Position

Assets	September 30, 2025 (Audited)	2024 (Reviewed)
Current Assets		
Cash and cash equivalents	$ 1,688,934	$ 2,542,100
Current portion of notes receivable	17,512	59,806
Accounts receivable	2,752	95
Grants receivable	804,187	--
Accrued interest	16,067	6,696
Prepaid expenses	--	2,012
Total Current Assets	2,529,452	2,610,709
Non-Current Assets		
Restricted cash	17,348	17,348
SD Equity Partners LP investment	153,070	153,070
Certificates of deposit	767,235	999,660
Land held for development	4,751,609	1,251,858
Property and equipment, net	51,752	59,096
Notes receivable, less current portion	931,492	451,308
Total Non-Current Assets	6,672,506	2,932,340
Total Assets	$ 9,201,958	$ 5,543,049
Liabilities and Net Assets		
Current Liabilities		
Accounts payable	$ 8,125	$ 7,729
Contractor payable	445,221	--
Accrued wages	14,425	13,116
Accrued vacation	25,966	23,274
Total Current Liabilities	493,737	44,119
Long-Term Liabilities		
Notes payable, net of unamortized debt issuance costs	2,270,934	1,269,440
Total Long-Term Liabilities	2,270,934	1,269,440
Total Liabilities	2,764,671	1,313,559
Net Assets		
Net Assets without donor restrictions	408,217	48,706
Net Assets with donor restrictions	6,029,070	4,180,784
Total Net Assets	6,437,287	4,229,490
Total Liabilities and Net Assets	$ 9,201,958	$ 5,543,049

The accompanying notes to the combined financial statements are an integral part of this statement.

DRAFT

Mitchell Area Development Corporation

Combined Statements of Activities

	Year Ended September 30, 2025			Year Ended September 30, 2024		
	Without Donor Restrictions	With Donor Restrictions	Total (Audited)	Without Donor	With Donor Restrictions	Total (Reviewed)
Revenues						
City and county support	$ 213,250	$ --	$ 213,250	$ 202,000	$ --	$ 202,000
Gain on sale of property	--	--	--	9,419	378,851	388,270
Grants	457,579	2,135,807	2,593,386	50,000	269,375	319,375
Contributions	156,385	7,000	163,385	136,059	--	136,059
Interest income	3,726	43,194	46,920	1,527	55,968	57,495
Building lease	--	--	--	--	56,042	56,042
Dues	41,578	--	41,578	45,591	--	45,591
SDEP income (loss)	--	--	--	--	(3,307)	(3,307)
Miscellaneous	--	--	--	--	--	--
Total Revenues	872,518	2,186,001	3,058,519	444,596	756,929	1,201,525
Net Assets Released from Restrictions:						
Satisfaction of Purpose Restriction	27,587	(27,587)	--	75,000	(75,000)	--
Expenses						
Administrative	472,700	--	472,700	475,872	--	475,872
Program services	67,894	--	67,894	69,770	50,000	119,770
Support	--	310,128	310,128	--	388,703	388,703
Total Expenses	540,594	310,128	850,722	545,642	438,703	984,345
Increase (Decrease) in Net Assets	359,511	1,848,286	2,207,797	(26,046)	243,226	217,180
Net Assets, Beginning of Year	48,706	4,180,784	4,229,490	74,752	3,937,558	4,012,310
Net Assets, End of Year	$ 408,217	$ 6,029,070	$ 6,437,287	$ 48,706	$ 4,180,784	$ 4,229,490

The accompanying notes to the combined financial statements are an integral part of this statement.

DRAFT

Mitchell Area Development Corporation

Combined Statements of Functional Expenses

Year Ended September 30, 2025

	General	Economic Development	DHDA	Workforce Development	Total (Audited)
Administrative					
Salaries and wages	$ 196,111	$ --	$ 66,986	$ 59,543	$ 322,640
Professional fees	18,347	--	10	--	18,357
Health insurance	19,403	--	12,262	13,615	45,280
Payroll taxes	12,931	--	4,683	4,099	21,713
Telephone	9,187	--	4,228	5,023	18,438
Supplies	13,632	--	1,844	147	15,623
Rent	7,200	--	1,800	1,800	10,800
Retirement	4,429	--	1,807	1,093	7,329
Training	4,155	--	1,068	--	5,223
Depreciation	4,939	--	735	1,623	7,297
Moving allowance	--	--	--	--	--
	290,334	--	95,423	86,943	472,700
Program Services					
Dues and subscriptions	13,564	--	6,000	182	19,746
Travel and vehicle expense	4,840	--	10,543	36	15,419
Marketing and promotion	5,553	--	--	2,326	7,879
Workforce development	1,228	--	--	1,937	3,165
Postage and printing	3,771	--	3,156	52	6,979
Meetings and conferences	7,138	--	--	13	7,151
Website expense	3,657	--	25	--	3,682
Meals	--	--	2,873	--	2,873
Software renewals	1,000	--	--	--	1,000
	40,751	--	22,597	4,546	67,894
Support					
Grants to other organizations	--	83,397	--	--	83,397
Marketing and promotion	--	21,390	--	--	21,390
Workforce development	--	97,577	--	--	97,577
Interest expense	--	56,211	--	--	56,211
Depreciation	--	948	--	--	948
Professional fees	--	33,340	--	--	33,340
Insurance	--	3,428	--	--	3,428
Amortization	--	1,387	--	--	1,387
Miscellaneous	--	85	--	--	85
Dues and subscriptions	--	11,000	--	--	11,000
Training	--	1,365	--	--	1,365
	--	310,128	--	--	310,128
Total by Division	$ 331,085	$ 310,128	$ 118,020	$ 91,489	$ 850,722

The accompanying notes to the combined financial statements are an integral part of this statement.

DRAFT

Mitchell Area Development Corporation

Combined Statements of Functional Expenses

Year Ended September 30, 2024

	General	Economic Development	DHDA	Workforce Development	Total (Reviewed)
Administrative					
Salaries and wages	$ 211,487	$ --	$ 74,638	$ 33,213	$ 319,338
Professional fees	35,905	--	2,350	83	38,338
Health insurance	16,969	--	11,470	7,231	35,670
Payroll taxes	15,387	--	4,486	2,222	22,095
Telephone	6,427	--	3,490	3,944	13,861
Supplies	8,219	--	3,152	298	11,669
Rent	7,200	--	1,800	1,800	10,800
Retirement	5,585	--	1,694	703	7,982
Training	6,042	--	302	1,396	7,740
Depreciation	4,547	--	695	1,537	6,779
Moving allowance	1,600	--	--	--	1,600
	319,368	--	104,077	52,427	475,872
Program Services					
Moving grants	--	50,000	--	--	50,000
Dues and subscriptions	9,777	--	6,000	51	15,828
Travel and vehicle expense	5,012	--	9,853	--	14,865
Marketing and promotion	8,321	--	--	1,251	9,572
Workforce development	4,443	--	--	4,488	8,931
Postage and printing	4,548	--	2,611	145	7,304
Meetings and conferences	4,569	--	755	99	5,423
Website expense	3,962	--	24	--	3,986
Meals	--	--	2,861	--	2,861
Software renewals	1,000	--	--	--	1,000
	41,632	50,000	22,104	6,034	119,770
Support					
Marketing and promotion	--	147,281	--	--	147,281
Workforce development	--	68,192	--	--	68,192
Property taxes	--	67,511	--	--	67,511
Interest expense	--	44,800	--	--	44,800
Depreciation	--	28,517	--	--	28,517
Professional fees	--	20,864	--	--	20,864
Property maintenance	--	5,699	--	--	5,699
Insurance	--	4,530	--	--	4,530
Amortization	--	1,280	--	--	1,280
Miscellaneous	--	29	--	--	29
	--	388,703	--	--	388,703
Total by Division	$ 361,000	$ 438,703	$ 126,181	$ 58,461	$ 984,345

The accompanying notes to the combined financial statements are an integral part of this statement.

DRAFT

Mitchell Area Development Corporation

Combined Statements of Cash Flows

	Years Ended September 30, 2025 (Audited)	2024 (Reviewed)
Cash Flows from Operating Activities		
Cash received from City and County, dues, sale of land, contributions and grants, and leases	$ 2,204,755	$ 1,147,242
Cash paid to suppliers, employees, and for restricted support	(333,249)	(895,931)
Interest income	37,549	50,799
Interest paid	(56,211)	(44,800)
Net Cash Provided by Operating Activities	$ 1,852,844	$ 257,310
Cash Flows from Investing Activities		
Interest on certificates of deposit reinvested	(8,289)	(11,091)
Advances of notes receivable	(500,000)	--
Payments on notes receivable	62,111	2,000
Purchase of property and equipment	(902)	(940,282)
Certificates of deposit redeemed	240,714	100,000
Cost of property sold	--	1,526,517
Land development costs	(3,499,644)	--
SDEP contributions	--	(16,200)
SDEP distribution	--	2,572
Net Cash Provided (Used) by Investing Activities	(3,706,010)	663,516
Cash Flows from Financing Activities		
Advances on notes payable	1,750,000	
Payments on notes payable	(750,000)	--
Net Cash Provided by Financing Activities	1,000,000	--
Net Change in Cash and Restricted Cash	(853,166)	920,826
Cash, Cash Equivalents, and Restricted Cash, Beginning of Year	2,559,448	1,638,622
Cash, Cash Equivalents, and Restricted Cash, End of Year	$ 1,706,282	$ 2,559,448
Reconciliation of Change in Net Assets to Net Cash Provided (Used) by Operating Activities		
Change in net assets	$ 2,207,797	$ 217,180
Adjustments to reconcile change in net assets to net cash provided (used) by operating activities:		
Depreciation	8,245	35,296
Amortization	1,387	1,280
(Income) Loss from SDEP	--	3,307
(Increase) decrease in:		
Accounts receivable	(2,657)	(95)
Grants receivable	(804,187)	--
Accrued interest	(9,371)	(6,696)
Prepaid expenses	2,012	(2,012)
Increase (decrease) in:		
Accounts payable	396	3,437
Contracts payable	445,221	--
Accrued wages	1,309	1,536
Accrued vacation	2,692	4,077
Net Cash Provided by Operating Activities	$ 1,852,844	$ 257,310

The accompanying notes to the combined financial statements are an integral part of this statement.

DRAFT

1. Nature of Activities and Significant Accounting Policies:

Nature of Activities: Mitchell Area Development Corporation (MADC) was incorporated in 1985. It is a non-profit organization established to improve the economic base of the Mitchell area through the creation of new jobs involving the production or distribution of goods and services sold primarily outside the local trade area.

MADC is funded by voluntary donations, membership dues, grants, city funds, county funds, earnings from investments, support from area communities, and leases of commercial buildings located in Mitchell, South Dakota.

A separate division of MADC is the Dakota Heartland Development Association (DHDA). It was organized to offer professional, comprehensive economic development assistance to communities in the region. This assistance is crafted to meet the individual needs of member communities while facilitating the potential larger opportunities available to the region.

The Economic Development component of MADC is a restricted fund. MADC, in a prior year, conducted a major fund drive which enabled it to obtain land for future prospects, to purchase a building which was leased to commercial tenants and to acquire property for economic development. Donors entrusted the Board of MADC to leverage these funds to facilitate the recruitment of businesses to locate in the Mitchell area.

Workforce Development is a newer division of MADC. The Governor's Office of Economic Development funded a grant to create a new staff position of Regional Workforce Coordinator. This division provides assistance and development of the Mitchell area workforce. The goal is to facilitate planned manufacturing and business expansions in the Mitchell region.

Cash, Cash Equivalents, and Restricted Cash: All cash and highly liquid financial instruments with original maturities of three months or less.

Investments: Investments consist of certificates of deposit and an investment in a limited partnership. The certificates of deposit are carried at cost. The limited partnership is carried at book value and is described in Note 4.

Estimates: The preparation of combined financial statements in conformity with generally accepted accounting principles requires the Organization to make estimates and assumptions that affect the reported amounts of assets and liabilities at the date of the combined financial statements and the reported amounts or revenues and expenses during the reporting period. Actual results could differ from those estimates, and those differences could be material.

Income Tax Status: Mitchell Area Development Corporation recognized by the Internal Revenue Service (IRS) as exempt from federal income taxes under Section 501(c)(3) of the Internal Revenue Code.

The Organization's Forms 990 and 990-T, Return for Organization Exempt from Income Tax are no longer subject to U.S. federal, state , or local tax examinations by tax authorities for years prior to 2022. The state of South Dakota does not levy an income tax.

DRAFT

1. Nature of Activities and Significant Accounting Policies: (Continued)

Concentration of Credit Risk: The Organization's financial instruments that are exposed to concentrations of credit risk consist primarily of cash and certificates of deposit. Management believes its cash is held by high quality credit institutions. At times, these balances may exceed the Federal Deposit Insurance Corporation (FDIC) insurance limit. Accounts are guaranteed by the FDIC up to $250,000 per depositor, per insured bank, for each account ownership category. To date, the Organization has not experienced any losses in these accounts or funds.

Notes, Accounts, and Grants Receivable: Accounts and grants receivable consist of reimbursements receivable and pending funding from various entities. No interest is charged on outstanding balances. The Organization grants credit based on creditworthiness determined on a case-by-case basis. The Organization uses the allowance method to account for uncollectible receivables. The allowance is based on management's estimate of potential credit losses as well as collection history. When the Organization has exhausted all collection efforts and receivables are deemed uncollectible, they are charged off against the allowance. At September 30, 2025 and 2024, substantially all of the receivables are considered collectible. Accordingly, no allowance for credit losses is recorded.

Investments in Land, Buildings, and Improvements: The Organization carries investments in real estate at the lower of cost or fair value. Declines in the value of those investments are recognized if their aggregate fair value is less than their carrying amount. Recoveries of aggregate fair value shall be recorded only to the limitation that the carrying amount shall not exceed the original cost.

Other Investments: The Organization has invested in South Dakota Equity Partners with the intent to hold to maturity and report investments at cost with no recognition for the unrealized gain or loss due to changes in fair value

Property and Equipment: Property and equipment additions over $500 are recorded at cost for purchased assets and fair value at the date of receipt for donated assets. Depreciation is provided using the straight-line method over the estimated useful lives of the assets, which range from 3 to 10 years for furniture and equipment and from 15 to 25 years for leasehold improvements. Maintenance, repairs and replacements that do not improve the assets or extend the assets' lives are expensed as incurred. The carrying values of property and equipment are reviewed for impairment whenever events or circumstances indicate that the carrying value of an asset may not be recoverable from the estimated future cash flows expected to result from its use and eventual disposition. When considered impaired, an impairment loss is recognized to the extent carrying value exceeds the fair value. There were no indicators of asset impairment during the years ended September 30, 2025 and 2024.

Net Assets: Net assets without donor restrictions represent funds available for general operations and are not subject to donor or certain grantor restrictions. Net assets with donor restrictions represent resources limited to use through time and purpose restrictions and are comprised of assets generated through economic development activity, Dakota Heartland Development Association (DHDA) activity, and Workforce Development activity.

The Organization reports contributions restricted by donors as increases in net assets with donor restrictions if they are received with donor stipulations that limit the use of the donated assets. When a restriction expires, that is, when a stipulated time restriction ends or purpose restriction is fulfilled, net assets with donor restrictions are reclassified to net assets without donor restrictions and reported in the combined statements of activities as net assets released from restrictions.

DRAFT

1. Nature of Activities and Significant Accounting Policies: (Continued)

Leases: The Organization leases their building. The determination of whether an arrangement is a lease is made at the lease's inception. Under ASC 842, a contract is (or contains) a lease if it conveys the right to control the use of an identified asset for a period of time in exchange for consideration. Control is defined under the standard as having both the right to obtain substantially all of the economic benefits from use of the asset and the right to direct the use of the asset. Management only reassesses its determination if the terms and conditions of the contract are changed.

The Organization has elected the short-term lease recognition exemption for all applicable classes of underlying assets. Leases with an initial term of 12 months or less, that do not include an option to purchase the underlying asset that we are reasonably certain to exercise, are not recorded on the statement of financial position. Long-term operating leases are included in operating lease right-of-use ("ROU") assets, other current liabilities, and operating lease liabilities in the statement of financial position. The Organization recognizes lease liabilities and corresponding assets with an initial, individual value of $50,000 or more.

The Organization has no leases that fall into these requirements as of September 30, 2025 and 2024.

Revenue and Revenue Recognition: Revenue is recognized when earned, that is, when the related services are performed, land inventory is sold, or expenditures are incurred. Payments received in advance are deferred to the applicable period in which the related services are performed, land inventory is sold, or expenditures are incurred, respectively. Except for services provided in connection with membership dues, which are transferred over the period of membership, all other revenues are recognized at a point in time.

Contributions are recognized when cash, securities or other assets, an unconditional promise to give, or notification of beneficial interest is received. Conditional contributions, that is, those with a measurable performance or other barrier and a right of return, are not recognized until the conditions on which they depend have been substantially met.

A portion of the Organization's revenue is derived from cost-reimbursable grants, which are conditioned upon certain performance requirements and the incurrence of allowable qualifying expenses. Amounts received are recognized as revenue when the Organization has incurred the expenditures in compliance with specific contract or grant provisions. Amounts received prior to meeting performance requirements and incurring qualifying expenditures are reported as refundable advances in the accompanying combined financial statements.

Allocation of Expenses: Expenses are allocated among program and supporting services directly or on the basis of utilization estimates made by the Organization's management. General and administrative expenses include those expenses that are not directly identifiable with any other specific function but provide for the overall support and direction of the Organization. The allocations are governed by the chart of accounts.

Advertising: Advertising costs are expensed as incurred.

Debt Issuance Costs: Debt issuance costs are amortized over the period the related obligation is outstanding using the straight-line method, which is considered to be a reasonable estimate of the effective interest method. Debt issuance costs are included within long-term debt in the combined statements of financial position.

DRAFT

2. Liquidity and Availability:

Financial assets available for general expenditure, that is, without donor or other restrictions limiting their use, within one year of the combined statement of financial position, comprise the following:

	2025 (Audited)	2024 (Reviewed)
Financial assets at year end	$ 3,296,687	$ 3,608,357
Less those unavailable for general expenditure within one year due to:		
Donor restricted to payment of long-term debt	(1,280,000)	(1,280,000)
Donor restricted to payment of interest on long-term debt	--	--
Financial assets available to meet cash needs for general expenditures within one year	$ 2,016,687	$ 2,328,357

As part of the Organization's liquidity management, it structures its financial assets to be available as its general expenditures, liabilities, and other obligations come due. In addition, the Organization invests cash in excess of daily requirements in short-term investments, such as money market accounts and certificates of deposit.

3. Related Parties and Notes Receivable:

MADC shares office space and staff with the Mitchell Area Chamber of Commerce (Chamber). MADC is billed for its share of occupancy and personnel costs on a monthly basis. The two entities have separate boards, but do share a chief executive officer (CEO) and chief financial officer (CFO). Rent paid for office space was $10,800 for the years ended September 30, 2025 and 2024. Additionally, MADC executed a note receivable for construction costs amounting to $591,992 in a previous year accruing interest at 1.31% per annum over 30 years with annual payments of $23,758. The balance of the note receivable was $449,004 and $511,114 as of September 30, 2025 and 2024, respectively.

MADC is working in conjunction with Mitchell Area Housing, Inc. (MAHI) on several projects around the City. The Organization provides administrative assistance, including office duties. During fiscal year 2025, MADC issued a $500,000 note to MAHI with interest accruing at 3%. Interest is payable quarterly, with the full principal balance due by August 16, 2029, unless the note is renewed for another five year term prior to maturity. The balance of the note receivable was $500,000 and $-0- as of September 30, 2025 and 2024, respectively.

DRAFT

4. Net Assets:

Net assets consist of the following at September 30:

	2025 (Audited)	2024 (Reviewed)
Without donor restrictions	$ 408,217	$ 48,706
With donor restrictions	6,029,070	4,180,784
	$ 6,437,287	$ 4,229,490

Net assets with donor restrictions are as follows as of September 30:

	2025 (Audited)	2024 (Reviewed)
Economic development	$ 6,011,722	$ 4,163,436
South Dakota Equity Partners	17,348	17,348
	$ 6,029,070	$ 4,180,784

Net assets were released from restrictions as follows during the years ended September 30:

	2025 (Audited)	2024 (Reviewed)
Promotion of MADC	$ --	$ 75,000
Satisfaction of program restrictions	27,587	--
	$ 27,587	$ 75,000

The expenditures related to the promotion of MADC were for supporting activities of the Governor's Office of Economic Development (GOED), which provides leads to participating communities, development of a website, and promoting jobs in the Mitchell community. Certain expenditures, while note sponsored directly by GOED, contributed significantly to the above purposes and were charged to the restricted funds with Board approval.

5. Investment in South Dakota Equity Partners Limited Partnership:

In 2018, MADC subscribed for a limited partnership interest in South Dakota Equity Partners LP (SDEP), with a capital commitment of $225,000. The Governor's Office of Economic Development (GOED), using Enterprise 605 funds, made a grant of $125,000 to MADC. MADC agreed to a binding investment commitment of $225,000. The funds will be held by MADC, subject to required capital calls from SDEP. During prior years $207,652 was remitted to SDEP to satisfy capital calls, $9,450 of which was remitted during the year ended September 30, 2024. There were no capital calls during the year ended September 30, 2025. Accordingly, the remaining restricted cash for this purpose was $17,348 as of September 30, 2025.

DRAFT

6. Long-Term Debt:

Long-term debt consists of the following at September 30:

	2025 (Audited)	2024 (Reviewed)
3.5% note payable to Dakota Resources. Interest only payments payable quarterly. Principal due at maturity which is December 1, 2032. Interest rate is fixed until December 31, 2027, at which time the rate increases to 4%. Net of Unamortized debt issuance costs of $9,066 in 2025 and $10,453 in 2024.	$ 1,270,934	$ 1,269,547
0.0% REDI-Loan payable to Central Electric Cooperative, Inc.. 24 months differed, with first payment due July 20, 2027. Principal balance is allocated among annual installments until maturity July 20, 2035. Note is secured by mortgage.	1,000,000	--
	$ 2,270,934	$ 1,269,547

Aggregate maturities of long term debt for the years ended September 30 are as follows:

2026	$ --
2027	110,000
2028	110,000
2029	110,000
2030	110,000
Thereafter	1,840,000
Less: unamortized debt issuance costs	(9,066)
	$ 2,270,934

7. Retirement Benefits:

Effective January 1, 1998, MADC established a Simple IRA pension plan, covering all employees who are expected to earn more than $5,000 or more during the year. MADC contributes a matching contribution to each eligible employee's Simple IRA equal the employee's salary reduction contributions up to 3% of the employee's annual compensation. The employer contributions for the years ended September 30, 2025 and 2024, were $7,329 And $7,982, respectively.

DRAFT

8. Commitments and Contingencies:

MADC has guaranteed approximately $490,000 in borrowings by the City of Mitchell (the City) for a Tax Increment Financing District. These bonds have maturity dates through November 1, 2028. MADC has also agreed to maintain adequate funds at all times to cover the amounts of outstanding balances of the bonds associated with TIF District #14 (Pepsi/Wis-Pak). These funds must be, and are, invested in FDIC Insured bank accounts. At September 30, 2025 and 2024, the amounts held exceeded the outstanding bond balances. During the years ended September 30, 2025 and 2024, there was no shortfall in tax revenues compared to debt-service and thus, no reimbursements were required.

9. Property and Equipment:

Property and equipment costs of the following for the years ended September 30:

	2025 (Audited)	2024 (Reviewed)
Land	$ 45,126	$ 45,126
Leasehold improvements	6,509	6,509
Equipment	61,511	60,608
Total property and equipment	113,146	112,243
Less accumulated deprectiation	(61,394)	(53,147)
Net property and equipment	$ 51,752	$ 59,096

10. Prior Leases:

Verifications Building: In 2024, MADC previously leased half of a building it owned to Avera Health for 5 years with monthly payments of $7,708, and reimbursements of property taxes and insurance. This lease was terminated when MADC sold the building to Little Learners Day Care in March of 2024 at a gain of $494,544.

620 N Lawler St.: On May 17, 2019, MADC purchased this property and immediately leased it to Behavior Care Specialists, Inc. (BCS). The lease was a triple net lease with monthly payments of $3,600. The building was sold to the City of Mitchell in October 2023 for $180,000 at a loss of $115,703.

10. Subsequent Events:

The Organization has evaluated subsequent events through REPORT DATE, the date the combined financial statements were available to be issued.

Subsequent to year-end, MADC has transferred or has plans to transfer the remaining developed lots of the Ridgeview Development to Mitchell Technical College.

DRAFT

Supplementary Information

DRAFT

Mitchell Area Development Corporation

Schedule of Expenditures of Federal Awards

September 30, 2025

Federal Grantor/Pass-Through Grantor/Program or Cluster Title	Federal Assistance Listing Number	Pass-Through Entity Identifying Number	Federal Expenditures
US Department of Housing and Urban Development			
Economic Development Initiative, Community Project Funding, and Miscellaneous Grants	14.251	NA	$ 1,435,708
	Grant Total		$ 1,435,708

DRAFT

1. Basis of Presentation:

The accompanying schedule of expenditures of federal awards (the "Schedule") includes the federal award activity of Mitchell Area Development Corporation under programs of the federal government for the year ended September 30, 2025. The information in this schedule is presented in accordance with the requirements of Title 2 U.S. *Code of Federal Regulations Part 200, Uniform Administrative Requirements, Cost Principles, and Audit Requirements for Federal Awards* (Uniform Guidance). Because the schedule presents only a selected portion of the operations of Mitchell Area Development Corporation, it is not intended to and does not present the financial position, changes in net position, or cash flows of Mitchell Area Development Corporation.

2. Summary of Significant Accounting Policies:

Expenditures reported on the Schedule are reported on the accrual basis of accounting. Such expenditures are recognized following the cost principles contained in the Uniform Guidance, wherein certain types of expenditures are not allowable or are limited as to reimbursement.

3. Federal Reimbursements:

Mitchell Area Development Corporation has not elected to use the 10% de minimis indirect cost rate.

Mitchell Area Development Corporation

Combining Statement of Financial Position

September 30, 2025

	General	Economic Development	Dakota Heartland Development Association	Workforce Development	Total (Audited)
Assets					
Current Assets					
Cash and cash equivalents	$ 400,975	$ 1,283,973	$ (352)	$ 4,338	$ 1,688,934
Current portion of notes receivable	--	17,512	--	--	17,512
Accounts receivable	--	2,732	--	20	2,752
Grants receivable	--	804,187	--	--	804,187
Accrued interest	--	16,067	--	--	16,067
Prepaid expenses	--	--	--	--	--
Total Current Assets	400,975	2,124,471	(352)	4,358	2,529,452
Non-Current Assets					
Restricted cash	--	17,348	--	--	17,348
SD Equity Partners LP investment	--	153,070	--	--	153,070
Certificates of deposit	--	767,235	--	--	767,235
Land held for development	--	4,751,609	--	--	4,751,609
Property and equipment, net	51,752	--	--	--	51,752
Note receivable - MAHI	--	--	--	--	--
Notes receivable, less current portion	--	931,492	--	--	931,492
Loan closing costs, less amortization	--	--	--	--	--
Total Non-Current Assets	51,752	6,620,754	--	--	6,672,506
Total Assets	$ 452,727	$ 8,745,225	$ (352)	$ 4,358	$ 9,201,958
Liabilities and Net Assets					
Current Liabilities					
Accounts payable	$ 4,941	$ 445,221	$ 1,661	$ 1,523	$ 453,346
Accrued wages	8,858	--	3,305	2,262	14,425
Accrued vacation	17,438	--	6,274	2,254	25,966
Total Current Liabilities	31,237	445,221	11,240	6,039	493,737
Long-Term Liabilities					
Notes payable, net of unamortized debt issuance costs	--	2,270,934	--	--	2,270,934
Total Long-Term Liabilities	--	2,270,934	--	--	2,270,934
Total Liabilities	31,237	2,716,155	11,240	6,039	2,764,671
Net Assets					
Net Assets (Deficit) without donor restrictions	421,490	--	(11,592)	(1,681)	408,217
Net Assets with donor restrictions	--	6,029,070	--	--	6,029,070
Total Net Assets	421,490	6,029,070	(11,592)	(1,681)	6,437,287
Total Liabilities and Net Assets	$ 452,727	$ 8,745,225	$ (352)	$ 4,358	$ 9,201,958

DRAFT

Mitchell Area Development Corporation

Combining Statement of Financial Position

September 30, 2024

	General	Economic Development	Dakota Heartland Development Association	Workforce Development	Total (Reviewed)
Assets					
Current Assets					
Cash and cash equivalents	$ 14,327	$ 2,500,628	$ 5,204	$ 21,941	$ 2,542,100
Current portion of notes receivable	--	59,806	--	--	59,806
Accounts receivable	--	--	--	95	95
Accrued interest	--	6,696	--	--	6,696
Prepaid expenses	--	--	--	2,012	2,012
Total Current Assets	14,327	2,567,130	5,204	24,048	2,610,709
Non-Current Assets					
Restricted cash	--	17,348	--	--	17,348
SD Equity Partners LP investment	--	153,070	--	--	153,070
Certificates of deposit	--	999,660	--	--	999,660
Property and equipment, net	53,714	1,250,708	1,800	4,732	1,310,954
Notes receivable, less current portion	--	451,308	--	--	451,308
Loan closing costs, less amortization	--	10,560	--	--	10,560
Total Non-Current Assets	53,714	2,882,654	1,800	4,732	2,942,900
Total Assets	$ 68,041	$ 5,449,784	$ 7,004	$ 28,780	$ 5,553,609
Liabilities and Net Assets					
Current Liabilities					
Accounts payable	$ 6,153	$ (1,000)	$ 1,599	$ 977	$ 7,729
Loan payable - (DHDA)	--	(10,000)	10,000	--	--
Accrued wages	8,360	--	2,941	1,815	13,116
Accrued vacation	11,165	--	10,081	2,028	23,274
Total Current Liabilities	25,678	(11,000)	24,621	4,820	44,119
Long-Term Liabilities					
Notes Payable	--	1,280,000	--	--	1,280,000
Total Long-Term Liabilities	--	1,280,000	--	--	1,280,000
Total Liabilities	25,678	1,269,000	24,621	4,820	1,324,119
Net Assets					
Net Assets without donor restrictions	42,363	--	(17,617)	23,960	48,706
Net Assets with donor restrictions	--	4,180,784	--	--	4,180,784
Total Net Assets	42,363	4,180,784	(17,617)	23,960	4,229,490
Total Liabilities and Net Assets	$ 68,041	$ 5,449,784	$ 7,004	$ 28,780	$ 5,553,609

DRAFT

Mitchell Area Development Corporation

Combining Statement of Activities

September 30, 2025

	General	Dakota Heartland Development Association	Workforce Development	Total Without Donor Restrictions	Economic Development With Donor Restrictions
Revenues					
City and county support	$ 188,250	$ 25,000	$ --	$ 213,250	$ --
Grants	449,079	8,500	--	457,579	2,135,807
Contributions	--	90,537	65,848	156,385	7,000
Interest income	3,718	8	--	3,726	43,194
Dues	41,578	--	--	41,578	--
SDEP income (loss)	--	--	--	--	--
Total Revenues	682,625	124,045	65,848	872,518	2,186,001
Net Assets Released from Restrictions:					
Satisfaction of Purpose Restriction	27,587	--	--	27,587	(27,587)
Expenses					
Administrative					
Salaries and wages	196,111	66,986	59,543	322,640	--
Professional fees	18,347	10	--	18,357	--
Health insurance	19,403	12,262	13,615	45,280	--
Payroll taxes	12,931	4,683	4,099	21,713	--
Telephone	9,187	4,228	5,023	18,438	--
Supplies	13,632	1,844	147	15,623	--
Rent	7,200	1,800	1,800	10,800	--
Retirement	4,429	1,807	1,093	7,329	--
Training	4,155	1,068	--	5,223	--
Depreciation	4,939	735	1,623	7,297	--
Total Administrative Expenses	290,334	95,423	86,943	472,700	--
Program services					
Dues and subscriptions	13,564	6,000	182	19,746	--
Travel and vehicle expense	4,840	10,543	36	15,419	--
Marketing and promotion	5,553	--	2,326	7,879	--
Workforce development	1,228	--	1,937	3,165	--
Postage and printing	3,771	3,156	52	6,979	--
Meetings and conferences	7,138	--	13	7,151	--
Website expense	3,657	25	--	3,682	--
Meals	--	2,873	--	2,873	--
Software renewals	1,000	--	--	1,000	--
Total Program Services Expenses	40,751	22,597	4,546	67,894	--
Support					
Grants to other organizations	--	--	--	--	83,397
Marketing and promotion	--	--	--	--	21,390
Workforce development	--	--	--	--	97,577
Interest expense	--	--	--	--	56,211
Depreciation	--	--	--	--	948
Professional fees	--	--	--	--	33,340
Insurance	--	--	--	--	3,428
Amortization	--	--	--	--	1,387
Miscellaneous	--	--	--	--	85
Dues and subscriptions	--	--	--	--	11,000
Training	--	--	--	--	1,365
Total Support Expenses	--	--	--	--	310,128
Total Expenses	331,085	118,020	91,489	540,594	310,128
Increase (Decrease) in Net Assets	379,127	6,025	(25,641)	359,511	1,848,286
Net Assets, Beginning of Year	42,363	(17,617)	23,960	48,706	4,180,784
Net Assets, End of Year	$ 421,490	$ (11,592)	$ (1,681)	$ 408,217	$ 6,029,070

DRAFT

Mitchell Area Development Corporation

Combining Statement of Activities

September 30, 2024

	General	Dakota Heartland Development Association	Workforce Development	Total Without Donor Restrictions	Economic Development With Donor Restrictions
Revenues					
City and county support	$ 177,000	$ 25,000	$ --	$ 202,000	$ --
Gain on sale of property	9,419	--	--	9,419	378,851
Grants	50,000	--	--	50,000	269,375
Contributions	--	74,302	61,757	136,059	--
Interest income	1,515	12	--	1,527	55,968
Building lease	--	--	--	--	56,042
Dues	45,591	--	--	45,591	--
SDEP income (loss)	--	--	--	--	(3,307)
Total Revenues	283,525	99,314	61,757	444,596	756,929
Net Assets Released from Restrictions:					
Satisfaction of Purpose Restriction	75,000	--	--	75,000	(75,000)
Expenses					
Administrative					
Salaries and wages	211,487	74,638	33,213	319,338	--
Professional fees	35,905	2,350	83	38,338	--
Health insurance	16,969	11,470	7,231	35,670	--
Payroll taxes	15,387	4,486	2,222	22,095	--
Telephone	6,427	3,490	3,944	13,861	--
Supplies	8,219	3,152	298	11,669	--
Rent	7,200	1,800	1,800	10,800	--
Retirement	5,585	1,694	703	7,982	--
Training	6,042	302	1,396	7,740	--
Depreciation	4,547	695	1,537	6,779	--
Moving allowance	1,600	--	--	1,600	--
Total Administrative Expenses	319,368	104,077	52,427	475,872	--
Program services					
Moving grants	--	--	--	--	50,000
Dues and subscriptions	9,777	6,000	51	15,828	--
Travel and vehicle expense	5,012	9,853	--	14,865	--
Marketing and promotion	8,321	--	1,251	9,572	--
Workforce development	4,443	--	4,488	8,931	--
Postage and printing	4,548	2,611	145	7,304	--
Meetings and conferences	4,569	755	99	5,423	--
Website expense	3,962	24	--	3,986	--
Meals	--	2,861	--	2,861	--
Software renewals	1,000	--	--	1,000	--
Total Program Services Expenses	41,632	22,104	6,034	69,770	50,000
Support					
Marketing and promotion	--	--	--	--	147,281
Workforce development	--	--	--	--	68,192
Property taxes	--	--	--	--	67,511
Interest expense	--	--	--	--	44,800
Depreciation	--	--	--	--	28,517
Professional fees	--	--	--	--	20,864
Property maintenance	--	--	--	--	5,699
Insurance	--	--	--	--	4,530
Amortization	--	--	--	--	1,280
Miscellaneous	--	--	--	--	29
Total Support Expenses	--	--	--	--	388,703
Total Expenses	361,000	126,181	58,461	545,642	438,703
Increase (Decrease) in Net Assets	(2,475)	(26,867)	3,296	(26,046)	243,226
Net Assets, Beginning of Year	44,838	9,250	20,664	74,752	3,937,558
Net Assets, End of Year	$ 42,363	$ (17,617)	$ 23,960	$ 48,706	$ 4,180,784

DRAFT

Dakota Heartland Development Association
2026-2027 PROPOSED ADMINISTRATIVE BUDGET

REVENUE	2025-2026 Budget	Actuals 6/30/2026	2026-2027 Proposed
Income-Banks	6,500	3,000	3,000
Income-Utility Companies	6,000	2,000	2,000
Income-Health Care	12,500	-	12,500
Income-Communities	56,919	45,673	58,246
Income-City of Mitchell	25,000	18,750	25,000
Income-Agri-Business	3,500	-	2,000
Income-Professional	2,000	-	2,000
Inocme- Misc	2,000	1,700	2,000
Income-Interest	40	14	40
Total Revenue	**$ 114,459**	**$ 71,136**	**$ 106,786**
EXPENSES			
PERSONNEL EXPENSES			
Salaries & Wages	71,610	55,085	71,610
Retirement	2,148	1,543	2,148
Payroll Tax Expense	5,528	4,003	5,528
Insurance	13,708	3,126	284
Total Personnel Expenses	**$ 92,994**	**$ 63,756**	**$ 79,570**
COMMUNICATIONS EXPENSE			
Annual and Board Meetings	-	190	-
Meals	2,500	606	4,000
Memberships & Subscriptions	6,000	6,000	6,000
Postage/Printing/Newsletter	1,000	1,002	3,000
Telephone Services	3,000	3,048	4,000
Travel & Auto	5,000	529	6,000
Website Expenses	25	25	25
Professional Development	300	-	300
Total Communications Expense	**$ 17,825**	**$ 11,400**	**$ 23,325**
ADMINISTRATIVE EXPENSES			
Property and Equipment	-	-	-
Maintenance/Repairs	-	-	-
Professional Services	-	1,741	-
Rent	1,800	-	1,800
Supplies/Materials	1,000	928	1,000
Depreciation	482	551	482
Total Administrative Expenses	**$ 3,282**	**$ 3,219**	**$ 3,282**
TOTAL EXPENSES	**$ 114,101**	**$ 78,375**	**$ 106,177**
NET REVENUES (EXPENSES)	***$ 358***	***$ (7,239)***	***$ 609***

Dakota Heartland Development Association

FACT SHEET - Summer 2026

Background

Vision: *Established in the Fall of 2007 the association was established to:*

- Offer professional, comprehensive economic development assistance to communities in the region. This assistance will be crafted to meet the individual needs of member communities while facilitating the potential larger opportunities available to the region.

Purpose: *Working with member communities and the region, we strive to provide:*

1. **Goal Setting/Planning**
2. **Business Retention/Expansion**
3. **Business Recruitment**
4. **New Business Development**

Funding

Started with three-year seed capital grant from ***Avera Health****, funding is provided by member communities and community partners.*

- Member communities provide an initial $10 per capita plus 3% annual increase to belong to the association.
- 2025-26 Assn. budget is $110,677.00
- Other funding sources* include:
  - Banks
  - Utilities
  - Health Care
  - Agri-Business
  - Railroads
  - Others

**An identified future list of communities and funding sources is listed on the reverse side.*

Current Community Investors

- ✓ **Parkston**
- ✓ **Corsica**
- ✓ ✓ **White Lake**
- ✓ ✓ **Armour**
- ✓ **Tripp**

Current Board Members

President – Mike Maxwell, Parkston

V. President – Charlie Christensen, White Lake

Sec./Treasurer – Jamie Rexwinkel, Corsica

Member – Caleb Finck, Tripp

Member – Otto Fousek, Armour

Member – Mike Lauritsen, Mitchell Area Dev.

Ex-Officio – Lori Cowman, District III

5. Business Development

Current 2025-26 Funding Sources

SOURCE	Committed
Communities	$ 53,295
City of Mitchell	$ 25,000
Banks	$ 6,500
Utilities	$ 6,500
Health Care	$ 12,500
Agri-Business	$ 7,000
Others	$
TOTAL	**$ 110,795**

Communities – Projected 2025-26:

Community	Population
Parkston	1,674
Corsica	644
White Lake	405
Armour	699
Tripp	632
Subtotal	*4,054*
Mitchell	Annual Gift
Prospects	
Plankinton	707
Woonsocket	631
Mt. Vernon	462
Alexandria	615
Salem	1,347

Community Partners:

BANKS
- Farmers State Bank
- First Dakota
- Farmers & Merchants
- BankWest

UTILITIES
- Northwestern Energy
- Santel
- Douglas Co. REA
- Southeastern Electric
- Central Electric REA

HEALTH CARE
- Avera St. Benedict
- Avera Queen of Peace

AG PROCESSING
- POET - Mitchell
- C&B Enterprises.

Recent Accomplishments

Parkston Area Development Corp.

Parkston Business Park/Multi-Family Development

- Kaylor Agri-Services Expansion in 2025.
- Four duplexes built since early 2022 w/ at least one new duplex and new business condos are projected to be completed by 1st Qtr. 2025.

New 40-acre Business Park Project Underway

- Working with Kaylor Agri-Services and several other businesses to accommodate business growth. Infrastructure funding of a nearly $6M secured thru use of low-interest financing and Tax Increment Financing. Construction continues.

Corsica Development Corp.

Continued Offering Governor's Homes to Community

- Utilizing the SD Housing's programs, we have been developing two single-family housing units in Corsica for qualified buyers each year. Ten Gov's Homes in last 5 years.

New 24 acre Business Park Completed Summer '25

- Dev. Corp. in conjunction with a $500,000 grant from GOED built a 11-lot Business Park at a cost of over $2.5 million.
- Bazen Wood Working and Graham Tire Ag and automotive tire facility completed in 2026.

White Lake Development Corp.

Building a New Workforce Housing Unit

- Worked with the local school district and nursing home to build a new three-unit, 2 bed, 1 bath workforce housing facility.
- The $650,000+ project will allow staff from the School, nursing home and Avera clinic to live in White Lake.
- Currently working on 3bed/2bath Gov's Home.

Armour Community Development Corp.

New Housing Offered thru various initiatives

- Affordable workforce housing, single-family Governor's home and a new 37-lot housing subdivision being developed using major funding from SD Housing.

Tripp Development Corp.

Commercial and Housing Development

- Focusing on commercial and housing development, Tripp Dev. sold a Main St. Building, purchase and cleanup dilapidated housing lots for redevelopment and built a new -3bed/2bath home for $296,700.

APPLICATION FOR 2027 SUBSIDY OF CITY FUNDS

Applicant: First Circuit Court Appointed Special Advocate (CASA) Program

Address: 115 E 11th Avenue, Mitchell, SD 57301

Telephone: [redacted]

Contact (individual responsible for the project)

Name: Jackie Horton

Title: Executive Director

Address: 115 E 11th Avenue, Mitchell, SD 57301

Telephone: [redacted]

Email: [redacted]

Applicant is:

- ☑ **nonprofit organization**
- ☐ **government agency**
- ☐ **for-profit business**
- ☐ **an individual**
- ☐ **other**

Amount Requested: $ 10,000.00

1. **Subsidy Intended Use:** What (specifically) will the subsidy be used for, and what is the public benefit?

First Circuit CASA respectfully requests $10,000 from the City of Mitchell to strengthen volunteer recruitment, expand community awareness, and increase public engagement so more children in Mitchell have a dedicated CASA volunteer advocating for their best interests during abuse and neglect court proceedings.

The public benefit is substantial. CASA volunteers provide children with a consistent, caring adult who gets to know them, gives them a voice in court, and remains by their side while their case moves through the child welfare system. Volunteers collaborate with judges, attorneys, teachers, therapists, foster parents, and the Department of Social Services to help ensure informed decisions are made for each child's safety and well-being.

A. Advertising: If any portion of the subsidy will be used for advertising, please provide the analytics for the advertising dollars spent in previous years, and an itemization of where the advertising dollars will be spent with the subsidy funds.

First Circuit CASA uses advertising to recruit CASA volunteers, increase community awareness of child abuse and neglect, and educate the Mitchell community about the role CASA volunteers play in advocating for children in the court system.

Since partnering with Creative Advantage in May 2026, First Circuit CASA has experienced significant growth in community awareness and volunteer recruitment.

May 2026 Volunteer Recruitment Campaign

- Facebook views increased 101.6% to 183,159.
- Facebook reach increased 99.6% to 41,967 people.
- Content interactions increased 137.7%.
- Instagram reach increased 52.8%.

June 2026 Volunteer Recruitment Campaign

- 433 volunteer recruitment landing page views
- $49.02 advertising investment
- Cost per result: $0.11 per landing page view
- 7,152 ad impressions
- 3,425 people reached

June also showed continued growth in video engagement and community awareness, with Facebook watch time increasing **569.3%** and Instagram reach increasing **69.6%**.

These results demonstrate that professional marketing and advertising are increasing community awareness while helping First Circuit CASA reach more potential volunteers and educate the community.

If awarded, City subsidy funds will be used for:

- Professional volunteer recruitment marketing and social media management.
- Paid Facebook and Instagram advertising.
- Volunteer recruitment campaigns.
- Photography and video production.
- Graphic design and promotional materials.
- Community awareness campaigns.

The goal of these advertising efforts is to recruit more CASA volunteers, increase community awareness of child abuse and neglect, and ensure that no child has to wait for a CASA volunteer due to a lack of trained volunteers.

B. Wages: If any portion of the subsidy will be used for wages, please list the positions funded and what percentage of the wage the subsidy covers. Please include job descriptions and wages for the positions funded by the subsidy.

Not Applicable. No portion of the requested City subsidy will be used to fund employee wages or benefits.

2. **Goals:** Describe measurable goals that you intend to accomplish in the next year that are directly funded by the subsidy and describe how you will measure your performance towards those goals.

Goal: Strengthen volunteer recruitment and community awareness through professional marketing, social media, and community outreach to maintain a volunteer program that is prepared to accept every child referred to CASA for advocacy services.

Performance will be measured by:

- Conduct a minimum of 4 paid volunteer recruitment campaigns.
- Reviewing advertising analytics and adjusting campaigns based on performance.
- Conducting CASA pre-service training for new volunteers.
- Offer multiple community education and training opportunities.
- Tracking attendance at volunteer recruitment and community education events.

A. Previous Subsidy Goals/Performance: If you received a subsidy in previous years, please provide the most recent goal and performance measure for that goal for the previous year subsidy.

The final performance report for First Circuit CASA's 2026 City of Mitchell subsidy was submitted to Mayor Jordan Hanson and Stephanie Ellwein on June 23, 2026. A copy of the report is included in the appendix of this application for reference in response to Question 2A

3. **Measurement:** What will the subsidy requested accomplish for the City of Mitchell? How will you measure the benefit to the public? (Please list the specific actions & measurable results.) How do these measurable goals align with City priorities? (The measurement has to be tied to the subsidy and cannot include inflation driven numbers.)

What will the subsidy accomplish?

- Increase community awareness of First Circuit CASA and the need for CASA volunteers.
- Strengthen volunteer recruitment efforts.
- Support ongoing community education about child advocacy.
- Help ensure no Mitchell child waits for a CASA due to a lack of available volunteers.

How will we measure the public benefit?

- Advertising analytics.
- Volunteer recruitment activity.
- Community education opportunities offered.
- Attendance at community outreach and educational events.
- Availability of trained CASA volunteers when the court refers children.

4. **Previous Subsidy:** If you received a subsidy last year, please itemize how the dollars were spent, provide the goal you established for the subsidy, and the measurements that were used to assess the success of the goal. Was the goal obtained? Why or why not?

Yes. We exceeded the goals established for the 2026 City of Mitchell subsidy.

We remain committed to using City funds responsibly to strengthen volunteer recruitment, ensuring children throughout the First Judicial Circuit, including those in Mitchell, continue to receive high-quality CASA advocacy.

An itemized Excel spreadsheet showing how the 2026 City of Mitchell subsidy was spent is provided below.

The goals established for the 2026 subsidy and the performance measurements used to evaluate those goals are summarized above in question 2A.

Date	Ref #	Name	Descrption	Paid Out	City Invoice/Payment
1/5/2026	8221	Mike Weiss	2035.31 -277.28 taxes, -567.62 deductions	$ 1,190.41	
1/19/2026	8234	Mike Weiss	2035.31 -277.27 taxes, -567.62 deductions	$ 1,190.42	
4/1/2026	8300	Mike Weiss	2035.31 -277.15 taxes, -569.36 deductions	$ 1,188.80	
4/13/2026	8329	Mike Weiss	2035.31 -277.14 taxes, -569.36 deductions	$ 1,188.81	
5/11/2026	2814	City of Mitchell	1st qtr - paid 6/16/2026		$ 1,250.00
5/11/2026	2814	City of Mitchell	2nd qtr - paud 6/16/2026		$ 1,250.00
7/6/2026	8421	Mike Weiss	2035.31 -277.15 taxes, -569.36 deductions	$ 1,188.80	
7/7/2026	2818	City of Mitchell	3rd qtr		$ 1,250.00
10/1/2026		City of Mitchell	4th qtr will be invoiced 10/1/2026		$ 1,250.00
				$ 5,947.24	$ 5,000.00

5. **Competition:** Does your organization compete or provide a service that private enterprise is currently providing? If your entity is competing, why is the subsidy necessary for your organization?

No, First Circuit CASA does not compete with private enterprise. We provide a specialized advocacy service for abused and neglected children that is court-appointed and volunteer-driven, operating under a nonprofit model. Under South Dakota Codified Law 26-8A-20, judges may appoint a representative to advocate for a child's best interests. CASA volunteers serve in that court-appointed role. This is a legal child welfare function that private businesses and for-profit organizations are neither authorized nor equipped to provide.

The requested City subsidy will support volunteer recruitment and community awareness efforts to help ensure trained CASA volunteers are available when children are appointed a CASA by the court. Continued investment in volunteer recruitment helps First Circuit CASA maintain a strong volunteer program, ensuring no Mitchell child has to wait for a CASA volunteer due to a lack of resources.

6. **Subsidy as a percent of income:** What is the subsidy/income % for your organization? Please provide documentation as to how you calculated this percentage. *If your subsidy exceeds 50% your financials are required to be made available publicly as part of the subsidyprocess.*

The City of Mitchell's 2026 subsidy of $5,000 represented approximately 0.94% of First Circuit CASA's approved 2026 budget of $528,388 ($5,000 ÷ $528,388 = 0.94%).

For the current funding request, First Circuit CASA is requesting a $10,000 subsidy. Based on our preliminary 2027 budget of $588,000, the requested subsidy would represent approximately 1.70% of the organization's total projected income ($10,000 ÷ $588,000 = 1.70%).

Documentation supporting these calculations is included with the attached 2026 budget and preliminary 2027 budget.

7. **Please list all sources of private investment or contributions aside from your subsidy request.**

Source of Revenue	Amount
Government Grants (VOCA, SD CASA Commission, CIP, etc.)	$285,000
United Way	$22,000
Fundraising Events	$110,000
Annual Fund Drive	$130,000
County & Foundation Contributions (excluding City of Mitchell request)	$31,000
	$578,000
Investment Income	$24,465
TOTAL	**$602,465**

8. Do you receive any federal funding. If so, how much is received and from what source?

Yes. First Circuit CASA receives federal funding through the Victims of Crime Act (VOCA) grant administered by the State of South Dakota. For 2027, the federal portion awarded is $137,128.24.

Certification

Acting as the duly authorized representative for the described project and its sponsoring organization/agency/business, I certify that the information submitted is correct to the best of my knowledge and belief and submit this request for funding to the City of Mitchell.

Name: Jackie Horton Jackie Horton
Title: Executive Director

☒ By checking this box, I acknowledge my agreement to the above certification.

☒ By checking this box, I acknowledge that I have included my most recent financial statements as required by the application for funds.

☒ By checking this box, I acknowledge that the required reports from the previous subsidy (if applicable) have been submitted to the City prior to the July 1st application opening period. I also understand that failure to do so will automatically disqualify this application.

☒ By checking this box, I acknowledge the reporting requirements for receipt of City Subsidy Funds.

☒ By checking this box, I acknowledge that if more than 50% of the organization's annual income comes from City Subsidy funds, the organization cannot financially support candidates or ballot issues.

☒ By checking this box, I acknowledge that Subsidies that are more than 50% of the organization's annual income are required to have publicly available financials. *(This includes in the past two years, or the subsidy application year)*.

Date 07-13-2026

City of Mitchell
2026 Grant Reporting

Reason for the Subsidy

The City of Mitchell subsidy supported a portion of the wages and benefits of First Circuit CASA's Community Engagement Director during the period of July 1, 2025, through June 30, 2026. The position is responsible for volunteer recruitment, community outreach, public education, fundraising, and increasing awareness of the needs of abused and neglected children in foster care. The requested $10,000 subsidy represented approximately 1.95% of First Circuit CASA's annual budget, while the awarded $5,000 subsidy represented approximately 0.97%. The subsidy was used to provide strategic support to expand volunteer and donor engagement.

Public Purpose Served by the Subsidy

The subsidy served a public purpose by strengthening services for abused and neglected children in foster care and increasing community awareness throughout Mitchell and the surrounding region. Funds supported volunteer recruitment and community education efforts that increased the number of trained advocates available to serve children. The investment also helped expand partnerships and community engagement, ensuring more children have a dedicated voice advocating for their safety, permanency, and well-being.

Specific Performance Measurements to be Attained

Performance measures for the funding period included:

- Recruit and train at least five (5) new CASA volunteers.
- Increase the number of volunteers assigned to children in need of advocacy.
- Increase community awareness of First Circuit CASA's mission by conducting at least fifteen (15) community presentations, booths, or outreach events.
- Recruit at least five (5) new or recurring donors to support sustainability efforts.

Final Outcomes

First Circuit CASA exceeded all performance goals during the funding period.

Volunteer Recruitment

- Goal: Recruit and train 5 new volunteers.
- Outcome: 10 new volunteers were trained, exceeding the goal by 100%.
- Eight volunteers were assigned to children in need of advocacy.

- New volunteers trained were from the following counties: Davison (4), Hutchinson (2), McCook (2), and Sanborn (2).

Community Outreach

- Goal: Conduct 15 presentations, booths, or outreach events.
- Outcome: First Circuit CASA conducted 18 presentations, booths, and community events reaching more than 1,100 individuals through civic organizations, schools, colleges, conferences, health fairs, and community groups throughout the region.

Date	Location	Event Type/Audience	Attendance
June 18, 2025	Mitchell	Kiwanis Club presentation	8
May 6, 2025	Davison County	Davison County Shooting Club presentation	15
June 12, 2025	Parkston	Our Home presentation	30
April 26, 2025	Chamberlain	Lutheran Women's Conference booth and presentation	115
June 5, 2025	Fort Thompson	Indian Health Services booth	250
September 10, 2025	Mitchell	DWU Psychology Department presentations (2)	40
August 15, 2025	Marty	Marty Indian School presentation	356
October 3, 2025	Lake Andes	Andes Central School presentation	30
November 5, 2025	Chamberlain	Chamberlain Fire Department presentation	6
September 16, 2025	Mitchell	DWU Education Department presentation	15
September 3, 2025	Mitchell	Superintendent Group presentation	22
September 16, 2025	Mitchell	DWU Freshman and Community Resources Panel	120
December 10, 2025	Mitchell	Mitchell Technical College Community Resources class	12
January 22, 2026	Mitchell	100 Women United presentation	55
February 19, 2026	Mitchell	Mitchell Moose Lodge Board presentation	11
February 19, 2026	Mitchell	First Interstate Bank presentation	6
March 11, 2026	Chamberlain	Head Start Directors Meeting presentation	7
April 21, 2026	Mitchell	Mitchell Lions Club presentation	18

These outreach efforts increased awareness of child abuse and neglect and educated community members about the role of CASA volunteers. They strengthened volunteer recruitment efforts and community partnerships throughout First Circuit CASA's service area.

Donor Development

- Goal: Recruit five new or recurring donors.
- Outcome: First Circuit CASA significantly exceeded this goal through multiple fundraising initiatives.

Results included:

- Nine new recurring monthly donors through the Power of 10 Campaign.
- Twelve new donors through the annual Breakfast Event.
- Seven new event sponsors through CASA's Got Talent.
- Fifteen new agricultural raffle participants.
- Five new gun raffle participants.
- Eight new Urban raffle participants.
- Eleven additional new donors made charitable gifts at CASA's Got Talent event.
- Two new auction-item donors.
- Four new businesses hosted third-party fundraisers.
- Twenty-three additional new donors acquired through year-end and monthly giving campaigns.
- Four new major donors contributed livestock or grain sales to support the mission.

These accomplishments expanded First Circuit CASA's volunteer base, increased public awareness, strengthened financial sustainability, and enhanced our capacity to provide advocacy services to abused and neglected children throughout Mitchell and the surrounding communities. We are grateful for the City of Mitchell's investment in helping ensure vulnerable children have a dedicated voice advocating for their safety, permanency, and well-being.

FIRST CIRCUIT COURT APPOINTED SPECIAL ADVOCATE PROGRAM

FINANCIAL STATEMENTS

FOR THE YEARS ENDED DECEMBER 31, 2025 AND 2024

Carlon & Millar, Prof. L.L.C.

certified public accountants

CONTENTS

	PAGE
INDEPENDENT ACCOUNTANT'S REVIEW REPORT	1-2
STATEMENT OF ASSETS, LIABILITIES AND NET ASSETS – MODIFIED CASH BASIS	3
STATEMENT OF REVENUES, EXPENSES AND CHANGES IN NET ASSETS – MODIFIED CASH BASIS	4
STATEMENT OF FUNCTIONAL EXPENSES – MODIFIED CASH BASIS	5-6
NOTES TO FINANCIAL STATEMENTS	7-9
SUPPLEMENTARY INFORMATION	10
SCHEDULE OF FUNDRAISERS REVENUE	11

Carlon & Millar, Prof. L.L.C.
certified public accountants
Patrick J. Carlon, CPA
Ronald R. Millar, CPA

INDEPENDENT ACCOUNTANT'S REVIEW REPORT

To the Board of Directors of
First Circuit CASA Program
Mitchell, South Dakota 57301

We have reviewed the accompanying financial statements of First Circuit CASA Program (a South Dakota nonprofit organization) which comprise the statement of assets, liabilities, and net assets – modified cash basis as of December 31, 2025 and 2024, and the related statement of revenues, expenses and changes in net assets-modified cash basis and functional expenses – modified cash basis for the years then ended, and the related notes to the financial statements. A review includes primarily applying analytical procedures to management's financial data and making inquiries of management. A review is substantially less in scope than an audit, the objective of which is the expression of an opinion regarding the financial statements as a whole. Accordingly, we do not express such an opinion.

Management's Responsibility for the Financial Statements

Management is responsible for the preparation and fair presentation of these financial statements in accordance with the modified cash basis of accounting; this includes determining that the modified cash basis of accounting is an acceptable basis for the preparation of financial statements in the circumstances. Management is also responsible for the design, implementation, and maintenance of internal control relevant to the preparation and fair presentation of financial statements that are free from material misstatement whether due to fraud or error.

Accountant's Responsibility

Our responsibility is to conduct the review engagement in accordance with Statements on Standards for Accounting and Review Services promulgated by the Accounting and Review Services Committee of the AICPA. Those standards require us to perform procedures to obtain limited assurance as a basis for reporting whether we are aware of any material modifications that should be made to the financial statements for them to be in accordance with the modified cash basis of accounting. We believe that the results of our procedures provide a reasonable basis for our conclusion. We are required to be independent of the First Circuit CASA Program and to meet our other ethical responsibilities, in accordance with the relevant ethical requirements related to our review.

Accountant's Conclusion

Based on our review, we are not aware of any material modifications that should be made to the accompanying financial statements in order for them to be in accordance with the modified cash basis of accounting.

Basis of Accounting

We draw attention to Note 2 of the financial statements, which describes the basis of accounting. The financial statements are prepared in accordance with the modified cash basis of accounting, which is a basis of accounting other than accounting principles generally accepted in the United States of America. Our conclusion is not modified with respect to this matter.

Report on Supplementary Information

The supplementary information included in the schedule of fundraisers revenue is presented for purposes of additional analysis and is not a required part of the basic financial statements. Such information is the responsibility of management and was derived from, and relates directly to, the underlying accounting and other records used to prepare the financial statements. The supplementary information has been subjected to the review procedures applied in our review of the basic financial statements. We are not aware of any material modifications that should be made to the supplementary information. We have not audited the supplementary information and do not express an opinion on such information.

Carlson + Miller Prof LLC

Mitchell, South Dakota
February 23, 2026

First Circuit Court Appointed Special Advocate Program
Statement of Assets, Liabilities and Net Assets - Modified Cash Basis
December 31, 2025 and 2024

	2025	2024
Assets		
Current Assets		
Cash in Bank - Checking and Savings	$ 178,953	$ 135,916
Brokerage Account - Dice Financial	99,398	177,040
Prepaid Rent	6,950	6,950
Certificates of Deposit	331,470	-
Rent Deposit	975	975
Total Current Assets	617,746	320,881
Investments		
Certificates of Deposit	125,000	250,000
Property and Equipment		
Office Equipment and Furniture	45,548	47,096
Less Accumulated Depreciation	(33,262)	(33,296)
Net Property and Equipment	12,286	13,800
	$ 755,032	$ 584,681
Net Assets		
Net Assets Without Restrictions	$ 755,032	$ 584,681
	$ 755,032	$ 584,681

See accompanying notes to these statements.

First Circuit Court Appointed Special Advocate Program
Statement of Revenues, Expenses and Changes in Net Assets - Modified Cash Basis
For the Years Ended December 31, 2025 and 2024

	2025	2024
Revenues		
Grants		
State of South Dakota	$ 127,415	$ -
VOCA	94,632	122,560
South Dakota CASA	35,000	68,835
Court Improvement	21,900	21,300
Other	9,000	15,700
Court Improvement - Extra	4,969	1,721
Fundraisers	107,711	106,692
Major Gifts	82,260	83,974
Donations	27,556	25,727
United Way	20,000	18,000
County/City Gifts	19,000	15,000
Memorials	908	100
In-Kind Donations	-	2,000
Total Revenues	550,351	481,609
Expenses		
Program	349,734	328,738
Management and General	90,849	85,171
Fund Raising	47,639	57,135
Total Expenses	488,222	471,044
Other Income (Expenses)		
Employee Retention Credit - IRS	105,431	-
Fees - ERC	(20,489)	-
Interest	15,922	18,743
Dividends	7,358	2,040
Total Other Income	108,222	20,783
Change in Net Assets	170,351	31,348
Net Assets, Beginning of Year	584,681	553,333
Net Assets, End of Year	$ 755,032	$ 584,681

See accompanying notes to these statements.

First Circuit Court Appointed Special Advocate Program
Statement of Functional Expenses- Modified Cash Basis
For the Year Ended December 31, 2025

	Program Services	Management and General	Fundraising	Total
Salaries and Wages	$ 237,375	$ 43,910	$ 21,954	$ 303,239
Health Benefits	24,837	4,776	2,224	31,837
Retirement	5,786	1,113	518	7,417
Payroll Taxes	16,970	3,264	1,522	21,756
Travel	21,253	2,362	-	23,615
Training and Conferences	5,462	-	-	5,462
Advertising and Public Relations	7,603	-	1,901	9,504
Special Events	-	-	10,204	10,204
Direct Mail	-	-	4,191	4,191
Rent	5,400	5,400	1,200	12,000
Insurance	4,847	2,693	539	8,079
Software Expense	4,424	4,425	2,212	11,061
Printing/Copies	614	4,860	666	6,140
Maintenance	4,300	2,150	-	6,450
Depreciation	2,670	2,671	-	5,341
Utilities	2,286	2,286	508	5,080
Supplies	-	6,823	-	6,823
Volunteers Appreciation	2,783	-	-	2,783
Professional and Member Fees	1,102	1,102	-	2,204
Postage	-	991	-	991
Telephone	1,654	1,655	-	3,309
Internet	368	368	-	736
Total	$ 349,734	$ 90,849	$ 47,639	$ 488,222

See accompanying notes to these statements.

First Circuit Court Appointed Special Advocate Program
Statement of Functional Expenses- Modified Cash Basis
For the Year Ended December 31, 2024

	Program Services	Management and General	Fundraising	Total
Salaries and Wages	$ 205,626	$ 42,221	$ 21,110	$ 268,957
Health Benefits	25,805	5,299	2,649	33,753
Retirement	5,558	1,170	585	7,313
Payroll Taxes	16,499	3,474	1,737	21,710
Travel	20,723	2,764	-	23,487
Training and Conferences	3,151	-	-	3,151
Advertising and Public Relations	24,319	-	6,080	30,399
Special Events	-	-	15,739	15,739
Direct Mail	-	-	3,379	3,379
Rent	5,400	5,400	1,200	12,000
Insurance	4,815	2,675	535	8,025
Software Expense	7,012	2,337	2,337	11,686
Leased Equip/Service Contract	-	6,980	-	6,980
Maintenance	-	2,078	-	2,078
Depreciation	2,507	2,508	-	5,015
Utilities	1,977	1,977	439	4,393
Supplies	1,702	1,702	851	4,255
Volunteers Appreciation	2,168	-	-	2,168
Professional Fees	-	2,080	-	2,080
Dues	454	455	-	909
Postage	-	987	494	1,481
Telephone	662	663	-	1,325
Internet	360	361	-	721
Bank Fees	-	40	-	40
Total	$ 328,738	$ 85,171	$ 57,135	$ 471,044

See accompanying notes to these statements.

First Circuit Court Appointed Special Advocate Program
Notes to Financial Statements

1. Organization and Nature of Activities:

   The First Circuit Court Appointed Special Advocate Program (CASA) is a non-profit organization and is affiliated with national and state CASA organizations.

   CASA provides trained community volunteers appointed by a judge to promote and protect the best interests of abused and neglected children that are involved in the court system through no fault of their own. CASA volunteers provide the court with a carefully researched background of the child to assist the court in making sound decisions about the child's future. The CASA volunteer may make recommendations about foster care, reuniting with parents, legal freedom or adoption based on their visitations with the child, the parents and those who are knowledgeable about the child's history. The CASA program was originally developed by the Davison County Child Protection Team in 2000.

2. Summary of Significant Accounting Policies:

   Basis of Accounting: The Organization's policy is to prepare its financial statements on the modified cash basis of accounting; consequently, contributions and other revenues are recognized when received rather than when promised or earned, and certain expenses and purchases of assets are recognized when cash is disbursed rather than when the obligation is incurred.

   Financial Statement Presentation: The Organization has adopted FASB Accounting Standards Update (ASU) No.2016-14. "Presentation of Financial Statements of Not-For-Profit Entities." Under ASU 2016-14, the Organization is required to report information regarding its financial position and activities according to two classes of net assets: net assets without donor restrictions and net assets with donor restrictions.

   Contributions: Contributions received including unconditional promises to give, are recorded as support depending on the existence and/or nature of any donor restrictions. Restricted net assets are reclassified to unrestricted net assets upon satisfaction of the time or purpose restrictions. Unless specifically restricted by the donor, all contributions are considered to be available for unrestricted use.

   Estimates: The preparation of financial statements in conformity with generally accepted accounting principles requires management to make estimates and assumptions that affect certain reported amounts and disclosures. Accordingly, actual results could differ from those estimates.

   Concentrations: The fund-raising and service activities of the Organization are confined to the First Circuit geographical area of South Dakota. At December 31, 2025,the Organization had cash in bank accounts that exceeded the FDIC insured limit by $14,761.

Property and Equipment: Property and equipment are recorded at cost, when purchased, or if donated, at their estimated fair market value at date of donation. All acquisitions or property and equipment in excess of $500 and all expenditures for repairs, maintenance, renewals, and betterments that materially prolong the useful lives of assets are capitalized. Depreciation is provided on the straight-line method over estimated useful lives ranging from three to ten years.

Cash and Cash Equivalents: The Organization considers all certificates of deposit purchased with a maturity of three months or less to be current assets.

Advertising and Public Relations Costs: Advertising and public relations costs are expensed as incurred.

Cost Allocation: The financial statements report certain categories of expenses that are attributable to more than one program or supporting function. Therefore, these expenses require allocation on a reasonable basis that is consistently applied. The expenses that are allocated include compensation and benefits, which are allocated on the basis of estimates of time and effort, as well as depreciation and occupancy, which are allocated on a square footage basis.

3. Tax Status:
   The Organization is exempt from federal income tax under Section 501(c)(3) of the Internal Revenue Code. Donations are deductible for income tax purposes.

4. Contributed Services:
   Numerous individuals volunteer their time and perform valuable tasks that assist the Organization with its program and supporting services. These services typically do not meet the criteria for recognition of income under SFAS No. 116.

5. Net Assets with Donor Restrictions:
   At December 31, 2025 and 2024, the Organization had no net assets with donor restrictions.

6. Income Taxes:
   The federal tax returns (Form 990) of CASA for years ending December 31, 2025, 2024, 2023 and 2022 are subject to examination by the IRS, generally for three years after they are filed.

7. Retirement Plan:
   In 2016 the Organization adopted a SIMPLE retirement plan whereby eligible employees' contributions are matched up to 3% of qualified wages.

8. Leases:
   On August 1, 2018, the Organization moved into its present location. The rent was $975 per month plus utilities. The old lease ran through July 31, 2023. At that time the lease was renewed at a monthly rate of $1,000.

Starting in October, 2016, a Toshiba copier was leased from A & B Business, Inc. for $368 per month, including maintenance. The new lease ran for 63 months through December, 2023. The lease was then renewed at year end for $551 per month, including maintenance.

The following is a schedule by years of future minimum payments under the non-cancelable leases as of December 31, 2025:

Calendar year:

2026	$18,618
2027	18,618
2028	18,618

9. Brokerage Investment:
The organization opened a brokerage account with Dice Financial during the prior year. The entire investment is in the American U.S. Government Money Market Fund. At December 31, 2025, the estimated yield was 3.44%.

10. Fund Raising Costs:
Fund raising costs made up 9.8% of total expenses in 2025, 12.1% of total expenses in 2024, 10.6% of total expenses in 2023 and 14.6% of total expenses in 2022.

11. Accrued Vacation:
The organization's vacation policy allows carryover of a maximum of 80 hours. At December 31, 2025, there was unused vacation pay of $5,386.

12. Subsequent Events:
Management has evaluated subsequent events through February 23, 2026, the date the financial statements were available to be issued.

SUPPLEMENTARY INFORMATION

First Circuit Court Appointed Special Advocate Program
Schedule of Fundraisers Revenue
For the Years Ended December 31, 2025 and 2024

	2025	2024
CASA's Got Talent	$ 59,233	$ 54,296
CASA's Got Talent Sponsorships	34,850	30,600
Community Breakfast	10,051	6,673
Other - Various	3,049	-
Fill the Calendar	528	4,737
Kids Helping Kids	-	6,479
Concerts	-	2,895
Arts-in-the-Park T-shirts	-	1,012
Total	$ 107,711	$ 106,692

		2026	Preliminary Budget 2027
Ordinary Income/Expense			
Income			
	205 · Grants	296,588.00	348,000.00
	260.1 · Fundraisers	106,000.00	110,000.00
	285 · Annual Fund Drive	125,800.00	130,000.00
Total Income		528,388.00	588,000.00
Expense			
	300 · Personnel & Related Costs	408,304.00	460,746.00
	734 · Operational Insurance	8,899.00	8,899.00
	500 · Program Travel & Training	29,852.00	32,300.00
	610 · Fundraising & Outreach	34,820.00	51,020.00
	800 ·Office Operations	49,385.00	53,600.00
	872 · Professional & Member Fees	2,900.00	3,400.00
	Depreciation	2,500.00	2,500.00
Total Expense		536,660.00	612,465.00
Net Ordinary Income		-8,272.00	-24,464.00
Other Income/Expense			
Other Income			
	295 · Interest Income	23,075.00	24,465.00
Total Other Income		23,075.00	24,465.00
Net Other Income		23,075.00	24,465.00
Net Income		**14,803.00**	**1.00**

FIRST CIRCUIT CASA
Mitchell, SD
Board of Directors 2026

CHAIR Terry Reyelts (12/31/28) – First National Insurance [redacted]	**VICE-CHAIR** Jesse Tolsma (12/31/25) – Dice Financial [redacted]
TREASURER Whitney Hinker (12/31/27) – BankWest [redacted]	**SECRETARY** Stacy Giblin (12/31/25) – Northwestern Mutual [redacted]
MEMBERS	
Artika Franklin (12/31/27) – Aurora Plains Academy [redacted]	Jordan Platt (12/31/27) – Student [redacted]
Karen Goehring (12/31/29) – Our Home [redacted]	Jim Taylor (12/31/25) – P.C. Atty/Counselor at Law [redacted]
Lori Jones (12/31/29) – Mitchell Monuments [redacted]	Seth Weeman (12/31/29) [redacted]
Josie Lemer (12/31/28) – CJ's [redacted]	Mike Weins (12/31/27) – A&B [redacted]
Mark Limberg (12/31/25) – AccuDataBookkeeping [redacted]	
* Names in bold are serving 3rd 3 yr. term	Jackie Horton – Executive Director [redacted]

City of Mitchell
2025 Grant Reporting

Reason for the Subsidy

The City of Mitchell subsidy supported a portion of the wages and benefits of First Circuit CASA's Community Engagement Director during the period of July 1, 2025, through June 30, 2026. The position is responsible for volunteer recruitment, community outreach, public education, fundraising, and increasing awareness of the needs of abused and neglected children in foster care. The requested $10,000 subsidy represented approximately 1.95% of First Circuit CASA's annual budget, while the awarded $5,000 subsidy represented approximately 0.97%. The subsidy was used to provide strategic support to expand volunteer and donor engagement.

Public Purpose Served by the Subsidy

The subsidy served a public purpose by strengthening services for abused and neglected children in foster care and increasing community awareness throughout Mitchell and the surrounding region. Funds supported volunteer recruitment and community education efforts that increased the number of trained advocates available to serve children. The investment also helped expand partnerships and community engagement, ensuring more children have a dedicated voice advocating for their safety, permanency, and well-being.

Specific Performance Measurements to be Attained

Performance measures for the funding period included:

- Recruit and train at least five (5) new CASA volunteers.
- Increase the number of volunteers assigned to children in need of advocacy.
- Increase community awareness of First Circuit CASA's mission by conducting at least fifteen (15) community presentations, booths, or outreach events.
- Recruit at least five (5) new or recurring donors to support sustainability efforts.

Final Outcomes

First Circuit CASA exceeded all performance goals during the funding period.

Volunteer Recruitment

- Goal: Recruit and train 5 new volunteers.
- Outcome: 10 new volunteers were trained, exceeding the goal by 100%.
- Eight volunteers were assigned to children in need of advocacy.

- New volunteers trained were from the following counties: Davison (4), Hutchinson (2), McCook (2), and Sanborn (2).

Community Outreach

- Goal: Conduct 15 presentations, booths, or outreach events.
- Outcome: First Circuit CASA conducted 18 presentations, booths, and community events reaching more than 1,100 individuals through civic organizations, schools, colleges, conferences, health fairs, and community groups throughout the region.

Date	Location	Event Type/Audience	Attendance
June 18, 2025	Mitchell	Kiwanis Club presentation	8
May 6, 2025	Davison County	Davison County Shooting Club presentation	15
June 12, 2025	Parkston	Our Home presentation	30
April 26, 2025	Chamberlain	Lutheran Women's Conference booth and presentation	115
June 5, 2025	Fort Thompson	Indian Health Services booth	250
September 10, 2025	Mitchell	DWU Psychology Department presentations (2)	40
August 15, 2025	Marty	Marty Indian School presentation	356
October 3, 2025	Lake Andes	Andes Central School presentation	30
November 5, 2025	Chamberlain	Chamberlain Fire Department presentation	6
September 16, 2025	Mitchell	DWU Education Department presentation	15
September 3, 2025	Mitchell	Superintendent Group presentation	22
September 16, 2025	Mitchell	DWU Freshman and Community Resources Panel	120
December 10, 2025	Mitchell	Mitchell Technical College Community Resources class	12
January 22, 2026	Mitchell	100 Women United presentation	55
February 19, 2026	Mitchell	Mitchell Moose Lodge Board presentation	11
February 19, 2026	Mitchell	First Interstate Bank presentation	6
March 11, 2026	Chamberlain	Head Start Directors Meeting presentation	7
April 21, 2026	Mitchell	Mitchell Lions Club presentation	18

These outreach efforts increased awareness of child abuse and neglect and educated community members about the role of CASA volunteers. They strengthened volunteer recruitment efforts and community partnerships throughout First Circuit CASA's service area.

Donor Development

- Goal: Recruit five new or recurring donors.
- Outcome: First Circuit CASA significantly exceeded this goal through multiple fundraising initiatives.

Results included:

- Nine new recurring monthly donors through the Power of 10 Campaign.
- Twelve new donors through the annual Breakfast Event.
- Seven new event sponsors through CASA's Got Talent.
- Fifteen new agricultural raffle participants.
- Five new gun raffle participants.
- Eight new Urban raffle participants.
- Eleven additional new donors made charitable gifts at CASA’s Got Talent event.
- Two new auction-item donors.
- Four new businesses hosted third-party fundraisers.
- Twenty-three additional new donors acquired through year-end and monthly giving campaigns.
- Four new major donors contributed livestock or grain sales to support the mission.

These accomplishments expanded First Circuit CASA’s volunteer base, increased public awareness, strengthened financial sustainability, and enhanced our capacity to provide advocacy services to abused and neglected children throughout Mitchell and the surrounding communities. We are grateful for the City of Mitchell’s investment in helping ensure vulnerable children have a dedicated voice advocating for their safety, permanency, and well-being.

Mitchell Convention & Visitors Bureau
601 North Main Street | Mitchell, SD 57301
Phone: 605.996.6223
MitchellSD.com

To: Mitchell City Council
From: Mitchell Convention & Visitors Bureau
Date: July 27, 2026
Subject: 2027 Funding Application for Mitchell Convention & Visitors Bureau

Mayor and Council,

Enclosed is the request for continued funding for the Mitchell Convention & Visitors Bureau (CVB) for the 2027 fiscal year.

As Mitchell's official destination marketing organization, the CVB has proudly promoted our community for more than 30 years. Our mission remains focused on strengthening Mitchell's economy through tourism, attracting visitors, supporting local businesses, and enhancing the quality of life for residents. We respectfully request your continued support as we build on these efforts in the coming year.

In 2027, we will continue implementing strategic marketing initiatives that increase visitation, grow overnight stays, expand group travel opportunities, and enhance visitor experience. These efforts align with the long-term goals of the Mitchell Community Forward 2040 vision by supporting economic development, community vitality, and sustainable growth.

Through destination marketing, participation in travel and bus tour shows, cooperative advertising, and the recruitment of sporting events, meetings, conferences, and group tours, the CVB will continue positioning Mitchell as a premier destination known for its unique attractions, exceptional hospitality, and vibrant community. Thank you for your consideration.

Keelie Konfrst
CVB Director
Mitchell Convention & Visitors Bureau
[redacted]

APPLICATION FOR 2027 SUBSIDY OF CITY FUNDS

Applicant: Mitchell Convention & Visitors Bureau

Address: 601 N Main Street

Telephone: [redacted]

[redacted] **(individual responsible for the project):**

Name: Keelie Konfrst

Title: CVB Director

Address: 601 N Main Street

Telephone: 6[redacted]

Email: [redacted]

Applicant is:

- ☒ **nonprofit organization**
- ☐ **government agency**
- ☐ **for-profit business**
- ☐ **an individual**
- ☐ **other** Click or tap here to enter text.

Amount Requested: $ 275,000

1. **Subsidy Intended Use:** What (specifically) will the subsidy be used for, and what is the public benefit?

The Mitchell Convention & Visitors Bureau will utilize the requested subsidy to implement targeted marketing initiatives designed to attract regional and national visitors to Mitchell. Funding will support advertising campaigns, digital marketing, promotional materials, visitor outreach, participation in travel and bus tour trade shows, and cooperative marketing efforts that showcase Mitchell's premier attractions, conferences, sporting tournaments, festivals, shopping, and the World's Only Corn Palace. Attendance at travel and bus tour shows allows the CVB to market and sell Mitchell directly to tour operators, travel planners, and group travel professionals, generating future group tours and overnight visitation. These initiatives are intended to increase visitor awareness, encourage overnight stays, and position Mitchell as a premier destination for leisure travel, group tours, meetings, sporting events, and special events throughout the year.

The public benefit of this investment lies in its direct economic impact. By driving visitor traffic and attracting both leisure and group travelers, the CVB increases spending at local hotels, restaurants, retail shops, attractions, and entertainment venues. This visitor activity generates essential sales and lodging tax revenue, supports small businesses, sustains local jobs, and contributes to the overall economic health of the community. Increasing overnight stays amplifies these benefits by expanding the city's revenue base through tourism, helping reduce the tax burden on residents while supporting continued economic growth and investment in Mitchell.

A. Advertising: If any portion of the subsidy will be used for advertising, please provide the analytics for the advertising dollars spent in previous years, and an itemization of where the advertising dollars will be spent with the subsidy funds.

The Mitchell Convention & Visitors Bureau (CVB) continues to invest in strategic, data-driven advertising campaigns that increase visitation and generate measurable economic impact. Through partnerships with AMPERAGE and Travel South Dakota's Peak Cooperative Marketing Program, the CVB utilizes paid search, programmatic display, native advertising, online travel agencies (OTA), and digital marketing to reach regional travelers.

According to the *Mitchell Peak '26 June Wrap-Up Report* prepared by Love Communications, the 2026 Peak Cooperative Marketing Campaign includes an $80,000 investment targeting Minnesota, Nebraska, Iowa, and South Dakota. The campaign focuses on families ages 25–44 and mature leisure travelers 50+, reaching audiences most likely to visit Mitchell.

From March 1 through April 30, 2026, the campaign generated more than 1.35 million impressions, 10,352 website sessions, 612 visitor guide downloads, and 5,851 statewide bookings. Website engagement remained strong with a 99.59% engagement rate and 1.66 pages per session, exceeding overall Visit Mitchell website averages. Paid Search achieved a 10.36% click-through rate, a 20% increase over the previous year, while reducing the average cost-per-click by 54% to $0.67**.** The campaign also generated 4,834 clicks, a 120% increase year over year. StoryGize was the top-performing native advertising partner, while Sojern accounted for 5,567 of the campaign's 5,851 statewide bookings, demonstrating the effectiveness of targeted digital advertising.

The requested subsidy will build upon these successful results. While the performance data above is based on the *2026 Peak Cooperative Marketing Campaign* managed by Love Communications**,** Lawrence & Schiller will lead the Peak Cooperative Marketing Program beginning in 2027. The CVB will continue investing in a balanced mix of digital, print, radio, billboard, social media, and cooperative advertising to increase awareness of Mitchell's attractions, events, conferences, sporting tournaments, shopping, and the World's Only Corn Palace, driving overnight stays and continued economic growth.

A detailed breakdown of the proposed 2026–2027 advertising expenditures is included in the budget attached to this application.

B. Wages: If any portion of the subsidy will be used for wages, please list the positions funded and what percentage of the wages the subsidy covers. Please include job descriptions and wages for the positions funded by the subsidy.

Salary and benefits account for approximately 37% of the Mitchell Convention & Visitors Bureau's annual operating budget. A portion of the requested subsidy supports personnel whose responsibilities are directly tied to promoting tourism, attracting visitors, and supporting economic development in Mitchell. The CVB provides partial funding for the Chief Financial Officer (CFO), who oversees the organization's financial operations, including budgeting, accounting, financial reporting, payroll, compliance, and long-term financial planning. The CVB Director is 100% funded by the CVB and is responsible for leading the organization's tourism promotion and destination marketing efforts. This position develops and implements marketing strategies, manages advertising campaigns, social media, website content, visitor communications, and promotional materials, coordinates group tours and visitor services, plans and promotes major tourism events such as the Palace City Pre-Sturgis Party, collaborates with local businesses and tourism partners, and works to increase visitation, overnight stays, and the overall economic impact of tourism in Mitchell. The CVB also provides partial funding for the Vice President of Relations, Communications & Engagement**.** This position supports strategic communications, marketing, event planning, partnership development, and stakeholder engagement while strengthening relationships with businesses, members, community organizations, and media partners to enhance Mitchell's visibility and economic growth. Together, these positions are essential to fulfilling the CVB's mission of promoting Mitchell as a premier destination, increasing visitor spending, supporting local businesses, and strengthening the community's tourism economy.

2. Goals: Describe measurable goals that you intend to accomplish in the next year that are directly funded by the subsidy, and describe how you will measure your performance towards those goals.

The primary goal of the Mitchell Convention & Visitors Bureau is to increase visitor spending and overnight visitation in Mitchell by promoting the community as a premier travel destination. The requested subsidy will support targeted marketing campaigns, cooperative advertising, participation in travel and bus tour shows, visitor outreach, and promotional initiatives that attract both leisure and group travelers from regional and national markets. During the 2026–2027 funding period, the CVB will focus on increasing awareness of Mitchell's attractions, events, conferences, sporting tournaments, shopping, and the World's Only Corn Palace while encouraging visitors to extend their stays. By increasing overnight visitation, the CVB aims to generate greater spending at local hotels, restaurants, retail businesses, attractions, and entertainment venues, resulting in increased tax revenue and continued economic growth for the community. The CVB will measure the success of these efforts through several key performance indicators, including Monthly hotel occupancy rates and lodging tax collections. Entertainment and sales tax revenue generated within the City of Mitchell. Visitor spending data and economic impact reports provided by Travel South Dakota. Digital marketing analytics, including impressions, website traffic, engagement, click-through rates, and visitor guide requests. Attendance at travel and bus tour trade shows, including the number of tour operator contacts, leads generated, and future group tours booked. These measurable outcomes allow the CVB to evaluate the effectiveness of its marketing investments, make data-driven adjustments throughout the year, and ensure the subsidy continues to produce a strong return on investment by increasing visitation, overnight stays, and tourism-generated revenue for the Mitchell community.

A. Previous Subsidy Goals/Performance: If you received a subsidy in previous years, please provide the most recent goal and performance measure of that goals for the previous year's subsidy.

The Mitchell Convention & Visitors Bureau has received subsidy funding from the City of Mitchell in previous years to support tourism promotion and destination marketing. The primary goal of the subsidy has been to increase visitation, overnight stays, and visitor spending, ultimately strengthening Mitchell's economy. Because we are currently in the middle of the 2026 tourism season, complete and accurate data is not yet available to fully demonstrate the results of this year's subsidy. These outcomes will be reflected in our Quarterly Reports at the beginning of 2027, once the full tourism season has concluded and all economic impact data has been compiled. While final results are still forthcoming, early performance indicators continue to demonstrate the value of the City's investment. Through June, the City has collected $441,523 in entertainment tax revenue for 2026, and revenues continue to grow as the peak tourism season progresses. In 2025, entertainment tax collections totaled more than $1.12 million, illustrating the significant economic activity generated by visitors throughout the year. Hotel occupancy data reflects a slightly different trend. Through June, year-to-date occupancy is 51.0%, compared to 56.3% during the same period in 2025. While occupancy is currently lower, this is largely attributed to the completion of the soybean processing plant project, which brought a substantial number of extended-stay construction workers to Mitchell in 2025. As those long-term lodging stays have concluded, hotel occupancy has naturally returned closer to typical tourism-driven levels. Despite this adjustment, the CVB remains focused on increasing overnight leisure, group, and event travel to offset the decline in construction-related lodging demand. The long-term impact of tourism continues to be substantial. According to Travel South Dakota's 2025 Tourism Economic Impact Report, visitors to Davison County spent $121.99 million in 2025, generating $9.58 million in state and local tax revenue, supporting 1,617 jobs, and producing more than $57.6 million in labor income for county residents. Tourism also helped reduce the tax burden on residents, saving the average household an estimated $1,121 in taxes. These results demonstrate the significant return on investment generated through the City's continued support of tourism marketing and reinforce the Mitchell Convention & Visitors Bureau's commitment to increasing visitation, overnight stays, and economic growth for the Mitchell community.

3. Measurement: What will the subsidy requested accomplish for the City of Mitchell? How will you measure the benefit to the public? (Please list the specific actions & measurable results.) How do these measurable goals align with City priorities? (The measurement has to be tied to the subsidy and cannot include inflation-driven numbers.)

The requested subsidy will support targeted tourism marketing and promotional initiatives that encourage more visitors to choose Mitchell as a destination. By increasing awareness of the community's attractions, events, and amenities, these efforts are intended to boost overnight stays and increase visitor spending at local hotels, restaurants, retail stores, and attractions. The success of these initiatives will be measured by monitoring state and local sales tax collections, entertainment tax revenue, hotel occupancy rates, and visitor spending data provided by Travel South Dakota. Increased tourism-generated revenue benefits the public by helping fund essential city services, infrastructure improvements, public safety, road maintenance, and other community investments that enhance the quality of life for Mitchell residents.

These measurable outcomes closely align with the City of Mitchell's priorities by strengthening the local economy and supporting long-term community growth. Tourism is often the first introduction visitors have to Mitchell and frequently serves as a gateway to future economic development opportunities. By promoting Mitchell as a premier destination for visitors, meetings, sporting events, and group travel, the CVB helps attract future business investment, workforce talent, and potential new residents. Continued investment in tourism

marketing not only increases visitor spending today but also builds awareness of Mitchell as a community where people want to visit, invest, and live, creating lasting economic benefits for the city.

4. Previous Subsidy: If you received a subsidy last year, please itemize how the dollars were spent, provide the goal you established for the subsidy, and the measurements that were used to assess the success of the goal. Was the goal obtained? Why or why not?

Please refer to the itemized budget included with this application for a detailed breakdown of how the previous year's subsidy funds have been allocated. Because we are currently in the middle of the fiscal year and tourism season, not all subsidy dollars have been expended, and final performance data is not yet available. The primary goal of the 2026 subsidy was to increase tourism by attracting more visitors, generating overnight stays, increasing visitor spending, and promoting Mitchell as a premier travel destination. Subsidy funds have supported local and regional advertising, digital marketing, cooperative marketing campaigns, travel and bus tour shows, promotional materials, and other destination marketing initiatives. Performance is being measured through hotel occupancy rates, visitor spending data provided by Travel South Dakota, state and local sales and entertainment tax collections, and digital marketing analytics. While the year is still in progress, early results indicate the goal is on track to be achieved. Additional performance data will be included in our Quarterly Reports, once the tourism season has concluded and complete annual data is available. The Mitchell Convention & Visitors Bureau will continue to evaluate these performance measures throughout the remainder of the year to ensure the subsidy generates increased visitation, overnight stays, and measurable economic benefits for the City of Mitchell.

5. Competition: Does your organization compete or provide a service that private enterprise is currently providing? If your entity is competing, why is the subsidy necessary for your organization?

The Mitchell Convention & Visitors Bureau does not compete with or provide any service that any other business in town is offering. The Mitchell CVB is the only organization committed to marketing Mitchell as a tourist destination.

6. Subsidy as a percent of income: What is the subsidy/income % for your organization? Please provide documentation as to how you calculated this percentage. *If your subsidy exceeds 50% your financials are required to be made available publicly as part of the subsidy process.*

The requested City subsidy represents approximately 97.5% of the Mitchell Convention & Visitors Bureau's projected annual income. This percentage was calculated by dividing the requested City subsidy of $275,000 by the organization's total projected income of $282,050, resulting in 97.50%. The income and subsidy figures used in this calculation are based on the CVB's 2027 proposed operating budget, which is included with this application. As these figures are budget projections, they represent anticipated revenue and expenses for the upcoming fiscal year rather than actual year-end totals. The City of Mitchell's investment is the CVB's primary source of funding and is essential to carrying out its mission of promoting Mitchell as a premier destination, increasing tourism, supporting local businesses, and generating economic growth throughout the community.

7. Please list all sources of private investment or contributions aside from your subsidy request.

The Mitchell CVB is in its final year of receiving ARPA (American Rescue Plan Act) funding through Travel South Dakota. The CVB was awarded $350,000 over the 2023–2026 funding period to increase out-of-

state visitation through strategic digital marketing, out-of-state media placements, and targeted advertising promoting Mitchell's attractions. The CVB has remained in full compliance with all program requirements. In addition, the CVB received an $8,000 TAP (Tourism Advertising Promotion) Grant through Travel South Dakota to market and promote the 2026 Palace City Pre-Sturgis Party. These funds support strategic advertising and promotional campaigns designed to attract travelers heading to the Sturgis Motorcycle Rally, encourage overnight stays, and position Mitchell as a must-stop destination. The CVB has remained in compliance with all TAP Grant requirements and has used the funding to increase visitation and visitor spending. Together, these funding sources complement the City's subsidy by expanding the CVB's marketing efforts, increasing tourism, supporting local businesses, and generating economic benefits for the Mitchell community.

8. Do you receive any federal funding? If so, how much is received and from what source?
We do not receive any federal funding.

Certification
Acting as the duly authorized representative for the described project and its sponsoring organization/agency/business, I certify that the information submitted is correct to the best of my knowledge and belief and submit this request for funding to the City of Mitchell.

Name: Keelie Konfrst
Title: CVB Director

☒ By checking this box, I acknowledge my agreement to the above certification.

☒ By checking this box, I acknowledge I have included my most recent financial statements as required by the application for funds.

☒ By checking this box, I acknowledge that the required reports from the previous subsidy (if applicable) have been submitted to the City prior to the July 1st application opening period. I also understand that failure to do so will automatically disqualify this application.

☒ By checking this box, I acknowledge the reporting requirements for receipt of City Subsidy Funds.

☒ By checking this box, I acknowledge that if more than 50% of the organization's annual income comes from City Subsidy funds, the organization cannot financially support candidates or ballot issues.

☒ By checking this box, I acknowledge that Subsidies that are more than 50% of the organization's annual income are required to have publicly available financials. *(This includes in the past two years, or the subsidy application year)*.

Date: July 27, 2026

Mitchell Area Chamber of Commerce, Inc.

Independent Accountant's Review Report
and Financial Statements

For the Years Ended
September 30, 2025 and 2024

Mitchell Area Chamber of Commerce, Inc.
Table of Contents

Page

Independent Accountant's Review Report ---------- 1-2

Financial Statements

Statements of Financial Position ---------- 3
Statements of Activities ---------- 4-5
Statements of Functional Expenses ---------- 6
Statements of Cash Flows ---------- 7-8
Notes to Financial Statements ---------- 9-14

Supplemental Information ---------- 15

Combining Statement of Financial Position ---------- 16
Combining Statement of Activities and Changes in Net Assets ---------- 17-20

ELO CPAs & ADVISORS

elocpas.com

Independent Accountant's Review Report

To Management and Board of Directors
Mitchell Area Chamber of Commerce, Inc.
Mitchell, South Dakota

We have reviewed the accompanying financial statements of Mitchell Area Chamber of Commerce, Inc. (a nonprofit organization), which comprise the statements of financial position as of September 30, 2025 and 2024, and the related statements of activities, functional expenses, and cash flows for the year then ended, and the related notes to the financial statements. A review includes primarily applying analytical procedures to management's financial data and making inquiries of entity management. A review is substantially less in scope than an audit, the objective of which is the expression of an opinion regarding the financial statements as a whole. Accordingly, we do not express such an opinion.

Management's Responsibilities for the Financial Statements

Management is responsible for the preparation and fair presentation of the financial statements in accordance with accounting principles generally accepted in the United States of America; this includes the design, implementation, and maintenance of internal control relevant to the preparation and fair presentation of financial statements that are free from material misstatement, whether due to fraud or error.

Accountant's Responsibility

Our responsibility is to conduct the review engagement in accordance with Statements on Standards for Accounting and Review services promulgated by the Accounting and Review Services Committee of the AICPA. Those standards require us to perform procedures to obtain limited assurance as a basis for reporting whether we are aware of any material modifications that should be made to the financial statements for them to be in accordance with accounting principles generally accepted in the United States of America. We believe that results of our procedures provide a reasonable basis for our conclusion.

We are required to be independent of the Organization and to meet our ethical responsibilities, in accordance with the relevant ethical requirements related to our review.

Basis for Qualified Conclusion

Accounting principles generally accepted in the United States of America require leases to be accounted for in accordance with GASB ASC 842, Leases, which requires (a) all leases be recorded on the balance sheet of lessees by recognizing a right-of-use asset and a lease liability based on the present value of the remaining lease payments and (b) disclosure of certain qualitative and quantitative information about leasing arrangements. As more fully described in Note 1 to the financial statements, the costs of the Organization's operating leases related to certain of its buildings has been expensed as incurred as general and administrative expenses in the accompanying statements of operating activities. Furthermore, the financial statements do not disclosure information about the maturities of its operating lease obligations and other information required by FASB ASC 842. Quantification of the effects of these departures from generally accepted accounting principals on financial position, results of operations, and cash flows it not practicable.

Qualified Conclusion

Based on our reviews, except for the effect of the matter described in the Basis for Qualified Conclusion paragraph, we are not aware of any material modifications that should be made to the accompanying financial statements in order for them to be in accordance with accounting principles generally accepted in the United States of America.

Supplementary Information

The accompanying combining statements of financial position and activities and changes in net assets are presented for purposes of additional analysis and are not a required part of the financial statements. Such information is the responsibility of management and was derived from, and relates directly to, the underlying accounting and other records used to prepare the financial statements. The supplementary information has been subjected to the review procedures applied in our review of the basic financial statements. We are not aware of any material modifications that should be made to the supplementary information. We have not audited the supplementary information and do not express an opinion on such information.

CLO Ry LLC

Mitchell, South Dakota
February 9, 2026

Mitchell Area Chamber of Commerce, Inc.

Statements of Financial Position

	September 30, 2025	2024
Assets		
Current Assets		
Cash and cash equivalents	$ 1,064,917	$ 1,505,817
Certificates of deposit	184,964	180,603
Accounts receivable, net of allowance for credit losses 2025 $0; 2024 $0	28,357	26,425
Due from employees	3,758	2,772
Inventory	274,559	257,436
Total Current Assets	1,556,555	1,973,053
Property and Equipment, at cost		
Land	90,322	70,322
Land improvements	158,922	158,922
Buildings and improvements	1,228,394	1,228,394
Furniture and equipment	470,383	475,799
Vehicles	35,810	--
Total Property and Equipment	1,983,831	1,933,437
Less accumulated depreciation	(865,695)	(812,471)
Net Property and Equipment	1,118,136	1,120,966
Other Assets		
Rental - building, net of accumulated depreciation 2025 $161,525; 2024 $150,533	351,330	156,711
Goodwill, net of accumulated amortization 2025 $13,966; 2024 $12,534	7,520	8,952
Total Other Assets	358,850	165,663
Total Assets	$ 3,033,541	$ 3,259,682
Liabilities and Net Assets		
Current Liabilities		
Accounts payable	$ 4,556	$ 1,746
Accrued wages	19,981	38,890
Other accrued expenses	43,097	63,981
Deferred revenue	15,145	14,013
Deferred tax liability	10,100	30,300
Income taxes payable	--	11,334
Current portion of long-term debt	--	34,000
Total Current Liabilities	92,879	194,264
Long-term Liabilities		
Long-term debt (net of current portion)	459,231	476,816
Total Long-term Liabilities	459,231	476,816
Net Assets		
Without restrictions	2,467,392	2,570,689
With restrictions	14,039	17,913
Total Net Assets	2,481,431	2,588,602
Total Liabilities and Net Assets	$ 3,033,541	$ 3,259,682

See Independent Accountant's Review Report

The accompanying Notes to the Financial Statements are an integral part of these financial statements.

Mitchell Area Chamber of Commerce, Inc.

Statements of Activities

	Without Restrictions	With Restrictions	2025 Total	2024 Total
Revenues				
Net sales	$ 1,160,484	$ --	$ 1,160,484	$ 1,238,178
City funds	259,675	--	259,675	250,000
Membership dues	169,937	--	169,937	157,236
Grants and donations	500	76,668	77,168	66,951
Connect Mitchell	25,622	--	25,622	32,714
Agribusiness committee	13,340	--	13,340	13,600
Annual banquet	9,785	--	9,785	6,660
Website and directory	8,650	--	8,650	9,600
Mitchell money	5,000	--	5,000	3,386
Literature rack sales	4,985	--	4,985	4,800
Government affairs committee	4,736	--	4,736	6,723
Mitchell guide ad income	2,500	--	2,500	24,337
Miscellaneous	1,297	--	1,297	50
Assets released from restrictions	80,542	(80,542)	--	--
Total Revenue	1,747,053	(3,874)	1,743,179	1,814,235
Cost of Sales	490,289	--	490,289	492,795
Gross Margin	1,256,764	(3,874)	1,252,890	1,321,440
Expenses				
Management and general	308,772	--	308,772	290,117
Tourism and rental	747,624	--	747,624	756,238
Program	375,650	--	375,650	443,424
Total Expenses	1,432,046	--	1,432,046	1,489,779
Change in Net Assets from Operations	(175,282)	(3,874)	(179,156)	(168,339)

See Independent Accountant's Review Report

The accompanying Notes to the Financial Statements are an integral part of these financial statements.

Mitchell Area Chamber of Commerce, Inc.

Statements of Activities (Continued)

	Without Restrictions	With Restrictions	2025 Total	2024 Total
Other Income (Expense)				
Rental income	$ 49,708	$ --	$ 49,708	$ 56,920
Rental depreciation	(10,972)	--	(10,972)	(4,270)
Interest income	26,273	--	26,273	24,630
Interest expense	(12,717)	--	(12,717)	(6,970)
Gain (loss) on sale of assets	(429)	--	(429)	96,579
Other Income - Net	51,863	--	51,863	166,889
Change in Net Assets Before Income Taxes	(123,419)	(3,874)	(127,293)	(1,450)
Income Tax Provisions				
Income tax benefit (expense)	20,122	--	20,122	(6,933)
Total Income Tax Provisions	20,122	--	20,122	(6,933)
Change in Net Assets	(103,297)	(3,874)	(107,171)	(8,383)
Net Assets, Beginning of Year	2,570,689	17,913	2,588,602	2,596,985
Net Assets, End of Year	$ 2,467,392	$ 14,039	$ 2,481,431	$ 2,588,602

See Independent Accountant's Review Report

The accompanying Notes to the Financial Statements are an integral part of these financial statements.

Mitchell Area Chamber of Commerce, Inc.

Statements of Functional Expenses

	Management and General	Tourism and Rental	Program	2025 Total	2024 Total
Expenses					
Salaries	$ 163,623	$ 264,350	$ 104,562	$ 532,535	$ 476,491
Advertising and promotion	--	66,804	137,855	204,659	213,559
Lease to city	--	165,000	--	165,000	165,000
Grant expense	--	--	80,542	80,542	104,560
Depreciation	23,437	28,727	9,050	61,214	60,652
Supplies	9,483	27,143	12,994	49,620	35,113
Utilities and telephone	4,793	31,596	2,947	39,336	37,163
Employee benefits and retirement	10,648	20,508	7,771	38,927	34,566
Payroll taxes	9,169	20,236	8,491	37,896	33,623
Credit card discount	1,586	29,647	--	31,233	33,596
Insurance and bonding	--	30,810	--	30,810	27,660
Professional fees	9,747	16,473	2,505	28,725	14,973
Connect Mitchell	22,644	--	--	22,644	30,152
Repairs	249	16,819	--	17,068	11,512
Travel and meetings	5,147	10,529	485	16,161	7,007
Computer maintenance and supplies	9,249	--	3,711	12,960	12,315
Agribusiness committee	11,931	--	--	11,931	12,577
Property taxes	--	11,459	--	11,459	16,392
Training	6,022	--	1,500	7,522	5,859
Postage and delivery	1,867	2,321	2,215	6,403	5,613
Annual banquet	6,027	--	--	6,027	3,871
Government affairs committee	5,759	--	--	5,759	4,872
Janitorial	2,790	--	--	2,790	2,125
In-town	2,092	--	--	2,092	1,681
Dues and subscriptions	1,087	673	--	1,760	1,760
Miscellaneous	1,261	350	--	1,611	799
Copy expense	161	1,406	--	1,567	2,251
Amortization	--	1,432	--	1,432	1,433
Freight and storage	--	1,341	--	1,341	1,360
Hospitality	--	--	722	722	781
Regional marketing	--	--	300	300	--
Donation to city	--	--	--	--	100,000
Mitchell guide ad expense	--	--	--	--	24,816
Forward 2040 expense	--	--	--	--	6,389
Total Expenses	$ 308,772	$ 747,624	$ 375,650	$ 1,432,046	$ 1,490,521

See Independent Accountant's Review Report

The accompanying Notes to the Financial Statements are an integral part of these financial statements.

Mitchell Area Chamber of Commerce, Inc.

Statements of Cash Flows

	Years Ended September 30, 2025	2024
Cash Flows from Operating Activities		
Cash received from Chamber activities	$ 148,098	$ 125,681
Cash received from customers	1,145,427	1,310,389
Cash received from City - Convention Visitors Bureau	259,676	250,000
Cash received from dues and contributions	169,937	157,236
Cash received from renters and others	49,708	56,920
Cash paid to suppliers and employees	(1,888,646)	(1,897,949)
Interest received	26,273	24,630
Interest paid	(19,687)	--
Income tax paid	(11,334)	(6,933)
Net Cash Provided (Used) by Operating Activities	(120,548)	19,974
Cash Flows from Investing Activities		
Proceeds from sale of fixed assets	--	100,000
Capital expenditures	(264,405)	(65,145)
(Investment) in certificates of deposit	(4,361)	(4,262)
Net Cash Provided (Used) by Investing Activities	(268,766)	30,593
Cash Flows from Financing Activities		
Payments of long-term debt	(51,586)	--
Net Increase (Decrease) In Cash	(440,900)	50,567
Cash and Cash Equivalents, Beginning of Year	1,505,817	1,455,250
Cash and Cash Equivalents, End of Year	$ 1,064,917	$ 1,505,817

See Independent Accountant's Review Report

The accompanying Notes to the Financial Statements are an integral part of these financial statements.

Mitchell Area Chamber of Commerce, Inc.

Statements of Cash Flows (Continued)

	Years Ended September 30, 2025	2024
Reconciliation of Change in Net Assets to Net Cash provided by Operating Activities		
Change in net assets	$ (107,171)	$ (8,383)
Adjustments to reconcile changes in net assets to net cash provided by operating activities:		
Depreciation and amortization	73,618	66,355
(Gain) or loss on sale of assets	429	(96,579)
(Increase) decrease in:		
Accounts receivable	(1,933)	(7,842)
Due from employees	(986)	(1,598)
Inventory	(17,123)	(912)
Prepaid expenses	--	200
Prepaid income taxes	--	19,785
Increase (decrease) in:		
Accounts payable	2,810	(1,750)
Accrued wages	(18,909)	24,834
Other accrued expenses	(20,882)	21,835
Deferred revenue	1,133	(2,905)
Deferred tax liability	(20,200)	(4,400)
Income taxes payable	(11,334)	11,334
Net Cash Provided (Used) by Operating Activities	$ (120,548)	$ 19,974

See Independent Accountant's Review Report

The accompanying Notes to the Financial Statements are an integral part of these financial statements.

1. Summary of Significant Accounting Policies:

Reporting Entity: Mitchell Area Chamber of Commerce, Inc. was organized to promote the growth of business located within the designated area around Mitchell, South Dakota and to promote visitation/tourism to the Mitchell area. Mitchell Area Chamber of Commerce, Inc. consists of three divisions. The General Fund of the Organization collects membership dues and receives funds through several committees which hold special events throughout the year. The gross margin from the general fund's operations was approximately $238,200 and represented approximately 19% of the Organization's gross margin. The Tourism Enterprise Division operates a gift shop and souvenir business. The gross margin from operations of the Tourism Enterprise Division was approximately $670,200 and represented approximately 54% of the Organization's gross margin. The Convention Visitors Bureau receives funding from the City of Mitchell; the funds are used in the promotion and development of conventions and regional promotion. The gross margin from the Convention Visitor's Bureau's operations was approximately $344,500 and represented approximately 27% of the Organization's gross margin.

The accompanying financial statements include the accounts of all divisions of Mitchell Area Chamber of Commerce, Inc. (General Fund, Convention Visitors Bureau, and Tourism Enterprise Division Fund).

Basis of Accounting: The financial statements have been prepared on an accrual basis in conformity with generally accepted accounting principles. Net assets, revenue, expenses, gains and losses are classified based upon the existence or absence of donor-imposed restrictions. Accordingly, the net assets of the Organization and changes therein are classified and reported as follows:

Net Asset Without Restrictions: Net assets that are not subject to donor-imposed stipulations.

Net Assets With Restrictions: Net assets subject to donor-imposed stipulations that may or will be met, either by actions of the Organization and/or the passage of time. When a restriction expires, net assets with restrictions are reclassified to net assets without restrictions and reported in the statement of activities as net assets released from restrictions.

Cash and Cash Equivalents: For purposes of the statement of cash flows, the Organization considers all highly liquid debt instruments purchased with a maturity of three months or less to be cash equivalents.

Accounts Receivable, net: Accounts receivable are stated at the amount management expects to collect from outstanding balances. The Organization provides an allowance for credit losses which is based upon a review of outstanding receivables on a collective basis where similar characteristics exist and on an individual basis when we identify specific customers with known disputes or collectability issues. In determining the amount of the allowance for credit losses, we consider historical collectability based on past due status and make judgments about the creditworthiness of customers based on ongoing credit evaluations. We also consider customer-specific information, current market conditions, and reasonable and supportable forecasts of future economic conditions to inform adjustments to historical loss data. Changes in the allowance are classified as administrative expenses in the statements of activities. The allowance of credit losses was $0 on September 30, 2025 and 2024.

1. **Summary of Significant Accounting Policies: (Continued)**

Inventory: Inventory is stated at the lower of cost or market. Cost is determined by the first-in first-out method, or net realizable value.

Property and Equipment: Property and equipment are recorded at cost at date of acquisition or fair value at date of donation in the case of gifts. The Organization reports gifts of land, buildings and equipment as unrestricted support unless explicit donor stipulations specify how the assets must be used. Gifts of long-lived assets with explicit restrictions that specify how the assets are to be used and gifts of cash or other assets that must be used to acquire long-lived assets are reported as unrestricted support. Absent explicit donor stipulations about how long those long-lived assets must be maintained, the Organization reports expirations of donor restrictions when the donated or acquired long-lived assets are placed in service. Depreciation is provided for in amounts sufficient to relate the cost of depreciable assets to operations over their estimated useful lives, principally on the straight-line basis:

	Lives
Land improvements	10-15 years
Buildings and improvements	20-40 years
Equipment	5-7 years

It is the Organization's capitalization policy to expense plant assets with an initial cost of less than $500.

Leases: In February 2016, the FASB issued ASU 2016-02, Leases (Topic 842), which supersedes existing guidance for accounting for leases under Topic 840, Leases. The most significant change in the new leasing guidance is the requirement to recognize right-to-use (ROU) assets and lease liabilities for operating leases on the balance sheet. At this time, the Company has chosen not to adopt Topic 842 and exclude from reporting leases in accordance with the standard. The effects of not implementing results in understatement of a right of use asset and corresponding lease liabilities on the balance sheet. The overall effects of the departure have not been determined.

Revenue Recognition: Revenue from donations is recorded when received. Income from pledges is recorded when the pledge is made. Income from grants is recorded when the grant is awarded. Other income is recorded on the accrual basis.

Contributions: Contributions received are recorded as net assets with donor restrictions or net assets without donor restrictions depending on the existence or nature of any donor restrictions. Contributions of property, plant and equipment are stated at fair value on the date of donation.

Allocation of Costs between Program and Support Functions: Allocations between functions are governed by the chart of accounts.

1. Summary of Significant Accounting Policies: (Continued)

Use of Estimates: The preparation of financial statements in conformity with generally accepted accounting principles requires management to make estimates and assumptions that affect the reported amounts of assets and liabilities and disclosure of contingent assets and liabilities at the date of the financial statements and the reported amounts of revenues and expenses during the reporting period. Actual results could differ from those estimates.

Income Taxes: The Organization is exempt from federal income tax under Section 501(c)(6) of the Internal Revenue Code and files Form 990, Return of Organization Exempt from Income Tax. The Tourism Enterprise Division of the Organization is treated as an unrelated trade or business for tax purposes and is consequently taxed on its income. The state of South Dakota does not levy an income tax.

Accounting for Uncertain Tax Positions: The Organization files income tax returns in the U.S. federal jurisdiction. With few exceptions, the Organization is no longer subject to U.S. tax examinations by tax authorities for years before 2022.

Subsequent Events: Management has evaluated subsequent events through February 9, 2026 the date which the financial statements were available to be issued.

2. Related Party Transactions:

Mitchell Area Chamber of Commerce, Inc. General Fund receives rental income from the Mitchell Area Development Corporation. The rent received was $10,800 for the years ended September 30, 2025 and 2024.

The two Organizations also share a CEO and CFO but have separate boards.

3. Net Assets With Restrictions:

Net assets with restrictions are available for the following purposes as of September 30, 2025 and 2024 are as follows:

	2025	2024
Corn Palace Museum - Dolls	$ 74	$ 74
Regional Marketing	4,773	4,773
CVB ARPA Grant	9,192	13,066
	$ 14,039	$ 17,913

4. Designated Net Assets:

The Chamber Board of Directors has designated net assets to be used for the following purposes as of September 30, 2025 and 2024:

	2025	2024
Convention Visitors Bureau	$ 33,857	$ 59,786

5. Retirement Benefits:

Effective January 1, 1998, the Mitchell Area Chamber of Commerce, Inc. established a Simple IRA pension plan covering all employees who are expected to earn $5,000 or more during the year. The Organization contributes a matching contribution to each eligible employee's Simple IRA equal to the employee's salary reduction contributions up to a limit of 3% of the employee's compensation for the year. The employer contribution for the Organization for the years ended September 30, 2025 and 2024 was $4,800 and $6,637, respectively.

6. Economic Dependence:

The Organization is economically dependent on funding from the City of Mitchell. The Organization received the following amounts from the City of Mitchell for the years ended September 30, 2025 and 2024:

	2025	2024
Convention Visitors Bureau	$ 259,675	$ 250,000

7. Lease Agreements:

The Corn Palace Concession rights are leased from the City of Mitchell. An agreement for the period May 1, 2024 to August 31, 2025, required three equal payments totaling $165,000. Any renewal of this service agreement must be agreed upon on an annual basis, no later than May 1 of the year preceding the renewal period. Rent expense was $165,000 for the years ending September 30, 2025 and 2024.

The Tourism Enterprise Division Fund leases shop space to various merchants. These shops are rented on a year-by-year basis running from January to December. For the years ended September 30, 2025, and 2024, Tourism Enterprise Division Fund collected $29,524 and $36,736 in rental income, respectively.

8. Goodwill:

Goodwill of $21,486 was recorded in 2016 in connection with the acquisition of Corn Palace Distributing, LLC. The cost is being amortized on a straight-line basis over 15 years.

9. Concentration of Credit Risk:

The Organization maintains cash balances at several financial institutions located in Mitchell, South Dakota. Accounts at each institution are insured by the Federal Deposit Insurance Corporation up to $250,000. On September 30, 2025, the Organization's uninsured cash balances totaled $408,311. The Organization has not experienced any losses in such accounts. Management believes the Organization is not exposed to any significant credit risk related to cash on deposit.

10. Income Taxes:

Federal income taxes are provided on the revenue and expense items included in the Statement of Activities, regardless of the period in which such items are recognized for income tax purposes, except for items representing a permanent difference between book accounting income and taxable income. Permanent differences include interest income, rental income, rental depreciation, and miscellaneous income which are not taxable or deductible for federal income tax purposes. Deferred taxes are provided for temporary differences between book accounting income and taxable income. The temporary difference consists of net operating loss carryovers, accrued vacation and depreciation. The measurement of deferred tax liability is based on provisions for the enacted tax law. The effect of future changes in tax laws or rate are not considered. The provision for income taxes consists of the following components, for the years ended September 30, 2025 and 2024:

	2025	2024
Deferred tax expense (benefit)	$ (20,122)	$ 6,933

Deferred tax assets and liabilities at September 30, consisted of the following:

	2025	2024
Deferred tax liability:		
Accrued vacation	$ 1,685	$ 2,188
Charitable deduction carryover	6,300	6,300
Net operating loss (NOL) carryover	16,869	--
Property, plant and equipment - net	(34,954)	(38,788)
Net deferred tax (liability)	$ (10,100)	$ (30,300)

11. Liquidity and Availability of Financial Assets:

The following reflects the Organization's financial assets as of the balance sheet dates, reduced by amounts not available for general use because of contractual or donor-imposed restrictions.

	2025	2024
Financial Assets, September 30	$ 1,249,881	$ 1,686,420
Less: those unavailable for general expenditure within one year due to:		
Restriction	(14,039)	(17,913)
Financial assets available to meet cash needs for General expenditures within one year	$ 1,235,842	$ 1,668,507

As part of the Organization's liquidity management, it invests cash in excess of current requirements in short-term certificates of deposit.

12. Long Term Debt:

Long term debt at September 30, 2025 and 2024 consisted of the following:

	2025	2024
1.31% note payable to Mitchell Area Development Corporation payable in annual installments of $23,758, including interest through September 2050	$ 459,231	$ 510,816
Less: current maturities	--	(34,000)
Long-term portion	$ 459,231	$ 476,816

Maturities of long-term debt during the next five years ending September 30, are as follows:

2026	$ --
2027	$ 17,700
2028	$ 18,000
2029	$ 18,200
2030	$ 18,400

The payment due to the Mitchell Area Development Corporation in fiscal year 2024 was not paid until January 2025. When the 2025 payment was made later that same month, the 2024 amount was inadvertently paid again. Therefore, the current portion due is $0, as the balance due is one year ahead of schedule as of September 30, 2025.

13. Reclassifications

Certain items in the financial statements for prior periods have been reclassified to conform with the current year presentation. Such reclassifications had no effect on the change in net assets.

Supplemental Information

Mitchell Area Chamber of Commerce, Inc.

Supplemental Information

Combining Statement of Financial Position

	Chamber Operations	Tourism Enterprise	Convention Visitors Bureau	Elimination	2025 Total
Assets					
Current Assets					
Cash and cash equivalents	$ 109,270	$ 921,790	$ 33,857	$ --	$ 1,064,917
Certificates of deposit	--	184,964	--	--	184,964
Accounts receivable	28,357	--	--	--	28,357
Due from employees	3,758	--	--	--	3,758
Inventory	--	274,559	--	--	274,559
Due from other divisions	6,039	--	--	(6,039)	--
Total Current Assets	147,424	1,381,313	33,857	(6,039)	1,556,555
Property and Equipment, at cost					
Land	--	90,322	--	--	90,322
Land improvements	--	158,922	--	--	158,922
Buildings and improvements	591,992	636,402	--	--	1,228,394
Furniture and equipment	159,963	202,988	107,432	--	470,383
Vehicles	35,810	--	--	--	35,810
Total Property and Equipment	787,765	1,088,634	107,432	--	1,983,831
Less accumulated depreciation	(215,259)	(573,520)	(76,916)	--	(865,695)
Net Property and Equipment	572,506	515,114	30,516	--	1,118,136
Other Assets					
Rental - building, net of accumulated depreciation $161,525	--	351,330	--	--	351,330
Goodwill, net of accumulated amortization $13,966	--	7,520	--	--	7,520
Total Other Assets	--	358,850	--	--	358,850
Total Assets	$ 719,930	$ 2,255,277	$ 64,373	$ (6,039)	$ 3,033,541
Liabilities and Net Assets					
Current Liabilities					
Due to other divisions	$ --	$ 2,335	$ 3,704	$ (6,039)	$ --
Accounts payable	4,556	--	--	--	4,556
Accrued wages payable	5,297	10,269	4,415	--	19,981
Other accrued expenses	8,858	30,009	4,230	--	43,097
Deferred revenue	15,145	--	--	--	15,145
Deferred tax liability	--	10,100	--	--	10,100
Total Current Liabilities	33,856	52,713	12,349	(6,039)	92,879
Long-term Liabilities					
Long-term debt (net of current portion)	459,231	--	--	--	459,231
Total Long-term Liabilities	459,231	--	--	--	459,231
Net Assets					
Without restrictions	221,996	2,202,564	42,832	--	2,467,392
With restrictions	4,847	--	9,192	--	14,039
Total Net Assets	226,843	2,202,564	52,024	--	2,481,431
Total Net Assets	226,843	2,202,564	52,024	--	2,481,431
Total Liabilities and Net Assets	$ 719,930	$ 2,255,277	$ 64,373	$ (6,039)	$ 3,033,541

See Independent Accountant's Review Report

The accompanying Notes to the Financial Statements are an integral part of these financial statements.

Mitchell Area Chamber of Commerce, Inc.

Supplemental Information

Combining Statement of Activities and Changes in Net Assets

	Chamber Operations	Tourism Enterprise	Convention Visitors Bureau	CVB With Restrictions	CVB Total	Elimination	2025 Total
Revenues							
Net sales	$ --	$ 1,160,484	$ --	$ --	$ --	$ --	$ 1,160,484
City funds	--	--	259,675	--	259,675	--	259,675
Membership dues	169,937	--	--	--	--	--	169,937
Grants and donations	--	--	500	76,668	77,168	--	77,168
Connect Mitchell	25,622	--	--	--	--	--	25,622
Agribusiness committee	13,340	--	--	--	--	--	13,340
Annual banquet	9,785	--	--	--	--	--	9,785
Website and directory	8,650	--	--	--	--	--	8,650
Mitchell money	5,000	--	--	--	--	--	5,000
Literature rack sales	--	--	4,985	--	4,985	--	4,985
Government affairs committee	4,736	--	--	--	--	--	4,736
Mitchell guide ad income	--	--	2,500	--	2,500	--	2,500
Miscellaneous	1,167	--	130	--	130	--	1,297
Assets released from restrictions	--	--	80,542	(80,542)	--	--	--
Total Revenue	238,237	1,160,484	348,332	(3,874)	344,458	--	1,743,179
Cost of Sales	--	490,289	--	--	--	--	490,289
Gross Margin	238,237	670,195	348,332	(3,874)	344,458	--	1,252,890

See Independent Accountant's Review Report

The accompanying Notes to the Financial Statements are an integral part of these financial statements.

Mitchell Area Chamber of Commerce, Inc.

Supplemental Information

Combining Statement of Activities and Changes in Net Assets

(Continued)

	Chamber Operations	Tourism Enterprise	Convention Visitors Bureau	CVB With Restrictions	CVB Total	Elimination	2025 Total
Expenses							
Salaries	163,623	264,350	104,562	--	104,562	--	532,535
Advertising and promotion	--	66,804	137,855	--	137,855	--	204,659
Lease to city	--	165,000	--	--	--	--	165,000
Grant expense	--	--	80,542	--	80,542	--	80,542
Depreciation	23,437	28,727	9,050	--	9,050	--	61,214
Supplies	9,483	27,143	12,994	--	12,994	--	49,620
Utilities and telephone	4,793	31,596	2,947	--	2,947	--	39,336
Employee benefits and retirement	10,648	20,508	7,771	--	7,771	--	38,927
Payroll taxes	9,169	20,236	8,491	--	8,491	--	37,896
Credit card discount	1,586	29,647	--	--	--	--	31,233
Insurance and bonding	--	30,810	--	--	--	--	30,810
Professional fees	9,747	16,473	2,505	--	2,505	--	28,725
Connect Mitchell	22,644	--	--	--	--	--	22,644
Repairs	249	16,819	--	--	--	--	17,068
Travel and meetings	5,147	10,529	485	--	485	--	16,161
Computer maintenance and supplies	9,249	--	3,711	--	3,711	--	12,960

See Independent Accountant's Review Report

The accompanying Notes to the Financial Statements are an integral part of these financial statements.

Mitchell Area Chamber of Commerce, Inc.

Supplemental Information

Combining Statement of Activities and Changes in Net Assets

(Continued)

	Chamber Operations	Tourism Enterprise	Convention Visitors Bureau	CVB With Restrictions	CVB Total	Elimination	2025 Total
Agribusiness committee	11,931	--	--	--	--	--	11,931
Property taxes	--	11,459	--	--	--	--	11,459
Training	6,022	--	1,500	--	1,500	--	7,522
Postage and delivery	1,867	2,321	2,215	--	2,215	--	6,403
Annual banquet	6,027	--	--	--	--	--	6,027
Government affairs committee	5,759	--	--	--	--	--	5,759
Janitorial	2,790	--	--	--	--	--	2,790
In-town	2,092	--	--	--	--	--	2,092
Dues and subscriptions	1,087	673	--	--	--	--	1,760
Miscellaneous	1,261	350	--	--	--	--	1,611
Copy expense	161	1,406	--	--	--	--	1,567
Amortization	--	1,432	--	--	--	--	1,432
Freight and storage	--	1,341	--	--	--	--	1,341
Hospitality	--	--	722	--	722	--	722
Regional marketing	--	--	300	--	300	--	300
Total Expenses	308,772	747,624	375,650	--	375,650	--	1,432,046
Change in Net Assets from Operations	(70,535)	(77,429)	(27,318)	(3,874)	(31,192)	--	(179,156)

See Independent Accountant's Review Report

The accompanying Notes to the Financial Statements are an integral part of these financial statements.

Mitchell Area Chamber of Commerce, Inc.

Supplemental Information

Combining Statement of Activities and Changes in Net Assets

(Continued)

	Chamber Operations	Tourism Enterprise	Convention Visitors Bureau	CVB With Restrictions	CVB Total	Elimination	2025 Total
Other Income (Expense)							
Rental income	20,184	29,524	--	--	--	--	49,708
Rental depreciation	--	(10,972)	--	--	--	--	(10,972)
Interest income	54	26,211	8	--	8	--	26,273
Interest expense	(12,717)	--	--	--	--	--	(12,717)
Gain on sale of assets	--	(429)	--	--	--	--	(429)
Other Income - Net	7,521	44,334	8	--	8	--	51,863
Change in Net Assets Before Income Taxes	(63,014)	(33,095)	(27,310)	(3,874)	(31,184)	--	(127,293)
Income Tax Provisions							
Income tax benefit (expense)	--	20,122	--	--	--	--	20,122
Total Income Tax Provisions	--	20,122	--	--	--	--	20,122
Change in Net Assets	(63,014)	(12,973)	(27,310)	(3,874)	(31,184)	--	(107,171)
Net Assets, Beginning of Year	289,857	2,215,537	70,142	13,066	83,208	--	2,588,602
Net Assets, End of Year	$ 226,843	$ 2,202,564	$ 42,832	$ 9,192	$ 52,024	$ --	$ 2,481,431

See Independent Accountant's Review Report

The accompanying Notes to the Financial Statements are an integral part of these financial statements.

Mitchell Convention & Visitors Bureau

	2025-2026	Actual as of 06/30/2026	2026-2027
RESOURCES			
Income			
Income - City Funds	262,500	196,875	275,000
Income - Grants	1,500	500	1,500
Income - Interest	1,500	2	50
Mitchell Guide Ad Sales	-	-	-
VIC Literature Rack Sales	6,700	5,120	5,500
Total Income	**$ 272,200**	**$ 202,497**	**$ 282,050**
Total Resources	**$ 272,200**	**$ 202,497**	**$ 282,050**
EXPENSES			
Personnel			
Salaries & Wages	111,734	94,940	116,000
Empers Simple Expense	2,752	1,827	2,861
Insurance - Health	6,456	9,867	10,926
Insurance - Disability	325	317	412
FUTA/SUTA	576	268	350
FICA	7,018	6,722	7,296
Training	2,500	-	2,500
Total Personnel	**$ 131,361**	**$ 113,942**	**$ 140,345**
Administrative & Office			
Telephone	2,500	1,845	2,500
Postage	2,000	1,357	1,500
Supplies	7,000	8,679	7,000
Computer Expense	3,750	3,129	3,750
Repairs & Maintenance	500	398	500
Audit & Accounting	3,000	2,655	3,000
Depreciation	8,228	6,788	8,228
Miscellaneous	-	-	-
Total Administrative & Office	**$ 26,978**	**$ 24,851**	**$ 26,478**
Marketing & Communications			
Digital Advertising	15,000	15,497	18,100
Broadcast Advertising, TV	3,500	2,819	3,500
Broadcast Advertising, Radio	6,000	3,717	5,000
Print Advertising, Newspaper & Magazine	5,000	3,250	5,000
Billboard	1,000	4,524	1,000
Hunting segmentation	5,000	5,494	5,000
Group Tour	3,000	7,127	8,000
Leisure Traveler	7,500	8,593	5,000
Market Research	3,000	-	3,000
Mitchell Guide Production	600	-	600
SD Dept of Tourism Coop	40,000	23,042	40,000
Total Marketing & Communication	**$ 89,600**	**$ 74,063**	**$ 94,200**
Public Relations			
Hospitality	3,000	973	2,000
Promotional Items	7,500	13,631	9,000
Community Pride	3,000	982	3,000
Website	4,000	3,808	4,000
Meetings & Travel	3,000	3,150	3,000
Total Public Realtions	**$ 20,500.0**	**$ 22,543**	**$ 21,000**
Total Expenses	**$ 268,439**	**$ 235,399**	**$ 282,023**
Net Revenue/Loss	**$ 3,761**	**$ (32,903)**	**$ 27**

CHAMBER OF COMMERCE
BOARD OF DIRECTORS

2025-2026 Officers
Karisa Hart–Chair
Craig Engelland–Vice Chair
Brad Zimmerman—Treasurer
Kristy Berg—Past Chair

Term Expires September 30, 2028

Cade Schmitt	CorTrust Bank	[redacted]
Israel Espinosa	Corona Village	[redacted]
Jill Larson	Highland Conference Center	[redacted]
Zach Flood	Alvine Law Firm	[redacted]
Eric Klooz	Abbott House	[redacted]
Pat Soukup	Central Electric	[redacted]

Term Expires September 30, 2027

Craig Engelland	Vern Eide	[redacted]
Lorie Hanson	Mitchell Republic	[redacted]
Brad Zimmerman	McLeod's Printing & Office Supply	[redacted]

Term Expires September 30, 2026

Karisa Hart *	Hart Dental	[redacted]
Jennifer Gades	Mitchell Realty LLC	[redacted]
Kristy Berg*	Granite Springs Lodge	[redacted]

Appointed Ex-Officio Directors

Mayor Jordan Hanson	City of Mitchell	9[redacted]
	Mitchell School District	[redacted]
Fredel Thomas	Dakota Wesleyan University	[redacted]
Theresa Kriese	Mitchell Technical College	[redacted]
Ryan Thompson	Santel Communications (MADC Rep)	[redacted]
Julie Hoffman	Avera Queen of Peace Health Services	[redacted]
John Claggett	Davison County Commissioner	[redacted]
Jeff Smith	City Council Liaison	[redacted]
Elizabeth Luczak	Mitchell Main Street & Beyond	[redacted]

*indicates second term
**assumed an open position

APPLICATION FOR 2027 SUBSIDY OF CITY FUNDS

Applicant: Dakota Counseling Institute, Inc.

Address: 910 W Havens Ave., Mitchell SD 57301

Telephone: [redacted]

Contact (individual responsible for the project):

Name: Michelle Carpenter

Title: Executive Director

Address: [redacted]

Telephone: 605-996-9686

Email: [redacted]

Applicant is:

- ☒ **nonprofit organization**
- ☐ **government agency**
- ☐ **for-profit business**
- ☐ **an individual**
- ☐ **other** Click or tap here to enter text.

Amount Requested: $ 14,300

1. **Subsidy Intended Use:** What (specifically) will the subsidy be used for, and what is the public benefit?

Dakota Counseling Institute (DCI) is requesting funding to help sustain its 24/7 crisis services for the citizens of Mitchell. In January 2025, we opened our new Crisis Center, DCI Downtown, significantly expanding both the scope and accessibility of the crisis support we provide. This dedicated facility allows us to care for individuals in a safe, respectful environment and offers a much-needed alternative to what was previously often the only option—the local jail or hospital emergency department.

Public Benefit

I. Reduced strain on law enforcement and emergency services.
By offering an appropriate, non-punitive alternative to jail or the emergency department, DCI Downtown reduces the burden on local law enforcement, EMS, and hospital staff, allowing them to focus on public safety, medical emergencies, and other critical needs.

II. Increased public safety.
Timely crisis intervention helps de-escalate situations before they become more serious, reducing the risk of self-harm, violence, or involvement with the criminal justice system.

III. Improved mental health outcomes.
Immediate, trauma-informed care increases the likelihood of recovery and stability for individuals experiencing a mental health crisis, reducing the long-term personal, social, and economic costs of untreated mental illness.

IV. Reduced homelessness and unnecessary incarceration.
DCI Downtown serves as an important access point to housing, healthcare, and community resources. As part of every discharge plan, staff assess each individual's ongoing needs and connect them with appropriate services, helping reduce homelessness and preventing the criminalization of mental illness.

V. Economic efficiency.
Crisis services are a cost-effective alternative to jail and emergency department visits. Preventing unnecessary hospitalizations and arrests saves taxpayer dollars while reducing the burden on public systems.

VI. Stronger community support.
A community that responds effectively and compassionately to individuals experiencing a mental health crisis is a safer and healthier community. Providing timely access to care benefits not only the individual in crisis but also their families, employers, first responders, and the community as a whole.

A. Advertising: NA

B. Wages: NA

2. **Goals:** Describe measurable goals that you intend to accomplish in the next year that are directly funded by the subsidy and describe how you will measure your performance towards those goals.

I. Continue increasing access to 24/7 crisis services.
Performance Indicator: Serve at least 150 individuals through the Crisis Center over the next 12 months.
Measurement: We will track the number of individuals served using Crisis Center data, including admissions, daily census, and demographic information collected for each client.

II. Continue maintaining an average response time of under 10 minutes for walk-in clients and law enforcement drop-offs.
Performance Indicator: Monthly review of response time data.
Measurement: Time stamps will be recorded upon client arrival and at the initiation of services.

III. Continue linking at least 80% of crisis clients to ongoing care within seven days of discharge.
Performance Indicator: Monthly audits of discharge plans and follow-up engagement to assess continuity of care.
Measurement: Using our electronic health record system, DCI is able to track each crisis contact, including referral source, arrival time, response time, services provided, recommendations, and follow-up referrals. This allows us to monitor and evaluate how crisis services are being accessed in the community.

A. Previous Subsidy Goals/Performance: If you received a subsidy in previous years, please provide the most recent goal and performance measure of that goal for the previous year subsidy.

Goal 1: Increase access to 24/7 crisis services.

- **Previous Target:** Serve at least 100 individuals through the Crisis Center.
- **Performance:** During the reporting period, the Crisis Center served 171 unduplicated individuals.

Goal 2: Maintain an average response time of under 15 minutes.

- **Previous Target:** Average response time under 15 minutes.
- **Performance:** Average response time was 5 minutes.

Goal 3: Link at least 75% of crisis clients to ongoing care within seven days.

- **Previous Target:** 75% follow-up.
- **Performance:** 82% were successfully linked to ongoing care.

3. **Measurement:** What will the subsidy requested accomplish for the City of Mitchell? How will you measure the benefit to the public? (Please list the specific actions & measurable results.) How do these measurable goals align with City priorities? (The measurement has to be tied to the subsidy and cannot include inflation driven numbers.)

What the subsidy will accomplish for the City of Mitchell

The requested subsidy will enable Dakota Counseling Institute to sustain and strengthen its 24/7 crisis services. This investment ensures that Mitchell residents experiencing a mental health crisis receive timely, compassionate, and effective care in a dedicated facility rather than being routed through the local jail or emergency department. By supporting crisis operations and coordination with local partners, the subsidy helps create a healthier and safer community.

Since opening in January 2025, the DCI Downtown location has become an important resource for law enforcement, healthcare providers, schools, and other community agencies responding to behavioral health emergencies. The demand for behavioral health services continues to grow. DCI currently serves more than 2,000 active clients, with many individuals accessing crisis services through referrals from law enforcement, healthcare providers, schools, family members, and self-referrals. Continued City support will help ensure Mitchell residents continue to have access to timely crisis services close to home.

How we will measure the benefit to the public

To evaluate the impact of this investment, DCI will track and report key indicators, including:

- Number of crisis contacts and unduplicated individuals served through the Crisis Center.
- Referral source (law enforcement, healthcare providers, walk-ins, family members, and other community referrals).
- Average response time for walk-in clients and law enforcement drop-offs (goal: under 15 minutes).
- Number of clients successfully connected to ongoing behavioral health services following discharge.
- Disposition and recommendations following each crisis contact to help evaluate outcomes and identify service needs.

Using our electronic health record system, DCI is able to track these measures through detailed documentation of each crisis contact, including referral source, arrival time, services provided, recommendations, and follow-up referrals. These data will be reviewed quarterly to evaluate program performance, identify trends, and support continuous quality improvement.

Alignment with City of Mitchell priorities

This initiative aligns with several key priorities of the City of Mitchell, including:

- **Public Safety:** By providing a safe, therapeutic alternative to jail or the emergency department for individuals experiencing a mental health crisis, we help reduce the burden on law enforcement and other emergency responders.
- **Community Health and Well-Being:** Timely access to crisis care supports the mental and emotional health of residents while helping stabilize individuals before crises worsen.
- **Efficient Use of Public Resources:** Providing crisis intervention in the least restrictive setting helps reduce unnecessary emergency department visits and incarceration, allowing community resources to be used more effectively.
- **Collaboration:** DCI Downtown works closely with law enforcement, healthcare providers, schools, and other community agencies to ensure individuals receive the most appropriate level of care and are connected with ongoing services whenever possible.

4. Previous Subsidy: If you received a subsidy last year, please itemize how the dollars were spent, provide the goal you established for the subsidy, and the measurements that were used to assess the success of the goal. Was the goal obtained? Why or why not?

The City of Mitchell subsidy of $13,000 was used to help support the direct costs associated with providing 24-hour crisis services, including maintaining licensed professionals who are available to respond to behavioral health emergencies after normal business hours, on weekends, and on holidays.

Our goal for the previous subsidy was to continue providing timely, accessible crisis services to the residents of Mitchell. This goal was not only met but exceeded with the opening of our Appropriate Regional Facility (ARF) in January 2025. As one of only a few facilities of its kind in South Dakota, the ARF has expanded access to crisis stabilization services while also increasing our ability to provide social detoxification services when beds in our residential program are unavailable.

Success was measured by maintaining 24-hour crisis availability, tracking the number of individuals served, documenting after-hours crisis response, and monitoring connections to ongoing behavioral health services. Throughout the year, DCI continued collecting program outcome data through our electronic health record system and reporting required measures to the South Dakota Division of Behavioral Health.

In addition to outcome reporting, DCI participates in ongoing monitoring and accreditation reviews conducted by the South Dakota Division of Behavioral Health, the Department of Health, Housing and Urban Development, the United States Probation Office, and the Substance Abuse and Mental Health Services Administration (SAMHSA). These reviews help ensure our services remain effective, evidence-based, and accountable to the communities we serve.

5. Competition: Does your organization compete or provide a service that private enterprise is currently providing? If your entity is competing, why is the subsidy necessary for your organization?

While there are other providers and independent practitioners that provide quality mental health or substance use disorder treatment, Dakota Counseling Institute provides a unique combination of behavioral health services that are not otherwise available through a single provider in our region. This allows individuals experiencing both mental health and substance use disorders to receive coordinated care within one organization.

As a community mental health center, DCI provides both mental health treatment and substance use disorder treatment, allowing for the blending of approaches and resources needed to support individuals with co-occurring disorders. Although other providers offer valuable services, none provide the same combination of integrated treatment, supportive housing options, and 24/7 crisis services available through DCI.

DCI is accredited by the State of South Dakota and has access to funding sources that allow us to serve individuals who are unable to pay, can only afford reduced fees, or require continued support across multiple levels of care. Our services extend beyond outpatient treatment to include supportive housing through our low-income apartment complex and a Medicaid-certified assisted living facility for individuals experiencing serious mental illness.

Additionally, Dakota Counseling Institute is the only local provider offering 24-hour emergency mental health services through our Appropriate Regional Facility (ARF), including crisis stabilization beds and emergency

assessments in collaboration with the Mitchell Police Department, Davison County Sheriff's Office, and other community partners.

Because many of these essential services are not fully reimbursed, DCI continues to absorb significant uncompensated costs to ensure community members receive care regardless of their ability to pay. Last year alone, the agency provided more than $114,000 in unreimbursed services. The requested subsidy helps ensure these critical services remain available to Mitchell residents.

6. Subsidy as a percent of income: What is the subsidy/income % for your organization? Please provide documentation as to how you calculated this percentage. *If your subsidy exceeds 50% your financials are required to be made available publicly as part of the subsidy process.*

The City of Mitchell subsidy of $13,000 results in **1.6%** of 2025 Total Revenue **$8,007,800.**

7. Please list all sources of private investment or contributions aside from your subsidy request.

Funding Source	Amount
City of Mitchell	$13,000.00
Aurora County	$4,250.00
Davison County	$17,000.00
Hanson County	$3,874.28
Hutchinson County	$2,000.00
Sanborn County	$2,500.00
United Way	$28,000.00
Total	$70,624.48

8. Do you receive any federal funding. If so, how much is received and from what source?

Dakota Counseling Institute receives federal funding through several sources. The majority of this funding is received through Medicaid reimbursement, which is administered through the State of South Dakota on a fee-for-service basis. During the last calendar year, Medicaid reimbursement totaled approximately $3.1 million.

DCI also receives federal support through the U.S. Department of Housing and Urban Development (HUD) for our income-based housing program, which provides rental assistance for eligible tenants. HUD funding totaled approximately $110,000 in 2025.

Certification
Acting as the duly authorized representative for the described project and its sponsoring organization/agency/business, I certify that the information submitted is correct to the best of my knowledge and belief and submit this request for funding to the City of Mitchell.

Name: Michelle Carpenter
Title: Executive Director

☒ By checking this box, I acknowledge my agreement to the above certification.

☒ By checking this box, I acknowledge I have included my most recent financial statements are required by the application for funds.

☒ By checking this box, I acknowledge that the required reports from the previous subsidy (if applicable) have been submitted to the City prior to the July 1st application opening period. I also understand that failure to do so will automatically disqualify this application.

☒ By checking this box, I acknowledge the reporting requirements for receipt of City Subsidy Funds.

☒ By checking this box, I acknowledge that if more than 50% of the organization's annual income comes from City Subsidy funds, the organization cannot financially support candidates or ballot issues.

☒ By checking this box, I acknowledge that Subsidies that are more than 50% of the organization's annual income are required to have publicly available financials. *(This includes in the past two years, or the subsidy application year).*

Date: July 28, 2026

Dakota Counseling Institute
(A Nonprofit Organization)

Independent Auditor's Report
and Financial Statements

For the Years Ended
December 31, 2024 and 2023

Most recent available - 2025 Still processing with ECO me

Dakota Counseling Institute
Table of Contents

Page

Independent Auditor's Report ---- 1-3

Independent Auditor's Report on Internal Control over Financial Reporting and on Compliance and Other Matters Based on an Audit of Financial Statements Performed in Accordance with *Government Auditing Standards* ---- 4-5

Independent Auditor's on Compliance for the Major Program and on Internal Control over Compliance Required by the Uniform Guidance ---- 6-8

Schedule of Findings and Questioned Costs ---- 9-10

Management's Corrective Action Plan ---- 11

Financial Statements

Statements of Financial Position ---- 12
Statements of Activities ---- 13-14
Statement of Functional Expenses for the Year Ended December 31, 2024 ---- 15
Statement of Functional Expenses for the Year Ended December 31, 2023 ---- 16
Statements of Cash Flows ---- 17-18

Notes to Financial Statements ---- 19-25

Supplementary Information

Schedule of Expenditures of Federal Awards ---- 26

ELO
CPAs &
ADVISORS

elocpa.com

Independent Auditor's Report

To the Board of Directors of
Dakota Counseling Institute

Opinion

We have audited the accompanying financial statements of Dakota Counseling Institute (a nonprofit organization), which comprise the statements of financial position as of December 31, 2024 and 2023, and the related statements of activities, functional expenses, and cash flows for the years then ended, and the related notes to the financial statements.

In our opinion, the financial statements referred to above present fairly, in all material respects, the financial position of Dakota Counseling Institute as of December 31, 2024 and 2023 and the changes in its net assets and its cash flows for the years then ended in accordance with accounting principles generally accepted in the United States of America.

Basis for Opinion

We conducted our audits in accordance with auditing standards generally accepted in the United States of America and the standards applicable to financial audits contained in *Government Auditing Standards*, issued by the Comptroller General of the United States. Our responsibilities under those standards are further described in the Auditor's Responsibilities for the Audit of the Financial Statements section of our report. We are required to be independent of Dakota Counseling Institute and to meet our other ethical responsibilities in accordance with the relevant ethical requirements relating to our audits. We believe that the audit evidence we have obtained is sufficient and appropriate to provide a basis for our audit opinions.

Responsibilities of Management for the Financial Statements

Management is responsible for the preparation and fair presentation of the financial statements in accordance with accounting principles generally accepted in the United States of America, and for the design, implementation, and maintenance of internal control relevant to the preparation and fair presentation of financial statements that are free from material misstatement, whether due to fraud or error.

In preparing the financial statements, management is required to evaluate whether there are conditions or events, considered in the aggregate, that raise substantial doubt about Dakota Counseling Institute's ability to continue as a going concern within one year after the date that the financial statements are available to be issued.

Auditor's Responsibilities for the Audit of the Financial Statements

Our objectives are to obtain reasonable assurance about whether the financial statements as a whole are free from material misstatement, whether due to fraud or error, and to issue an auditor's report that includes our opinion. Reasonable assurance is a high level of assurance but is not absolute assurance and therefore is not a guarantee that an audit conducted in accordance with generally accepted auditing standards will always detect a material misstatement when it exists. The risk of not detecting a material misstatement resulting from fraud is higher than for one resulting from error, as fraud may involve collusion, forgery, intentional omissions, misrepresentations, or the override of internal control. Misstatements, including omissions, are considered material if there is a substantial likelihood that, individually or in the aggregate, they would influence the judgment made by a reasonable user based on the financial statements.

In performing an audit in accordance with generally accepted auditing standards and *Government Auditing Standards*, we:

- Exercise professional judgment and maintain professional skepticism throughout the audit.
- Identify and assess the risks of material misstatement of the financial statements, whether due to fraud or error, and design and perform audit procedures responsive to those risks. Such procedures include examining, on a test basis, evidence regarding the amounts and disclosures in the financial statements.
- Obtain an understanding of internal control relevant to the audit in order to design audit procedures that are appropriate in the circumstances, but not for the purpose of expressing an opinion on the effectiveness of Dakota Counseling Institute's internal control. Accordingly, no such opinion is expressed.
- Evaluate the appropriateness of accounting policies used and the reasonableness of significant accounting estimates made by management, as well as evaluate the overall presentation of the financial statements.
- Conclude whether, in our judgment, there are conditions or events, considered in the aggregate, that raise substantial doubt about Dakota Counseling Institute's ability to continue as a going concern for a reasonable period of time.

We are required to communicate with those charged with governance regarding, among other matters, the planned scope and timing of the audit, significant audit findings, and certain internal control related matters that we identified during the audit.

Supplementary Information

Our audit was conducted for the purpose of forming an opinion on the financial statements as a whole. The accompanying schedule of expenditures of federal awards, as required by Title 2 U.S. *Code of Federal Regulations* Part 200, *Uniform Administrative Requirements, Cost Principles, and Audit Requirements for Federal Awards,* is presented for purposes of additional analysis and is not a required part of the financial statements. Such information is the responsibility of management and was derived from and relates directly to the underlying accounting and other records used to prepare the financial statements. The information has been subjected to the auditing procedures applied in the audit of the financial statements and certain additional procedures, including comparing and reconciling such information directly to the underlying accounting and other records used to prepare the financial statements or to the financial statements themselves, and other additional procedures in accordance with auditing standards generally accepted in the United States of America. In our opinion, the schedule of expenditures of federal awards is fairly stated, in all material, respects, in relation to the financial statements as a whole.

Other Reporting Required by Government Auditing Standards

In accordance with *Government Auditing Standards,* we have also issued our report dated September 30, 2025, on our consideration of Dakota Counseling Institute's internal control over financial reporting and on our tests of its compliance with certain provisions of laws, regulations, contracts, and grant agreements and other matters. The purpose of that report is solely to describe the scope of our testing of internal control over financial reporting and compliance and the results of that testing, and not to provide an opinion on the effectiveness of Dakota Counseling Institute's internal control over financial reporting or on compliance. That report is an integral part of an audit performed in accordance with *Government Auditing Standards* in considering Dakota Counseling Institute's internal control over financial reporting and compliance.

CLO PLL LLC

Mitchell, South Dakota
September 30, 2025

ELO
CPAs &
ADVISORS

elocpa.com

Independent Auditor's Report on Internal Control over Financial Reporting and on Compliance and Other Matters Based on an Audit of Financial Statements Performed in Accordance with *Government Auditing Standards*

The Board of Directors
Dakota Counseling Institute
Mitchell, South Dakota

We have audited, in accordance with the auditing standards generally accepted in the United States of America and the standards applicable to financial audits contained in *Government Auditing Standards* issued by the Comptroller General of the United States, the financial statements of Dakota Counseling Institute (a nonprofit organization), which comprise the statement of financial position as of December 31, 2024, and the related statements of activities, and cash flows for the year then ended, and the related notes to the financial statements, and have issued our report thereon dated September 30, 2025.

Report on Internal Control over Financial Reporting

In planning and performing our audit of the financial statements, we considered Dakota Counseling Institute's internal control over financial reporting (internal control) as a basis for designing audit procedures that are appropriate in the circumstances for the purpose of expressing our opinion on the financial statements, but not for the purpose of expressing an opinion on the effectiveness of Dakota Counseling Institute's internal control. Accordingly, we do not express an opinion on the effectiveness of Dakota Counseling Institute's internal control.

A *deficiency in internal control* exists when the design or operation of a control does not allow management or employees, in the normal course of performing their assigned functions, to prevent, or detect and correct, misstatements on a timely basis. A *material weakness* is a deficiency, or a combination of deficiencies, in internal control, such that there is a reasonable possibility that a material misstatement of the entity's financial statements will not be prevented, or detected and corrected, on a timely basis. A *significant deficiency* is a deficiency, or a combination of deficiencies, in internal control that is less severe than a material weakness, yet important enough to merit attention by those charged with governance.

Our consideration of the internal control was for the limited purpose described in the first paragraph of this section and was not designed to identify all deficiencies in internal control that might be material weaknesses or significant deficiencies and therefore, material weaknesses or significant deficiencies may exist that were not identified. We identified a certain deficiency in internal control, described in the accompanying schedule of findings and questioned costs as item 2024-001 that we consider to be a material weakness.

Report on Compliance and Other Matters

As part of obtaining reasonable assurance about whether Dakota Counseling Institute's financial statements are free from material misstatement, we performed tests of its compliance with certain provisions of laws, regulations, contracts, and grant agreements, noncompliance with which could have a direct and material effect on the financial statements. However, providing an opinion on compliance with those provisions was not an objective of our audit, and accordingly, we do not express such an opinion. The results of our tests disclosed no instances of noncompliance or other matters that are required to be reported under *Government Auditing Standards*.

Dakota Counseling Institute's Response to Findings

Government Auditing Standards requires the auditor to perform limited procedures on Dakota Counseling Institute's response to the findings identified in our audit and described in the accompanying schedule of findings and questioned costs. Dakota Counseling Institute's response was not subjected to the other auditing procedures applied in the audit of the financial statements and, accordingly, we express no opinion on the response.

Purpose of This Report

The purpose of this report is solely to describe the scope of our testing of internal control and compliance and the results of that testing, and not to provide an opinion on the effectiveness of the organization's internal control or on compliance. This report is an integral part of an audit performed in accordance with *Government Auditing Standards* in considering the organization's internal control and compliance. Accordingly, this communication is not suitable for any other purpose.

CliftonLarsonAllen LLP

Mitchell, South Dakota
September 30, 2025

ELO
CPAs &
ADVISORS

elocpa.com

Independent Auditor's Report on Compliance for the Major Program
And on Internal Control over Compliance Required by the Uniform Guidance

To the Board of Directors
Dakota Counseling Institute

Report on Compliance for the Major Federal Program

Opinion on the Major Federal Program

We have audited Dakota Counseling Institute's compliance with the types of compliance requirements identified as subject to audit in the OMB *Compliance Supplement* that could have a direct and material effect on each of Dakota Counseling Institute's major federal program for the year ended December 31, 2024. Dakota Counseling Institute's major federal program is identified in the summary of auditor's results section of the accompanying schedule of findings and questioned costs.

In our opinion, Dakota Counseling Institute complied, in all material respects, with the types of compliance requirements referred to above that could have a direct and material effect on its major federal program for the year ended December 31, 2024.

Basis for Opinion on the Major Federal Program

We conducted our audit of compliance in accordance with auditing standards generally accepted in the United States of America; the standards applicable to financial audits contained in *Government Auditing Standards,* issued by the Comptroller General of the United States; and the audit requirements of Title 2 U.S. *Code of Federal Regulations* Part 200, *Uniform Administrative Requirements, Cost Principles, and Audit Requirements for Federal Awards (*Uniform Guidance). Our responsibilities under those standards and the Uniform Guidance are further described in the Auditor's Responsibilities for the Audit of Compliance section of our report.

We are required to be independent of Dakota Counseling Institute and to meet our ethical responsibilities, in accordance with relevant ethical requirements relating to our audit. We believe that the audit evidence we have obtained is sufficient and appropriate to provide a basis for our opinion on compliance for the major federal program. Our audit does not provide a legal determination of Dakota Counseling Institute's compliance with the compliance requirements referred to above.

Responsibilities of Management for Compliance

Management is responsible for compliance with the requirements referred to above and for the design, implementation, and maintenance of effective internal control over compliance with the requirements of laws, statutes, regulations, rules, and provisions of contracts or grant agreements applicable to Dakota Counseling Institute's federal programs.

Auditor's Responsibilities for the Audit of Compliance

Our objectives are to obtain reasonable assurance about whether material noncompliance with compliance requirements referred to above occurred, whether due to fraud or error, and express an opinion on Dakota Counseling Institute's compliance with the requirements of the major federal program as a whole.

In performing an audit in accordance with generally accepted auditing standards, *Government Auditing Standards,* and the Uniform Guidance, we:

- Exercise professional judgment and maintain professional skepticism throughout the audit.

- Identify and assess the risks of material noncompliance, whether due to fraud or error, and design and perform audit procedures responsive to those risks. Such procedures include examining, on a test basis, evidence regarding Dakota Counseling Institute's compliance with compliance requirements referred to above and performing such other procedures as we considered necessary in the circumstances.

- Obtain an understanding of Dakota Counseling Institute's internal control over compliance relevant to the audit in order to design audit procedures that are appropriate in the circumstances and to test and report on internal control over compliance in accordance with the Uniform Guidance, but not for the purpose of expressing an opinion on the effectiveness of Dakota Counseling Institute's internal control over compliance. Accordingly, no such opinion is expressed.

We are required to communicate with those charged with governance regarding, among other matters, the planned scope and timing of the audit and any significant deficiencies and material weaknesses in internal control over compliance that we identified during the audit.

Report on Internal Control over Compliance

Our consideration of internal control over compliance was for the limited purpose described in the Auditor's Responsibilities for the Audit of Compliance section above and was not designed to identify all deficiencies in internal control over compliance that might be material weaknesses or significant deficiencies in internal control over compliance and therefore, material weaknesses or significant deficiencies may exist that were not identified. However, as discussed below, we did identify a certain deficiency in internal control over compliance that we consider to be a material weakness.

A *deficiency in internal control over compliance* exists when the design or operation of a control over compliance does not allow management or employees, in the normal course of performing their assigned functions, to prevent, or detect and correct, noncompliance with a type of compliance requirement of a federal program on a timely basis. A *material weakness in internal control over compliance* is a deficiency, or a combination of deficiencies, in internal control over compliance, such that there is a reasonable possibility that material noncompliance with a type of compliance requirement of a federal program will not be prevented, or detected and corrected on a timely basis. A *significant deficiency in internal control over compliance* is a deficiency, or a combination of deficiencies, in internal control over compliance with a type of compliance requirement of a federal program that is less severe than a material weakness in internal control over compliance, yet important enough to merit attention by those charged with governance.

Our consideration of internal control over compliance was for the limited purpose described in the Auditor's Responsibilities for the Audit of Compliance section above and was not designed to identify all deficiencies in internal control over compliance that might be material weaknesses or significant deficiencies in internal control over compliance. Given these limitations, during our audit we did not identify any deficiencies in internal control over compliance that we consider to be material weaknesses, as defined above. However, material weaknesses or significant deficiencies in internal control over compliance may exist that were not identified.

Our audit was not designed for the purpose of expressing an opinion on the effectiveness of internal control over compliance. Accordingly, no such opinion is expressed.

Government Auditing Standards requires the auditor to perform limited procedures on Dakota Counseling Institute's response to the internal control over compliance findings identified in our compliance audit described in the accompanying schedule of findings and questioned costs. Dakota Counseling Institute's response was not subjected to the other auditing procedures applied in the audit of compliance and, accordingly, we express no opinion on the response.

The purpose of this report on internal control over compliance is solely to describe the scope of our testing of internal control over compliance and the results of that testing based on the requirements of the Uniform Guidance. Accordingly, this report is not suitable for any other purpose.

CliftonLarsonAllen LLP

Mitchell, South Dakota
September 30, 2025

Dakota Counseling Institute
Schedule of Findings and Question Costs
For the Year Ended December 31, 2024

Section I - Summary of The Auditor's Results

Financial Statements:

Type of auditor's report issued:	Unmodified	
Internal control over financial reporting:		
Material weakness(es) identified:	X Yes	No
Significant deficiencies identified that are not considered to be material weakness(es)?	Yes	X None reported
Noncompliance material to financial statements noted?	Yes	X No

Federal Awards:

Internal control over major programs:		
Material weakness(es) identified?	Yes	X No
Significant deficiencies identified	Yes	X None reported
Type of auditor's report issued on compliance for major programs:	Unmodified	
Any audit findings disclosed that are required to be reported in accordance with 2 CFR 200.516(a)?	Yes	X No

Identification of Major Programs:

FALN(s)	Name of Federal Program or Cluster
93.958	Block Grants for Community Mental Health Services

Dollar threshold used to distinguish between type A and type B programs:	$ 750,000	
Auditee qualified as low-risk auditee?	Yes	X No

Section II – Financial Statement Findings

2024-001 Preparation of the Financial Statements and Material Audit Adjustments
Material Weakness in Internal Control

Criteria: Internal controls over financial reporting should include a system designed to provide for the preparation of the financial statements and accompanying notes to the financial statements in accordance with accounting principles generally accepted in the United States of America in all material respects.

Condition: As part of our engagement we were engaged to draft the financial statements, including supplementary information, and the accompanying notes to the financial statements. In conjunction with our audit, we proposed material audit adjustments that impacted the current year financial statements.

Cause: Due to cost and capacity considerations, Dakota Counseling Institute has chosen to engage auditors to prepare the year-end financial statements. While management's processes generally are designed to ensure material balances and transactions are appropriate in the trial balance presented for audit, unforeseen circumstances and events occurred that led to the breakdown of processes and controls over financial reporting.

Effect: The preparation of the financial statements as part of the audit engagement may result in financial statements and accompanying notes to the financial statements not being available for management's purposes as timely, as if they were prepared by the Organization's personnel.

Recommendation: Management and the Board should continually be aware of the financial reporting of the Organization and changes to reporting requirements. It is management's responsibility and those charged with governance to decide whether to accept the degree of risk associated with the auditor's involvement in the preparation of the draft financial statements whether due to cost or other factors.

Views of Responsible Officials: Management agrees with the finding and recommendation.

Section III- Federal Award Findings and Questioned Costs

There were no federal award findings or questioned costs for the year ended December 31, 2024.

MICHELLE L. CARPENTER
Executive Director

ROSWITHA KONZ, M.A.
Clinical Director

JANAE OETKEN, CCDCIII
Clinical Supervisor

DCI
DAKOTA COUNSELING INSTITUTE

Corrective Action Plan (Unaudited)

Finding: 2024-001:

Summary of Finding: The Organization has not implemented an internal control system designed to provide for the preparation of materially accurate financial statements, the accompanying notes to the financial statements, the schedule of expenditures of federal awards (SEFA), and its related notes. The auditors prepare the draft financial statements and the accompanying notes to the financial statements and proposed material adjusting journal entries.

Responsible Individuals: Michelle Carpenter, Executive Director

Corrective Action Plan: The Organization has assessed the finding and determined that it is not cost effective to have an internal control system designed to provide for the preparation of the financial statements and accompanying notes to the financial statements, including the SEFA. We have requested that our auditors, ELO Prof LLC, prepare the financial statements and accompanying notes to the financial statements as part of our annual audit. We have designated appropriate members of management to review the drafted financial statements and the accompanying notes to the financial statements, including the SEFA. We will continue to review processes and procedures to minimize adjusting journal entries proposed during the audit.

Anticipated Completion Date: Ongoing

MENTAL HEALTH
910 West Havens • Mitchell, SD 57301
605-996-9686 • fax: 605-996-1624

PATHWAY
900 West Havens • Mitchell, SD 57301
605-996-3723 • fax: 605-996-1126

STEPPING STONES
901 South Miller • Mitchell, SD 57301
605-995-8180 • fax: 605-995-8183

Dakota Counseling Institute
Statements of Financial Position

	December 31, 2024	2023
Assets		
Current Assets		
Cash and cash equivalents	$ 1,489,254	$ 2,010,805
Receivables		
State agencies	733,917	667,233
Private pay, less allowance for credit losses 2024 $65,005; 2023 $65,005	199,628	294,718
Other	416,855	63,586
Prepaid expenses	3,642	16,164
Total Current Assets	2,843,296	3,052,506
Noncurrent Assets		
Tenant deposits, restricted	5,902	4,674
Right of use assets	239,459	287,924
Property and equipment		
Land	243,150	243,150
Buildings and improvements	3,903,621	2,907,831
Equipment, furniture and fixtures	347,344	275,290
Vehicles	242,511	187,152
Total Property and Equipment	4,736,626	3,613,423
Less: accumulated depreciation	1,978,876	1,828,252
Property and Equipment, Net	2,757,750	1,785,171
Total Noncurrent Assets	3,003,111	2,077,769
Total Assets	$ 5,846,407	$ 5,130,275
Liabilities and Net Assets		
Current Liabilities		
Current maturities of long term debt	$ 138,857	$ 466,671
Current maturities of long-term operating leases	44,073	56,304
Accounts payable	25,220	47,827
Deferred income	--	411,784
Accrued compensation	392,820	354,399
Accrued payroll liabilities	15,062	37,582
Other accrued expenses	8,671	7,579
Total Current Liabilities	624,703	1,382,146
Noncurrent Liabilities		
Long-term debt, less current maturities	1,033,802	407,463
Long-term operating leases, less current maturities	195,386	231,620
Total Noncurrent Liabilities	1,229,188	639,083
Total Liabilities	1,853,891	2,021,229
Net Assets		
Without donor restrictions	3,992,516	3,109,046
Total Liabilities and Net Assets	$ 5,846,407	$ 5,130,275

The accompanying Notes to Financial Statements are an integral part of this statement.

Dakota Counseling Institute
Statements of Activities

	Years Ended December 31, 2024	2023
Public Support and Revenue		
Public Support		
City of Mitchell	$ 13,000	$ 13,000
Grants	1,101,858	349,023
United Way	28,000	28,000
County funds	29,456	29,624
Total Public Support	1,172,314	419,647
Revenue		
Client Fees		
Mental health, outpatient	775,488	762,165
Medication Management	439,819	587,039
CARE	1,724,264	1,400,571
Section 8 housing	193,681	199,176
Assisted living	913,122	834,383
Children's mental health services	362,359	392,119
Early intervention	156,991	149,427
Detoxification	--	99
Criminal justice initiative	164,680	280,403
Transitional housing	394,892	404,542
Intensive meth treatment	916,662	585,894
Intensive substance use disorder, outpatient	278,105	232,155
Medical monitoring, inpatient	698,615	741,274
Total Client Fees	7,018,678	6,569,247
Less: contractual adjustments and discounts	(65,573)	(101,066)
Client Fees, Net	6,953,105	6,468,181
Other Revenues		
SNAP benefits	102,916	82,341
State awards	2,311	524
Credit loss recoveries	6,299	7,148
Interest income	12,791	17,514
Total Other Revenues	124,317	107,527
Total Public Support and Revenue	$ 8,249,736	$ 6,995,355

The accompanying Notes to Financial Statements are an integral part of this statement.

	Years Ended December 31, 2024	2023
Expenses		
Program Services		
Mental health, outpatient	$ 854,149	$ 814,183
Medication management	830,694	737,414
CARE	1,240,696	1,196,641
Section 8 housing	117,980	133,744
Assisted living	1,137,777	1,103,778
Children's mental health services	758,467	682,105
Early intervention	175,953	194,336
Detoxification	31,529	23,538
Criminal justice initiative	143,146	158,751
Transitional housing	379,591	382,430
Intensive meth treatment	553,393	474,932
Intensive substance use disorder, outpatient	190,430	162,394
Medical monitoring, inpatient	482,011	454,305
Total Program Services	6,895,816	6,518,551
Administration	470,450	479,830
Total Expenses	7,366,266	6,998,381
Changes in Net Assets Without Donor Restrictions	883,470	(3,026)
Net Assets, Beginning of Year	3,109,046	3,112,072
Net Assets, End of Year	$ 3,992,516	$ 3,109,046

The accompanying Notes to Financial Statements are an integral part of this statement.

Dakota Counseling Institute
Statement of Functional Expenses
For the Year Ended December 31, 2024

	Mental Health Outpatient	Medication Management	CARE	Section 8 Housing	Assisted Living	Mental Health Children's Services	Early Intervention
Salaries and wages	$ 472,592	$ 431,841	$ 683,698	$ 456	$ 677,829	$ 512,487	$ 81,648
Payroll taxes	32,484	30,361	46,407	33	47,374	34,668	5,725
Employee benefits	198,459	116,626	219,913	656	149,781	115,808	60,493
Total salaries and related expenses	703,535	578,828	950,018	1,145	874,984	662,963	147,866
Professional services	17,286	27,099	13,685	8,500	6,925	9,111	4,487
Contract labor	--	157,300	--	--	--	--	--
Occupancy expenses	33,140	7,873	74,362	64,234	65,660	34,186	3,318
Interest expense	--	--	--	6,153	24,301	--	--
Telephone	529	192	478	8,091	7,581	3,466	1,141
Transportation	1,949	254	15,426	904	5,981	7,519	448
Food	19	--	26,493	--	68,358	--	1
Supplies	7,884	7,522	34,894	14,689	42,381	5,681	2,447
Insurance	21,337	10,026	17,533	90	13,823	11,627	5,723
Bad debts	12,236	6,760	--	--	--	--	193
Conference registration	4,173	15,832	1,941	582	280	1,876	291
Advertising	420	149	256	--	--	499	173
Equipment repairs and rentals	13,828	7,724	48,852	2,395	3,176	8,155	3,682
Dues and subscriptions	3,138	1,468	2,802	180	4,522	1,770	768
Miscellaneous	20,039	3,304	8,761	6	2,425	131	1,990
Depreciation	14,636	6,363	45,195	11,011	17,380	11,483	3,425
Total expenses	$ 854,149	$ 830,694	$ 1,240,696	$ 117,980	$ 1,137,777	$ 758,467	$ 175,953

Dakota Counseling Institute
Statement of Functional Expenses
For the Year Ended December 31, 2024 (Continued)

Detoxification	Criminal Justice Initiative	Transitional Housing	Intensive Meth Treatment	Substance Use Disorder Intensive Outpatient	Medically Monitored Inpatient	Program Service Total	Administration	2024 Total
$ 9,769	$ 84,594	$ 236,043	$ 320,636	$ 142,310	$ 281,558	$ 3,935,461	$ 278,622	$ 4,214,083
710	6,180	16,740	23,051	9,380	20,143	273,256	19,473	292,729
4,675	27,669	53,732	79,631	24,088	52,704	1,104,235	65,815	1,170,050
15,154	118,443	306,515	423,318	175,778	354,405	5,312,952	363,910	5,676,862
9,498	1,756	5,610	6,401	2,181	13,056	125,595	8,205	133,800
--	--	--	--	--	--	157,300	--	157,300
1,297	1,751	7,782	9,079	1,297	7,782	311,761	20,751	332,512
--	--	--	--	--	--	30,454	--	30,454
211	1,015	4,213	6,143	1,036	6,294	40,390	1,229	41,619
48	2,369	1,578	1,032	212	2,729	40,449	4,036	44,485
1,491	7,445	19,750	61,687	--	59,964	245,208	64	245,272
1,309	2,535	15,852	29,559	1,211	23,232	189,196	10,303	199,499
845	2,242	7,176	6,354	2,783	4,922	104,481	12,898	117,379
--	--	--	--	1,357	--	20,546	--	20,546
(24)	37	(88)	(850)	(33)	402	24,419	(106)	24,313
30	121	473	636	129	631	3,517	127	3,644
464	1,651	4,401	3,881	1,562	3,357	103,128	9,241	112,369
124	328	1,030	989	408	729	18,256	6,183	24,439
58	153	484	792	823	459	39,425	11,722	51,147
1,024	3,300	4,815	4,372	1,686	4,049	128,739	21,887	150,626
$ 31,529	$ 143,146	$ 379,591	$ 553,393	$ 190,430	$ 482,011	$ 6,895,816	$ 470,450	$ 7,366,266

The accompanying Notes to Financial Statements are an integral part of this statement.

Dakota Counseling Institute
Statement of Functional Expenses
For the Year Ended December 31, 2023

	Mental Health Outpatient	Medication Management	CARE	Section 8 Housing	Assisted Living	Mental Health Children's Services	Early Intervention
Salaries and wages	$ 433,201	$ 353,832	$ 741,055	$ 2,210	$ 634,245	$ 421,448	$ 92,128
Payroll taxes	32,682	26,077	51,097	166	44,679	27,345	5,901
Employee benefits	227,540	133,874	197,693	748	173,347	132,852	69,410
Total salaries and related expenses	693,423	513,783	989,845	3,124	852,271	581,645	167,439
Professional services	12,940	37,105	10,470	9,310	8,567	6,680	3,289
Contract labor	--	142,975	--	--	--	--	--
Occupancy expenses	27,250	7,726	56,992	58,831	58,881	36,660	3,058
Interest expense	--	--	--	7,298	20,919	--	--
Telephone	1,295	311	844	8,881	8,320	3,334	1,222
Transportation	303	200	16,492	1,016	5,765	7,236	20
Food	--	--	26,284	--	70,569	--	1
Supplies	7,309	5,787	20,662	19,413	39,157	6,086	2,159
Insurance	15,634	7,346	12,934	66	10,128	8,519	4,193
Bad debts	13,294	4,108	--	6,158	499	23	2,186
Conference registration	3,474	1,249	2,041	283	1,601	2,631	1,213
Advertising	553	804	446	--	--	301	174
Equipment repairs and rentals	13,292	6,506	19,410	6,704	2,871	9,004	3,719
Dues and subscriptions	1,984	815	1,771	40	2,203	985	806
Miscellaneous	7,466	1,775	3,438	207	2,133	6,246	1,137
Depreciation	15,966	6,924	35,012	12,413	19,894	12,755	3,720
Total expenses	$ 814,183	$ 737,414	$ 1,196,641	$ 133,744	$ 1,103,778	$ 682,105	$ 194,336

Dakota Counseling Institute
Statement of Functional Expenses
For the Year Ended December 31, 2023 (Continued)

Detoxification	Criminal Justice Initiative	Transitional Housing	Intensive Meth Treatment	Substance Use Disorder Intensive Outpatient	Medically Monitored Inpatient	Program Service Total	Administration	2023 Total
$ 10,558	$ 97,814	$ 248,805	$ 272,875	$ 117,023	$ 285,470	$ 3,710,664	291,073	$ 4,001,737
542	4,533	9,806	14,202	5,895	14,735	237,660	18,780	256,440
5,302	31,797	61,217	63,608	27,517	33,479	1,158,384	75,566	1,233,950
16,402	134,144	319,828	350,685	150,435	333,684	5,106,708	385,419	5,492,127
1,087	1,288	4,133	3,666	1,599	10,890	111,024	15,698	126,722
--	--	--	--	--	--	142,975	--	142,975
1,052	1,465	6,311	9,057	1,052	6,311	274,646	16,830	291,476
--	--	--	--	--	--	28,217	--	28,217
243	1,151	4,790	6,892	1,185	7,133	45,601	956	46,557
3	2,055	962	22	10	1,012	35,096	3,893	38,989
1,557	7,790	20,255	63,881	--	62,222	252,559	116	252,675
686	2,606	7,907	17,400	1,063	16,670	146,905	20,807	167,712
619	1,643	5,338	4,655	2,039	3,607	76,721	10,376	87,097
--	--	--	1,681	--	1,681	29,630	--	29,630
61	258	1,043	2,776	624	1,002	18,256	539	18,795
27	83	290	319	97	287	3,381	221	3,602
531	1,924	4,975	7,513	1,805	4,194	82,448	8,831	91,279
68	178	619	530	220	453	10,672	5,596	16,268
68	301	630	1,084	433	618	25,536	1,537	27,073
1,134	3,865	5,349	4,771	1,832	4,541	128,176	9,011	137,187
$ 23,538	$ 158,751	$ 382,430	$ 474,932	$ 162,394	$ 454,305	$ 6,518,551	$ 479,830	$ 6,998,381

The accompanying Notes to Financial Statements are an integral part of this statement.

Dakota Counseling Institute
Statements of Cash Flows

	Years Ended December 31, 2024	2023
Cash Flows from Operating Activities		
Cash received from services	$ 6,216,458	$ 6,548,812
Cash paid to suppliers and employees	(7,178,278)	(6,729,337)
Cash received from public support	600,098	419,647
Other cash receipts	111,526	90,013
Interest received	12,791	17,514
Interest paid	(30,454)	(28,217)
Net Cash Provided by Operating Activities	(267,859)	318,432
Cash Flows from Investing Activities		
Purchase of property and equipment	(683,206)	(258,205)
Capital grants	572,216	--
Net Cash (Used) by Investing Activities	(110,990)	(258,205)
Cash Flows from Financing Activities		
Principal payments on long-term debt	(141,474)	(98,152)
Net Cash (Used) by Financing Activities	(141,474)	(98,152)
Increase (Decrease) in Cash	(520,323)	(37,925)
Cash, Cash Equivalents, and Restricted Cash, Beginning of Year	2,015,479	2,053,404
Cash, Cash Equivalents, and Restricted Cash, End of Year	$ 1,495,156	$ 2,015,479

The accompanying Notes to Financial Statements are an integral part of this statement.

Dakota Counseling Institute
Statements of Cash Flows (Continued)

	Years Ended December 31, 2024	2023
Reconciliation of Change in Net Assets to Net Cash Provided by Operating Activities:		
Change in net assets	$ 883,470	$ (3,026)
Adjustments to reconcile change in net assets to net cash provided by operating activities		
Depreciation	150,626	137,187
Capital grant	(572,216)	--
(Increase) Decrease in:		
Accounts receivable	(324,863)	283,711
Prepaid expenses	12,522	(14,424)
Increase (Decrease) in:		
Accounts payable	(22,607)	43,599
Deferred income	(411,784)	(203,080)
Accrued compensation	38,421	51,520
Accrued payroll tax liabilities	(22,520)	36,541
Other accrued expenses	1,092	(13,596)
Net Cash Provided by Operating Activities	$ (267,859)	$ 318,432
Composition of Cash, Cash Equivalents, and Restricted Cash		
Cash and cash equivalents	$ 1,489,254	$ 2,010,805
Tenant deposits, restricted	5,902	4,674
	$ 1,495,156	$ 2,015,479
Supplemental disclosure of noncash investing and financing transactions		
Property acquired via contract for deed	440,000	--
Contract for deed for downtown property	(440,000)	--

The accompanying Notes to Financial Statements are an integral part of this statement.

1. **Significant Accounting Policies:**

Nature of Activities: Dakota Counseling Institute (the Organization) is a nonprofit organization providing prevention, treatment, and community education services for mental illnesses, behavioral disabilities, and substance abuse for Davison County and the surrounding counties in South Dakota. The Organization also provides facilities for rent and rehabilitation to those in need.

Cash and Cash Equivalents: For purposes of the statement of cash flows, the Organization considers all instruments purchased with a maturity of three months or less to be cash equivalents.

Accounts Receivable: Accounts receivable are stated at the amount management expects to collect from outstanding balances. Changes in the allowance for credit losses are classified in the statement of activities, net against fees for services and related interest where applicable. The Organization assess collectability by reviewing accounts collectively where similar characteristics exist and individually when specific instances are identified that indicate collection may be a concern. In determining the allowance for credit losses, historical collectability, such as past due status and subsequent collections are considered in making judgments about the evaluations of the creditworthiness of customers. Customer specific information, current market conditions, and reasonable, supportable forecasts of future economic conditions provide a basis for adjustments to historical loss data. At December 31, 2024 and 2023, the allowance for credit losses was $65,005 and $65,005, respectively.

Allocation of Expenses: Certain expenses benefiting several programs and/or supporting services are allocated by using formulas with salaries or occupied building space as bases. The intent is to reflect a reasonably equitable distribution of these expenses. Expenses of a general and administrative nature are not specifically allocated to programs. Costs of providing the various programs and other activities have been summarized on a functional basis in the statements of activities. The statements of functional expenses can be found at pages 6 and 7.

Revenue Recognition: The Organization's client fee revenues are derived primarily from contracts with patients and various state agencies. These contracts can be written or implied. For each contract, the Organization determines the transaction price based on the consideration they expect to be received. The Organization allocates the transaction price to each performance obligation. The Organization recognizes revenue for each performance obligation at the point in time when the obligation was fulfilled or the service was rendered, net of any contractual adjustments or fee discounts. The state grants and contracts are typically written contracts with various stipulations and requirements to provide specific services to patients. Payments are typically due and received within 90 days of billing.

Contributions received from government, foundation, corporate, and individual sponsors are generally recorded as revenues without donor restrictions in the year in which they are received, unless specific donor-imposed restrictions on their use are indicated.

Income Taxes: Dakota Counseling Institute is exempt from federal income taxes under Section 501(c) (3) of the Internal Revenue Code. The State of South Dakota does not levy an income tax.

Estimates: The preparation of financial statements in conformity with generally accepted accounting principles requires management to make estimates and assumptions that affect certain reported amounts and disclosures. Accordingly, actual results could differ from these estimates.

1. **Significant Accounting Policies: (Continued)**

Property and Equipment: Donations of property and equipment are recorded as support at their estimated fair value. Such donations are reported as unrestricted support unless the donor has restricted the donated asset to a specific purpose. Assets donated with explicit restrictions regarding their use and contributions of cash that must be used to acquire property and equipment are reported as restricted support.

Absent donor stipulations regarding how long those donated assets must be maintained, the Organization reports expirations of donor restrictions when the donated or acquired assets are placed in service as instructed by the donor. The Organization reclassifies temporarily restricted net assets to unrestricted net assets at that time. Purchased property and equipment are recorded at cost.

Depreciation: The Organization follows the South Dakota Department of Human Services capitalization policy, which states property and equipment in excess of $5,000 be capitalized. Depreciation is provided for in amounts sufficient to relate the cost of depreciable assets to operations over their estimated service lives using principally the straight-line method.

Leases: The Organization leases certain buildings, equipment, and vehicles. The determination of whether an arrangement is a lease is made at the lease's inception. Under ASC 842, a contract is (or contains) a lease if it conveys the right to control the use of an identified asset for a period of time in exchange for consideration. Control is defined under the standard as having both the right to obtain substantially all of the economic benefits from use of the asset and the right to direct the use of the asset. Management only reassesses its determination if the terms and conditions of the contract are changed.

The Organization has elected the short-term lease recognition exemption for all applicable classes of underlying assets. Leases with an initial term of 12 months or less, that do not include an option to purchase the underlying asset that we are reasonably certain to exercise, are not recorded on the statement of financial position. Long-term operating leases are included in operating lease right-of-use ("ROU") assets, other current liabilities, and operating lease liabilities in our statement of financial position. The Organization recognizes lease liabilities and corresponding assets with an initial, individual value of $30,000 or more.

ROU assets represent our right to use an underlying asset for the lease term, and lease liabilities represent our obligation to make lease payments. Operating lease ROU assets and liabilities are recognized at the lease commencement date based on the present value of lease payments over the lease term. The Organization uses the implicit rate when it is readily determinable. Since most of the Organization's leases do not provide an implicit rate, to determine the present value of lease payments, management uses the Organization's incremental borrowing rate based on the information available at lease commencement. Operating lease ROU assets also includes any lease payments made and excludes any lease incentives. Lease expense for lease payments is recognized on a straight-line basis over the lease term. The Organization's lease terms may include options to extend or terminate the lease when it is reasonably certain that we will exercise the option.

The Organization accounts for the leases containing lease and non-lease components as a single lease. Additionally, for certain equipment leases, we apply a portfolio approach to account for the operating lease ROU assets and liabilities.

2. Pension Plan:

The Organization has established a retirement plan for the benefit of its employees. The plan is a defined contribution plan under Internal Revenue Code Section 401(k). The Organization's contributions to the plan are discretionary. An employee who has completed one year of service and attained age 18 is eligible. For the years ended December 31, 2024 and 2023, the Organization's contribution expenses were approximately $91,376 and $101,200, respectively, of which approximately $5,325 and $-0- was payable at December 31, 2024 and 2023, respectively.

3. Restricted Funds:

The Organization has regulations through HUD to maintain an account entitled "Tenant Deposits" for Westview Apartments. This account must be non-interest earning and contain only the security deposits of the tenants.

4. Concentration of Credit Risk:

At various times during the fiscal year, the Organization's cash balances exceeded the federally insured limits. The Organization has not experienced any losses due to this concentration.

5. Liquidity and Availability of Financial Assets:

The following reflects the Organization's financial assets as of the balance sheet date, reduced by amounts not available for general use because of contractual restrictions within one year of the balance sheet date.

	December 31, 2024	December 31, 2023
Financial assets at year-end	$ 2,845,556	$ 3,041,016
Less those unavailable for general expenditure within one year:		
Tenant security deposits	5,902	4,674
	5,902	4,674
Financial assets available to meet cash needs for general expenditure within one year	$ 2,839,654	$ 3,036,342

As part of the Organization's liquidity management, it structures its financial assets to be available as its general expenditures, liabilities, and other obligations come due. In addition, the Organization invests cash in excess of daily requirements in short-term investments.

6. Long-Term Debt:

Long-term debt consisted of the following at December 31, 2024 and 2023:

Description and Security	Terms	2024	2023
First Interstate Bank - secured by real estate	3% note payable; due in monthly installments of $3,790. Final payment is due June 15, 2029.	$ 179,785	$ 219,113
First Interstate Bank - secured by real estate	3% note payable; due in monthly installments of $3,316. Final balloon payment initially due May 2024 (a)	--	393,666
First Interstate Bank- secured by real estate	3% note payable; due in monthly installments of $3,425. Final payment is due June 15, 2031.	227,780	261,355
First Interstate Bank- secured by real estate	Refinanced 6.90% note payable; due in monthly installments of $3,414. Final payment is due July 2029.	373,094	--
Contract for deed - secured by real estate	0% contract payable; due in monthly installments of $4,000. Final balloon payment of $200,000 due on or before January 1, 2029.	392,000	--
		1,172,659	874,134
	Less: current portion	(138,857)	(466,671)
	Long-Term Debt	$ 1,033,802	$ 407,463

(a) This note was refinanced during the year ended December 31, 2024 by the 6.90% note maturing in July 2029.

Estimated aggregate maturities of long-term debt for the five years ended December 31 are as follows:

2025	$ 138,857
2026	142,249
2027	145,791
2028	149,488
2029	553,203
Thereafter	43,071

7. Economic Dependence:

Services provided to clients were billed to the following sources for the years ended December 31, 2024 and 2023:

Source	2024	2023
South Dakota Department of Social Services - Division of Community Behavioral Health Mental Health Contract	$ 2,358,640	$ 2,533,115
Medicaid - Title XIX	2,759,308	1,999,203
Private pay, Medicare, and insurance	527,937	704,626
Others	1,372,793	1,332,303
Gross Client Fees	7,018,678	6,569,247
Less: contractual adjustments & discounts	(65,573)	(101,066)
	$ 6,953,105	$ 6,468,181

Concentrated areas of accounts receivable for the year ended December 31, 2024 and 2023 are as follows:

	2024	2023
State contracts	$ 225,256	$ 331,845
Medicaid	508,661	335,388

8. Accounting for Uncertain Tax Positions:

The Organization files income tax returns in the U.S. federal jurisdictions. With few exceptions, the Organization is no longer subject to U.S. federal, state, or local tax examinations by tax authorities for years before 2021.

The Organization includes all penalties and interest assessed by income taxing authorities in operating expenses. The Organization did not have penalties and interest expenses for the years ended December 31, 2024 and 2023.

9. Leasing Arrangements:

The Organization has elected the short-term lease recognition exemption for all applicable classes of underlying assets. Leases with an initial term of 12 months or less, that do not include an option to purchase the underlying asset that we are reasonably certain to exercise, are not recorded on the statement of financial position.

The Organization has long-term operating leases of buildings and equipment. The leases have remaining lease terms of 5 to 20 years, some of which include options to extend the leases for up to an additional year, and some of which include options to terminate the leases within 1 year. Only lease options that the Organization believes are reasonably certain to exercise are included in the measurement of the lease assets and liabilities.

The following summarizes the line items in the statement of financial position which include amounts for leases as of December 31:

	2024	2023
Assets:		
Operating leases		
Right of use assets (ROU)	$ 239,459	$ 287,924
Total lease assets	$ 239,459	$ 287,924
Liabilities		
Operating leases		
Current operating lease liability	$ 44,073	$ 56,304
Noncurrent operating lease liability	195,386	231,620
Total lease liabilities	$ 239,459	$ 287,924

The following summarizes the line items in the statements of activities which include the components of lease expense for the year ended December 31:

	2024	2023
Operating Leases:		
Lease costs included in operating expenses	$ 56,305	$ 56,304
	$ 56,305	$ 56,304

The following summarizes the line items in the statements of cash flows which include the components of leases for the year ended December 31:

	2024	2023
Cash Flow Information:		
Cash paid for amounts included in the measurement of lease liabilities:		
Operating cash flows for operating leases	(56,305)	(56,304)
Lease assets obtained in exchange for lease liabilities:		
Operating leases	--	58,446

9. Leasing Arrangements: (Continued)

The following summarizes additional information related to the Organization's leases as of December 31:

Lease Term and Discount Rate:	2024	2023
Weighted Average Remaining Lease Terms (years)		
Operating leases	11.60	11.34
Weighted Average Discount Rate		
Operating leases	3.00%	3.00%

The incremental borrowing rate used for existing leases was established at adoption as of January 1, 2022, and is determined at the commencement of new leases or reevaluated if there are modifications to the terms of existing leases.

Maturities of lease liabilities as of December 31, 2024:

	Operating
2025	$ 44,073
2026	41,628
2027	41,628
2028	30,657
2029	10,800
Thereafter	142,200
Total lease payments	310,986
Less: interest	(71,527)
Present value of lease liabilities	$ 239,459

10. Crisis Center Fund:

In March 2024, the Organization signed a memorandum of agreement with a local Foundation to establish a fund to support the operations of the Crisis Center. The fund was established to assist in the fundraising and management of funds raised to support the future capital and operational needs of the facility. Distributions from the fund are made bi-annually upon the request of the Organization, or upon request when needed for a special circumstance. The Foundation will report balances available to the Organization quarterly. As of December 31, 2024, the fund had a balance of $92,387.

11. Subsequent Events:

Subsequent events have been evaluated for potential recognition or disclosure in the financial statements through September 30, 2025, the date the financial statements were available to be issued.

Effective July 2024 the Organization signed an agreement to purchase a property to be used for operations.

Supplementary Information

Dakota Counseling Institute
Schedule of Expenditures of Federal Awards
For the Year Ended December 31, 2024

Federal Grantor/Pass-Through Grantor Program or Cluster Title	Federal Assistance Listing Number	Pass-Through Entity Identifying Number	Passed Through to Subrecipients	Total Federal Expenditures FY 2024
US Department of Housing and Urban Development				
Project-Based Rental Assistance Program (PBRA)	14.195	N/A	N/A	$ 116,280
Subtotal for US Department of Housing and Urban Development				116,280
US Department of Health and Human Services				
Passed through the State of South Dakota Department of Social Services				
Block Grants for Community Mental Health Services	93.958	24-0851-606	N/A	685,000
Subtotal for US Department of Health and Human Services				685,000
Total Federal Awards Expended				$ 801,280

Note 1: Basis for Presentation:

The accompanying Schedule of Expenditures of Federal Awards includes the federal grant activity of Dakota Counseling Institute, Inc. under programs of the federal government for the year ended December 31, 2024. The information in this Schedule is presented in accordance with the requirements of Title 2 U.S. Code of Federal Regulations Part 200, Uniform Administrative Requirements, Cost Principles, and Audit Requirements for Federal Awards (Uniform Guidance). Because the Schedule presents only a selected portion of the operations of the Organization, it is not intended to and does not present the financial position, changes in net position, or cash flows of the Organization.

Note 2: Summary of Significant Accounting Policies

Expenditures reported on the Schedule are reported on the accrual basis of accounting. Such expenditures are recognized following the cost principles contained in the Uniform Guidance, wherein certain types of expenditures are not allowable or are limited as to reimbursement. The Organization has elected to use the 10-percent de minimis indirect cost rate as allowed under the Uniform Guidance.

DAKOTA COUNSELING INSTITUTE, INC.
2026 PROJECTED BUDGET - CALENDAR YEAR

PUBLIC SUPPORT AND REVENUE	**Budget 2026**
Public Support	
County funds	$29,623.75
City of Mitchell	$13,000.00
United Way	$48,000.00
Grants	$5,000.00
Total public support	$95,623.75
Revenue	
Client fees	$6,200,000.00
Less - fee discounts	($135,000.00)
Net client fees	$6,065,000.00
Other income	$150,000.00
Rental Income	$1,300,000.00
ARF Income & Support	$875,000.00
TOTAL PUBLIC SUPPORT AND REVENUE	$8,485,623.75
EXPENDITURES	
Salaries and Related Expenses	$6,600,000.00
Professional services	$200,000.00
Occupancy expenses	$350,000.00
Interest expense	$50,000.00
Telephone	$45,000.00
Transportation	$70,000.00
Supplies	$450,000.00
Insurance	$150,000.00
Bad debts	$45,000.00
Conference registration	$25,000.00
Advertising	$8,000.00
Equipment repairs and rentals	$150,000.00
Dues and subscriptions	$30,000.00
Miscellaneous	$40,000.00
Depreciation	$210,000.00
TOTAL EXPENDITURES	$8,423,000.00
OPERATING SURPLUS	$62,623.75

DAKOTA COUNSELING INSTITUTE
BOARD OF DIRECTORS
FY26

NAME	ADDRESS	PHONE	TERM EXPIRES
PRESIDENT			
Theresa Kriese	[redacted]		Dec 2026
VICE-PRESIDENT			
Joshua Klumb			Dec 2028
SECRETARY/TREASURER			
JP Skelly			Dec 2026
MEMBERS-AT-LARGE			
Andrew Becker			Dec 2026
John Bumgardner			Dec 2027
Sue Burris			Dec 2026
Sheriff Steve Harr			Dec 2027
Dennis Kiner			Dec 2026
Seth Severtson			Dec 2026
Kathy Wingert	[redacted]		Dec 2028

MICHELLE L. CARPENTER
Executive Director

ROSWITHA KONZ, M.A.
Clinical Director

JANAE OETKEN, CCDCIII
Clinical Supervisor

DCI
DAKOTA COUNSELING INSTITUTE

March 18, 2026

Dear Members of the City Council:

Please accept this report summarizing how public support helped Dakota Counseling Institute provide behavioral health services to the community during 2025.

Funding Source	Amount
City of Mitchell	$13,000.00
Aurora County	$4,250.00
Davison County	$17,000.00
Hanson County	$3,874.28
Hutchinson County	$2,000.00
Sanborn County	$2,500.00
United Way	$28,000.00
Total	$70,624.48

Total Free and Discounted Services $130,000
Total Indigent Prescription Assistance $217,000

We remain grateful for the partnership of the City of Mitchell and to our other public supporters who make it possible for individuals to receive care regardless of their ability to pay. Public funding continues to play an essential role in ensuring individuals in our community have access to behavioral health services when they are most needed.

Emergency and Crisis Response Services

Throughout 2025, Dakota Counseling continued to provide emergency behavioral health services in partnership with local law enforcement, the hospital, and community referrals. These services are frequently provided evenings, weekends, and holidays and are many times non-reimbursable.

This year our clinicians provided approximately 279 hours of emergency crisis response, including:

- crisis evaluations
- suicide risk assessments
- coordination with law enforcement and medical providers
- assistance arranging inpatient psychiatric hospitalization when appropriate

These services help ensure that individuals experiencing behavioral health crises receive timely intervention while supporting the efforts of public safety and healthcare partners.

Expansion of 24-Hour Mental Health Emergency Services

In January 2025, we opened a 24-hour Mental Health Emergency Appropriate Regional Facility (ARF) with four beds. This site provides a safe, supervised environment where individuals experiencing a behavioral health crisis can remain for short-term stabilization and monitoring.

This past year, approximately 2,176 hours (the equivalent of more than 90 days) of monitored crisis stabilization were provided through the ARF.

With the addition of this 24-hour service, our community's approach to behavioral health emergencies expanded beyond crisis evaluation and referral to include immediate stabilization and monitoring in a safe, therapeutic setting. In many cases, this provides an alternative to holding individuals in a jail setting while appropriate care is arranged.

In July 2025, the ARF further expanded to serve juveniles in addition to adults, increasing the community's ability to respond to behavioral health crises that involve youth and providing families with an immediate local option during emergencies.

Additional Community Support

During 2025, our organization also added recovery support services through the acquisition of a sober living motel, increasing access to stable housing for individuals transitioning in housing and working toward long-term recovery. While separate from the emergency services outlined in this report, this initiative reflects our continued commitment to strengthening behavioral health resources within the Mitchell community.

We are passionate about the services we provide and remain grateful for the support of our community partners. If the Council has any questions regarding this report, we would welcome the opportunity to discuss our programs further. We would also like to extend an open invitation for members of the Council to tour our campus and learn more about the services available to the citizens of our community.

Respectfully,

Michelle Carpenter
Executive Director

APPLICATION FOR 2027 CITY FUNDS (SUBSIDIES)

National Exchange Club of Mitchell

Proposal Requirements:

1. Completed Funding Application – Included
2. Most Recent Audit – The National Exchange Club of Mitchell is not required to have an audit. Therefore, we are including our most recently filed 990 (6/30/2025).
3. Most recent budget – The National Exchange Club of Mitchell does not have a budget.
4. List of Current members of Board of Directors – Included.
5. Most recent financial statements (note, this wasn't a 'proposal requirement' – but under the certification line, it was included. Therefore, we are including it).

APPLICATION FOR 2027 SUBSIDY OF CITY FUNDS

Applicant: Exchange Club of Mitchell, SD

Address: PO Box 811, Mitchell, SD 57301

Telephone: [redacted] (Aaron Moller's (Treasurer) work phone)

Contact (individual responsible for the project):

Name: Aaron Moller

Title: Treasurer

Address: [redacted] (work address – ELO CPAs & Advisors)

Telephone: [redacted] (Aaron Moller's work phone)

Email: a[redacted]

Applicant is:

- ☒ **nonprofit organization**
- ☐ **government agency**
- ☐ **for-profit business**
- ☐ **an individual**
- ☐ **other** Click or tap here to enter text.

Amount Requested: $ $15,660 (population of Mitchell)

1. **Subsidy Intended Use:** What (specifically) will the subsidy be used for, and what is the public benefit?

The subsidy will be used for the 2027 fireworks show. This will provide a family friendly event for all of Mitchell.

A. Advertising: If any portion of the subsidy will be used for advertising, please provide the analytics for the advertising dollars spent in previous years, and an itemization of where the advertising dollars will be spent with the subsidy funds.

The Exchange Club spends approximately $250 on two advertainments ($125/each) to help promote the fireworks show and thank all sponsors. This is typically paid out of the Exchange Club's own funds.

B. Wages: If any portion of the subsidy will be used for wages, please list the positions funded and what percentage of the wage the subsidy covers. Please include job descriptions and wages for the positions funded by the subsidy.

None will be used for wages.

2. Goals: Describe measurable goals that you intend to accomplish in the next year that are directly funded by the subsidy and describe how you will measure your performance towards those goals.

The goal of the fireworks show it to allow the community to enjoy a fireworks show that is free of charge. This provides an activity for families to enjoy. It is difficult to have measurable performance standards because attendance/admission isn't taken. However, if you drive around the west side of the Lake, you can see that goals are being met as you will notice vehicles parked along the road near the Lake. In addition, many people can enjoy the fireworks show from their house even if they live outside of City limits.

A. Previous Subsidy Goals/Performance: If you received a subsidy in previous years, please provide the most recent goal and performance measure of that goals for the previous year subsidy.

See answer to #2 (from above).

3. Measurement: What will the subsidy requested accomplish for the City of Mitchell? How will you measure the benefit to the public? (Please list the specific actions & measurable results.) How do these measurable goals align with City priorities? (The measurement has to be tied to the subsidy and cannot include inflation driven numbers.)

This will create a community event that families can enjoy. We will measure the benefit to the public based on word of mouth and how many vehicles/people are lined up around the Lake.

4. Previous Subsidy: If you received a subsidy last year, please itemize how the dollars were spent, provide the goal you established for the subsidy, and the measurements that were used to assess the success of the goal. Was the goal obtained? Why or why not?

For 2026, we received $15,660 from the City of Mitchell (in prior years it was $10,0000). The fireworks cost for 2026

was $23,000 (plus an additional $150) for fees/road closures). The goal of the subsidy was to provide a free fireworks show for the Mitchell community. As mentioned before, specific measurements are difficult to quantify. We measure the success of the fireworks show based on word of mouth and how many people are lined up along the Lake to watch the show. We accomplished that goal as we heard nothing but positive things about the show.

5. Competition: Does your organization compete or provide a service that private enterprise is currently providing? If your entity is competing, why is the subsidy necessary for your organization?

Wea re not aware of any other organizations that are trying to put on a fireworks show for the Mitchell community.

6. Subsidy as a percent of income: What is the subsidy/income % for your organization? Please provide documentation as to how you calculated this percentage. *If your subsidy exceeds 50% your financials are required to be made available publicly as part of the subsidy process.*

The $15,660 subsidy would represent approximately 26% (15,660/59,920) of our total income (7/1/25 through 6/30/26).

Income	
New Member Incentive	350.00
Grill Lease	550.00
Membership Dues	7,405.00
Reimbursed Expenses	869.70
Service Projects	50,484.00
Donations	173.84
Miscellaneous Income	87.48
Total Income	59,920.02

7. Please list all sources of private investment or contributions aside from your subsidy request.

For the Fireworks show, the Exchange Club sends out a mailing to Mitchell businesses asking to be a 'sponsor' of the fireworks show. Below is what we received from corporate sponsors the last 6 years:

2026 - $9,550.00
2025 - $10,645.33
2024 - $7,774.20
2023 - $5,335.05
2022 - $8,201.50
2021 - $7,400.00

8. Do you receive any federal funding. If so, how much is received and from what source?
No

Certification
Acting as the duly authorized representative for the described project and its sponsoring organization/agency/business, I certify that the information submitted is correct to the best of my knowledge and belief and submit this request for funding to the City of Mitchell.

Name: Aaron Moller
Title: Treasurer

☒ By checking this box, I acknowledge my agreement to the above certification.

☒ By checking this box, I acknowledge I have included my most recent financial statements are required by the application for funds.

☒ By checking this box, I acknowledge that the required reports from the previous subsidy (if applicable) have been submitted to the City prior to the July 1st application opening period. I also understand that failure to do so will automatically disqualify this application.

☒ By checking this box, I acknowledge the reporting requirements for receipt of City Subsidy Funds.

☒ By checking this box, I acknowledge that if more than 50% of the organization's annual income comes from City Subsidy funds, the organization cannot financially support candidates or ballot issues.

☒ By checking this box, I acknowledge that Subsidies that are more than 50% of the organization's annual income are required to have publicly available financials. *(This includes in the past two years, or the subsidy application year)*.

Date: July 31, 2026

Form **990-EZ**

Short Form
Return of Organization Exempt From Income Tax

Under section 501(c), 527, or 4947(a)(1) of the Internal Revenue Code (except private foundations)

Do not enter social security numbers on this form, as it may be made public.

Go to *www.irs.gov/Form990EZ* **for instructions and the latest information.**

OMB No. 1545-0047

2024

Open to Public Inspection

Department of the Treasury
Internal Revenue Service

A **For the 2024 calendar year, or tax year beginning** 07/01/24 **, and ending** 06/30/25

B Check if applicable:
- ☐ Address change
- ☐ Name change
- ☐ Initial return
- ☐ Final return/terminated
- ☐ Amended return
- ☐ Application pending

C Name of organization

NATIONAL EXCHANGE CLUB OF MITCHELL

Number and street (or P.O. box if mail is not delivered to street address) | Room/suite

[redacted]

City or town, state or province, country, and ZIP or foreign postal code

[redacted]

D **Employer identification number**

[redacted]

E Telephone number

[redacted]

F Group Exemption Number

G Accounting Method: ☒ Cash ☐ Accrual Other (specify)

H Check ☐ if the organization is **not** required to attach Schedule B (Form 990).

I **Website:** N/A

J **Tax-exempt status** (check only one) — ☐ 501(c)(3) ☒ 501(c) (4) (insert no.) ☐ 4947(a)(1) or ☐ 527

K Form of organization: ☒ Corporation ☐ Trust ☐ Association ☐ Other

L Add lines 5b, 6c, and 7b to line 9 to determine gross receipts. If gross receipts are $200,000 or more, or if total assets (Part II, column (B)) are $500,000 or more, file Form 990 instead of Form 990-EZ . . . . . $ **199,855**

Part I Revenue, Expenses, and Changes in Net Assets or Fund Balances (see the instructions for Part I)

Check if the organization used Schedule O to respond to any question in this Part I . . . . . ☒

Revenue	1	Contributions, gifts, grants, and similar amounts received		1	26,660
	2	Program service revenue including government fees and contracts		2	
	3	Membership dues and assessments		3	10,317
	4	Investment income		4	4,114
	5a	Gross amount from sale of assets other than inventory	5a		
	b	Less: cost or other basis and sales expenses	5b		
	c	Gain or (loss) from sale of assets other than inventory (subtract line 5b from line 5a)		5c	
	6	Gaming and fundraising events:			
	a	Gross income from gaming (attach Schedule G if greater than $15,000)	6a		
	b	Gross income from fundraising events (not including $ 21,624 of contributions from fundraising events reported on line 1) (attach Schedule G if the sum of such gross income and contributions exceeds $15,000)	6b	158,282	
	c	Less: direct expenses from gaming and fundraising events	6c	114,397	
	d	Net income or (loss) from gaming and fundraising events (add lines 6a and 6b and subtract line 6c)		6d	43,885
	7a	Gross sales of inventory, less returns and allowances	7a		
	b	Less: cost of goods sold	7b		
	c	Gross profit or (loss) from sales of inventory (subtract line 7b from line 7a)		7c	
	8	Other revenue (describe in Schedule O)		8	482
	9	**Total revenue.** Add lines 1, 2, 3, 4, 5c, 6d, 7c, and 8		9	85,458
Expenses	10	Grants and similar amounts paid (list in Schedule O)		10	35,180
	11	Benefits paid to or for members		11	
	12	Salaries, other compensation, and employee benefits		12	
	13	Professional fees and other payments to independent contractors		13	266
	14	Occupancy, rent, utilities, and maintenance		14	
	15	Printing, publications, postage, and shipping		15	
	16	Other expenses (describe in Schedule O)		16	23,297
	17	**Total expenses.** Add lines 10 through 16		17	58,743
Net Assets	18	Excess or (deficit) for the year (subtract line 17 from line 9)		18	26,715
	19	Net assets or fund balances at beginning of year (from line 27, column (A)) (must agree with end-of-year figure reported on prior year's return)		19	134,895
	20	Other changes in net assets or fund balances (explain in Schedule O)		20	
	21	Net assets or fund balances at end of year. Combine lines 18 through 20		21	161,610

For Paperwork Reduction Act Notice, see the separate instructions.

Form **990-EZ** (2024)

DAA

Part II **Balance Sheets** (see the instructions for Part II)
Check if the organization used Schedule O to respond to any question in this Part II X

	(A) Beginning of year		(B) End of year
22 Cash, savings, and investments	133,919	22	162,326
23 Land and buildings	0	23	
24 Other assets (describe in Schedule O)	976	24	633
25 **Total assets**	134,895	25	162,959
26 **Total liabilities** (describe in Schedule O)	0	26	1,647
27 **Net assets or fund balances** (line 27 of column (B) **must** agree with line 21)	134,895	27	161,312

Part III **Statement of Program Service Accomplishments** (see the instructions for Part III)
Check if the organization used Schedule O to respond to any question in this Part III .....

What is the organization's primary exempt purpose?
COMMUNITY SERVICE

Describe the organization's program service accomplishments for each of its three largest program services, as measured by expenses. In a clear and concise manner, describe the services provided, the number of persons benefited, and other relevant information for each program title.

Expenses (Required for section 501(c)(3) and 501(c)(4) organizations; optional for others.)

28 **DONATIONS TO VARIOUS COMMUNITY ORGANIZATIONS, ACTIVITIES AND INDIVIDUALS**

(Grants $ **35,180**) If this amount includes foreign grants, check here 28a **35,180**

29

(Grants $) If this amount includes foreign grants, check here 29a

30

(Grants $) If this amount includes foreign grants, check here 30a

31 Other program services (describe in Schedule O)

(Grants $) If this amount includes foreign grants, check here 31a

32 **Total program service expenses** (add lines 28a through 31a) 32 **35,180**

Part IV **List of Officers, Directors, Trustees, and Key Employees** (list each one even if not compensated — see the instructions for Part IV)
Check if the organization used Schedule O to respond to any question in this Part IV .....

(a) Name and title	(b) Average hours per week devoted to position	(c) Reportable compensation (Forms W-2/1099-MISC/ 1099-NEC) (if not paid, enter -0-)	(d) Health benefits, contributions to employee benefit plans, and deferred compensation	(e) Estimated amount of other compensation
DAN REW PRESIDENT	6.00	0	0	0
CADE SCHMIT PRESIDENT-ELECT	2.00	0	0	0
PAT SOUKUP PAST PRESIDENT	2.00	0	0	0
BONNIE SCOTT SECRETARY	2.00	0	0	0
AARON MOLLER TREASURER	2.00	0	0	0
DENNIS NATH VICE PRESIDENT	2.00	0	0	0
BRIAN LOKEN DIRECTOR	2.00	0	0	0
TERRY ASLESEN DIRECTOR	2.00	0	0	0
COLE MORGAN DIRECTOR	2.00	0	0	0
GEORGIA HOLT DIRECTOR	2.00	0	0	0

Part V **Other Information** (Note the Schedule A and personal benefit contract statement requirements in the instructions for Part V.) Check if the organization used Schedule O to respond to any question in this Part V ☐

			Yes	No
33	Did the organization engage in any significant activity not previously reported to the IRS? If "Yes," provide a detailed description of each activity in Schedule O	33		X
34	Were any significant changes made to the organizing or governing documents? If "Yes," attach a conformed copy of the amended documents if they reflect a change to the organization's name. Otherwise, explain the change on Schedule O. See instructions	34		X
35a	Did the organization have unrelated business gross income of $1,000 or more during the year from business activities (such as those reported on lines 2, 6a, and 7a, among others)?	35a		X
b	If "Yes" to line 35a, has the organization filed a Form 990-T for the year? If "No," provide an explanation in Schedule O	35b		
c	Was the organization a section 501(c)(4), 501(c)(5), or 501(c)(6) organization subject to section 6033(e) notice, reporting, and proxy tax requirements during the year? If "Yes," complete Schedule C, Part III	35c		X
36	Did the organization undergo a liquidation, dissolution, termination, or significant disposition of net assets during the year? If "Yes," complete applicable parts of Schedule N	36		X
37a	Enter amount of political expenditures, direct or indirect, as described in the instructions 37a			
b	Did the organization file **Form 1120-POL** for this year?	37b		X
38a	Did the organization borrow from, or make any loans to, any officer, director, trustee, or key employee; **or** were any such loans made in a prior year and still outstanding at the end of the tax year covered by this return?	38a		X
b	If "Yes," complete Schedule L, Part II, and enter the total amount involved 38b			
39	Section 501(c)(7) organizations. Enter:			
a	Initiation fees and capital contributions included on line 9 39a			
b	Gross receipts, included on line 9, for public use of club facilities 39b			
40a	Section 501(c)(3) organizations. Enter amount of tax imposed on the organization during the year under: section 4911: ; section 4912: ; section 4955:			
b	Section 501(c)(3), 501(c)(4), and 501(c)(29) organizations. Did the organization engage in any section 4958 excess benefit transaction during the year, or did it engage in an excess benefit transaction in a prior year that has not been reported on any of its prior Forms 990 or 990-EZ? If "Yes," complete Schedule L, Part I	40b		X
c	Section 501(c)(3), 501(c)(4), and 501(c)(29) organizations. Enter amount of tax imposed on organization managers or disqualified persons during the year under sections 4912, 4955, and 4958			
d	Section 501(c)(3), 501(c)(4), and 501(c)(29) organizations. Enter amount of tax on line 40c reimbursed by the organization			
e	All organizations. At any time during the tax year, was the organization a party to a prohibited tax shelter transaction? If "Yes," complete Form 8886-T	40e		X

41 List the states with which a copy of this return is filed: **NONE**

42a The organization's books are in care of: **AARON MOLLER** Telephone no. [redacted]

LOCAL DELIVERY

Located at **MITCHELL** **SD** ZIP + 4 **57301**

			Yes	No
b	At any time during the calendar year, did the organization have an interest in or a signature or other authority over a financial account in a foreign country (such as a bank account, securities account, or other financial account)? If "Yes," enter the name of the foreign country: See the instructions for exceptions and filing requirements for FinCEN Form 114, Report of Foreign Bank and Financial Accounts (FBAR).	42b		X
c	At any time during the calendar year, did the organization maintain an office outside the United States? If "Yes," enter the name of the foreign country:	42c		X

43 Section 4947(a)(1) nonexempt charitable trusts filing Form 990-EZ in lieu of **Form 1041 —** Check here ☐ and enter the amount of tax-exempt interest received or accrued during the tax year 43

			Yes	No
44a	Did the organization maintain any donor advised funds during the year? If "Yes," Form 990 must be completed instead of Form 990-EZ	44a		X
b	Did the organization operate one or more hospital facilities during the year? If "Yes," Form 990 must be completed instead of Form 990-EZ	44b		X
c	Did the organization receive any payments for indoor tanning services during the year?	44c		X
d	If "Yes" to line 44c, has the organization filed a Form 720 to report these payments? If "No," provide an explanation in Schedule O	44d		
45a	Did the organization have a controlled entity within the meaning of section 512(b)(13)?	45a		X
b	Did the organization receive any payment from or engage in any transaction with a controlled entity within the meaning of section 512(b)(13)? If "Yes," Form 990 and Schedule R may need to be completed instead of Form 990-EZ. See instructions	45b		X

		Yes	No
46 Did the organization engage, directly or indirectly, in political campaign activities on behalf of or in opposition to candidates for public office? If "Yes," complete Schedule C, Part I	46		X

Part VI Section 501(c)(3) Organizations Only

All section 501(c)(3) organizations must answer questions 47–49b and 52, and complete the tables for lines 50 and 51.

Check if the organization used Schedule O to respond to any question in this Part VI ☐

		Yes	No
47 Did the organization engage in lobbying activities or have a section 501(h) election in effect during the tax year? If "Yes," complete Schedule C, Part II	47		
48 Is the organization a school as described in section 170(b)(1)(A)(ii)? If "Yes," complete Schedule E	48		
49a Did the organization make any transfers to an exempt non-charitable related organization?	49a		
b If "Yes," was the related organization a section 527 organization?	49b		

50 Complete this table for the organization's five highest compensated employees (other than officers, directors, trustees, and key employees) who each received more than $100,000 of compensation from the organization. If there is none, enter "None."

(a) Name and title of each employee	(b) Average hours per week devoted to position	(c) Reportable compensation (Forms W-2/1099-MISC/ 1099-NEC)	(d) Health benefits, contributions to employee benefit plans, and deferred compensation	(e) Estimated amount of other compensation

f Total number of other employees paid over $100,000

51 Complete this table for the organization's five highest compensated independent contractors who each received more than $100,000 of compensation from the organization. If there is none, enter "None."

(a) Name and business address of each independent contractor	(b) Type of service	(c) Compensation

d Total number of other independent contractors each receiving over $100,000

52 Did the organization complete Schedule A? **Note:** All section 501(c)(3) organizations must attach a completed Schedule A ☐ Yes ☐ No

Under penalties of perjury, I declare that I have examined this return, including accompanying schedules and statements, and to the best of my knowledge and belief, it is true, correct, and complete. Declaration of preparer (other than officer) is based on all information of which preparer has any knowledge.

Sign Here

Signature of officer: **DAN REW** Date: **PRESIDENT**

Type or print name and title

Paid Preparer Use Only

Print/Type preparer's name	Preparer's signature	Date	Check ☐ if self-employed	PTIN
AARON M. MOLLER, CPA	AARON M. MOLLER, CPA	01/08/26		

Firm's name **ELO PROF LLC** Firm's EIN

Firm's address [redacted] Phone no. 60[redacted]

May the IRS discuss this return with the preparer shown above? See instructions ☒ Yes ☐ No

Schedule B (Form 990) (Rev. December 2024))
Department of the Treasury
Internal Revenue Service

Schedule of Contributors

Attach to Form 990, 990-EZ, or 990-PF.
Go to *www.irs.gov/Form990* for the latest information.

OMB No. 1545-0047

Name of the organization

NATIONAL EXCHANGE CLUB OF MITCHELL

Employer identification number

[redacted]

Organization type (check one):

Filers of:	Section:
Form 990 or 990-EZ	[X] 501(c)(**4**) (enter number) organization
	[ ] 4947(a)(1) nonexempt charitable trust **not** treated as a private foundation
	[ ] 527 political organization
Form 990-PF	[ ] 501(c)(3) exempt private foundation
	[ ] 4947(a)(1) nonexempt charitable trust treated as a private foundation
	[ ] 501(c)(3) taxable private foundation

Check if your organization is covered by the **General Rule** or a **Special Rule.**
Note: Only a section 501(c)(7), (8), or (10) organization can check boxes for both the General Rule and a Special Rule. See instructions.

General Rule

[X] For an organization filing Form 990, 990-EZ, or 990-PF that received, during the year, contributions totaling $5,000 or more (in money or property) from any one contributor. Complete Parts I and II. See instructions for determining a contributor's total contributions.

Special Rules

[ ] For an organization described in section 501(c)(3) filing Form 990 or 990-EZ that met the 33 1/3% support test of the regulations under sections 509(a)(1) and 170(b)(1)(A)(vi), that checked Schedule A (Form 990), Part II, line 13, 16a, or 16b, and that received from any one contributor, during the year, total contributions of the greater of **(1)** $5,000; or **(2)** 2% of the amount on (i) Form 990, Part VIII, line 1h; or (ii) Form 990-EZ, line 1. Complete Parts I and II.

[ ] For an organization described in section 501(c)(7), (8), or (10) filing Form 990 or 990-EZ that received from any one contributor, during the year, total contributions of more than $1,000 *exclusively* for religious, charitable, scientific, literary, or educational purposes, or for the prevention of cruelty to children or animals. Complete Parts I (entering "N/A" in column (b) instead of the contributor name and address), II, and III.

[ ] For an organization described in section 501(c)(7), (8), or (10) filing Form 990 or 990-EZ that received from any one contributor, during the year, contributions *exclusively* for religious, charitable, etc., purposes, but no such contributions totaled more than $1,000. If this box is checked, enter here the total contributions that were received during the year for an *exclusively* religious, charitable, etc., purpose. Don't complete any of the parts unless the **General Rule** applies to this organization because it received *nonexclusively* religious, charitable, etc., contributions totaling $5,000 or more during the year . . . . . $ . . . . . .

Caution: An organization that isn't covered by the General Rule and/or the Special Rules doesn't file Schedule B (Form 990), but it **must** answer "No" on Part IV, line 2, of its Form 990; or check the box on line H of its Form 990-EZ or on its Form 990-PF, Part I, line 2, to certify that it doesn't meet the filing requirements of Schedule B (Form 990).

Name of organization
NATIONAL EXCHANGE CLUB OF MITCHELL

Employer identification number
[redacted]

Part I **Contributors** (see instructions). Use duplicate copies of Part I if additional space is needed.

(a) No.	(b) Name, address, and ZIP + 4	(c) Total contributions	(d) Type of contribution
1	N/A	$ 10,000	Person [X] Payroll [ ] Noncash [ ] (Complete Part II for noncash contributions.)
2	N/A	$ 5,000	Person [X] Payroll [ ] Noncash [ ] (Complete Part II for noncash contributions.)
		$	Person [ ] Payroll [ ] Noncash [ ] (Complete Part II for noncash contributions.)
		$	Person [ ] Payroll [ ] Noncash [ ] (Complete Part II for noncash contributions.)
		$	Person [ ] Payroll [ ] Noncash [ ] (Complete Part II for noncash contributions.)
		$	Person [ ] Payroll [ ] Noncash [ ] (Complete Part II for noncash contributions.)

SCHEDULE G (Form 990)
(Rev. December 2024)
Department of the Treasury
Internal Revenue Service

Supplemental Information Regarding Fundraising or Gaming Activities

Complete if the organization answered "Yes" on Form 990, Part IV, line 17, 18, or 19; or if the organization entered more than $15,000 on Form 990-EZ, line 6a.

Attach to Form 990 or Form 990-EZ.

Go to *www.irs.gov/Form990* for instructions and the latest information.

OMB No. 1545-0047

Open to Public Inspection

Name of the organization

NATIONAL EXCHANGE CLUB OF MITCHELL

Employer identification number

[redacted]

Part I Fundraising Activities.

Complete if the organization answered "Yes" on Form 990, Part IV, line 17. Form 990-EZ filers are not required to complete this part.

1 Indicate whether the organization raised funds through any of the following activities. Check all that apply.

- **a** ☐ Mail solicitations
- **b** ☐ Internet and email solicitations
- **c** ☐ Phone solicitations
- **d** ☐ In-person solicitations
- **e** ☐ Solicitation of nongovernment grants
- **f** ☐ Solicitation of government grants
- **g** ☐ Special fundraising events

2a Did the organization have a written or oral agreement with any individual (including officers, directors, trustees, or key employees listed in Form 990, Part VII) or entity in connection with professional fundraising services? ☐ **Yes** ☐ **No**

b If "Yes," list the 10 highest paid individuals or entities (fundraisers) pursuant to agreements under which the fundraiser is to be compensated at least $5,000 by the organization.

	(i) Name and address of individual or entity (fundraiser)	**(ii)** Activity	(iii) Did fund-raiser have custody or control of contributions? Yes	(iii) No	**(iv)** Gross receipts from activity	**(v)** Amount paid to (or retained by) fundraiser listed in col. **(i)**	**(vi)** Amount paid to (or retained by) organization
1							
2							
3							
4							
5							
6							
7							
8							
9							
10							
Total							

3 List all states in which the organization is registered or licensed to solicit contributions or has been notified it is exempt from registration or licensing.

Part II **Fundraising Events.** Complete if the organization answered "Yes" on Form 990, Part IV, line 18, or reported more than $15,000 of fundraising event contributions and gross income on Form 990-EZ, lines 1 and 6b. List events with gross receipts greater than $5,000.

		(a) Event #1	(b) Event #2	(c) Other events	(d) Total events (add col. (a) through col. (c))
		BASEBALL PLAYOF (event type)	FIREWORKS (event type)	2 (total number)	
Revenue	1 Gross receipts	132,768	21,624	16,285	170,677
	2 Less: Contributions		21,624		21,624
	3 Gross income (line 1 minus line 2)	132,768		16,285	149,053
Direct Expenses	4 Cash prizes				
	5 Noncash prizes				
	6 Rent/facility costs				
	7 Food and beverages				
	8 Entertainment				
	9 Other direct expenses	84,619	17,800	7,518	109,937
	10 Direct expense summary. Add lines 4 through 9 in column (d)				109,937
	11 Net income summary. Subtract line 10 from line 3, column (d)				39,116

Part III **Gaming.** Complete if the organization answered "Yes" on Form 990, Part IV, line 19, or reported more than $15,000 on Form 990-EZ, line 6a.

		(a) Bingo	(b) Pull tabs/instant bingo/progressive bingo	(c) Other gaming	(d) Total gaming (add col. (a) through col. (c))
Revenue	1 Gross revenue				
Direct Expenses	2 Cash prizes				
	3 Noncash prizes				
	4 Rent/facility costs				
	5 Other direct expenses				
	6 Volunteer labor	☐ Yes % ☐ No	☐ Yes % ☐ No	☐ Yes % ☐ No	
	7 Direct expense summary. Add lines 2 through 5 in column (d)				
	8 Net gaming income summary. Subtract line 7 from line 1, column (d)				

9 Enter the state(s) in which the organization conducts gaming activities:

a Is the organization licensed to conduct gaming activities in each of these states? ☐ Yes ☐ No

b If "No," explain:

10a Were any of the organization's gaming licenses revoked, suspended, or terminated during the tax year? ☐ Yes ☐ No

b If "Yes," explain:

11 Does the organization conduct gaming activities with nonmembers? ☐ Yes ☐ No

12 Is the organization a grantor, beneficiary, or trustee of a trust; or a member of a partnership or other entity formed to administer charitable gaming? ☐ Yes ☐ No

13 Indicate the percentage of gaming activity conducted in:

a	The organization's facility	**13a**	%
b	An outside facility	**13b**	%

14 Enter the name and address of the person who prepares the organization's gaming/special events books and records:

Name

Address

15a Does the organization have a contract with a third party from whom the organization receives gaming revenue? ☐ Yes ☐ No

b If "Yes," enter the amount of gaming revenue received by the organization $ and the amount of gaming revenue retained by the third party $

c If "Yes," enter tha name and address of the third party:

Name

Address

16 Gaming manager information:

Name

Gaming manager compensation $

Description of services provided

☐ Director/officer ☐ Employee ☐ Independent contractor

17 Mandatory distributions:

a Is the organization required under state law to make charitable distributions from the gaming proceeds to retain the state gaming license? ☐ Yes ☐ No

b Enter the amount of distributions required under state law to be distributed to other exempt organizations or spent in the organization's own exempt activities during the tax year $

Part IV Supplemental Information.

Provide the explanations required by Part I, line 2b, columns (iii) and (v); and Part III, lines 9, 9b, 10b, 15b, 15c, 16, and 17b, as applicable. Also provide any additional information. See instructions.

SCHEDULE O (Form 990) (Rev. December 2024)

Department of the Treasury
Internal Revenue Service

Supplemental Information to Form 990 or 990-EZ

Complete to provide information for responses to specific questions on Form 990 or 990-EZ or to provide any additional information.

Attach to Form 990 or Form 990-EZ.

Go to *www.irs.gov/Form990* for instructions and the latest information.

OMB No. 1545-0047

Open to Public Inspection

Name of the organization

NATIONAL EXCHANGE CLUB OF MITCHELL

Employer identification number

[redacted]

FORM 990-EZ, PART I, LINE 8 - OTHER REVENUE

DESCRIPTION	AMOUNT
MISCELLANEOUS	$ 375
SALES TAX ALLOWANCE	$ 107
TOTAL	$ 482

FORM 990-EZ, PART I, LINE 10 - GRANTS/SIMILAR AMTS PAID TO ORGANIZATIONS

NAME: EXCHANGE SCHOLARSHIPS
ADDRESS: LOCAL
MITCHELL, SD 57301
CASH CONTRIBUTION: 5,500

NAME: SAFE PLACE
ADDRESS: LOCAL
MITCHELL, SD 57301
CASH CONTRIBUTION: 15,000

FORM 990-EZ, PART I, LINE 16 - OTHER EXPENSES

DESCRIPTION	AMOUNT
EXPENSES	
INSURANCE	$ 4,415
DUES	$ 9,049
AWARDS	$ 645
ADVERTISING AND PROMOTION	$ 1,263
PRINTING AND PUBLICATION	$ 1,403
SUPPLIES	$ 932
POSTAGE	$ 395
ALL SERVICE CLUB	$ 1,174
DISTRICT CONVENTION	$ 1,585
SPECIAL EVENTS	$ 768
TRAVEL & ENTERTAINMENT	$ 1,113
OTHER	$ 423
ONE NATION UNDER GOD	$ 132
TOTAL	$ 23,297

FORM 990-EZ, PART II, LINE 24 - OTHER ASSETS

DESCRIPTION	BEG. OF YEAR	END OF YEAR
INVENTORIES FOR SALE OR USE	$ 500	$ 0
EQUIPMENT	$ 18,542	$ 18,542
LESS ACCUMULATED DEPRECIATION	$ 18,066	$ 18,239
DUE FROM KIWANIS	$ 0	$ 330
TOTAL	$ 976	$ 633

FORM 990-EZ, PART II, LINE 26 - OTHER LIABILITIES

DESCRIPTION	BEG. OF YEAR	END OF YEAR
DUE TO COUNTY FAIR	$ 0	$ 1,647

Form **4562**

Department of the Treasury
Internal Revenue Service

Depreciation and Amortization

(Including Information on Listed Property)

Attach to your tax return.

Go to *www.irs.gov/Form4562* for instructions and the latest information.

OMB No. 1545-0172

2024

Attachment Sequence No. **179**

Name(s) shown on return

NATIONAL EXCHANGE CLUB OF MITCHELL

Identifying number [redacted]

Business or activity to which this form relates

WISH N SPIN

Part I Election To Expense Certain Property Under Section 179

Note: If you have any listed property, complete Part V before you complete Part I.

1	Maximum amount (see instructions)	1	1,220,000
2	Total cost of section 179 property placed in service (see instructions)	2	
3	Threshold cost of section 179 property before reduction in limitation (see instructions)	3	3,050,000
4	Reduction in limitation. Subtract line 3 from line 2. If zero or less, enter -0-	4	
5	Dollar limitation for tax year. Subtract line 4 from line 1. If zero or less, enter -0-. If married filing separately, see instructions	5	

6	(a) Description of property	(b) Cost (business use only)	(c) Elected cost

7	Listed property. Enter the amount from line 29	7		
8	Total elected cost of section 179 property. Add amounts in column (c), lines 6 and 7		8	
9	Tentative deduction. Enter the **smaller** of line 5 or line 8		9	
10	Carryover of disallowed deduction from line 13 of your 2023 Form 4562		10	
11	Business income limitation. Enter the smaller of business income (not less than zero) or line 5. See instructions		11	
12	Section 179 expense deduction. Add lines 9 and 10, but don't enter more than line 11		12	
13	Carryover of disallowed deduction to 2025. Add lines 9 and 10, less line 12	13		

Note: Don't use Part II or Part III below for listed property. Instead, use Part V.

Part II Special Depreciation Allowance and Other Depreciation (Don't include listed property. See instructions.)

14	Special depreciation allowance for qualified property (other than listed property) placed in service during the tax year. See instructions	14	
15	Property subject to section 168(f)(1) election	15	
16	Other depreciation (including ACRS)	16	173

Part III MACRS Depreciation (Don't include listed property. See instructions.)

Section A

17	MACRS deductions for assets placed in service in tax years beginning before 2024	17	0
18	If you are electing to group any assets placed in service during the tax year into one or more general asset accounts, check here ☐		

Section B—Assets Placed in Service During 2024 Tax Year Using the General Depreciation System

	(a) Classification of property	(b) Month and year placed in service	(c) Basis for depreciation (business/investment use only–see instructions)	(d) Recovery period	(e) Convention	(f) Method	(g) Depreciation deduction
19a	3-year property						
b	5-year property						
c	7-year property						
d	10-year property						
e	15-year property						
f	20-year property						
g	25-year property			25 yrs.		S/L	
h	Residential rental property			27.5 yrs.	MM	S/L	
				27.5 yrs.	MM	S/L	
i	Nonresidential real property			39 yrs.	MM	S/L	
					MM	S/L	

Section C—Assets Placed in Service During 2024 Tax Year Using the Alternative Depreciation System

20a	Class life				S/L	
b	12-year		12 yrs.		S/L	
c	30-year		30 yrs.	MM	S/L	
d	40-year		40 yrs.	MM	S/L	

Part IV Summary (See instructions.)

21	Listed property. Enter amount from line 28	21	
22	**Total.** Add amounts from line 12, lines 14 through 17, lines 19 and 20 in column (g), and line 21. Enter here and on the appropriate lines of your return. Partnerships and S corporations—see instructions	22	173
23	For assets shown above and placed in service during the current year, enter the portion of the basis attributable to section 263A costs	23	

For Paperwork Reduction Act Notice, see separate instructions.

DAA

THERE ARE NO AMOUNTS FOR PAGE 2

The National Exchange Club of Mitchell, SD

Updated Board Listing

7/31/2026

1. Dan Rew – President
2. Pat Soukup – Past President
3. Aaron Moller – Treasurer
4. Bonnie Scott – Secretary
5. Cade Schmitt
6. Christal Whetstine
7. Terry Aslesen
8. Brian Loken
9. Dennis Nath
10. Georgia Holt

Exchange Club of Mitchell
Balance Sheet
As of June 30, 2026

	Jun 30, 26	
ASSETS		
Current Assets		
Checking/Savings		
CorTrust Checking		23,820.83
CDs		
CD 1126 (6 mo 11/4/26 3.465%)	27,751.39	
CD 0999 (12 mo 5/8/27 3.4575%)	18,869.81	
CD 0998 (18 mo 5/8/27 3.5475%)	18,879.45	
CD 1000 (24 mo 5/8/28 3.36%)	18,916.59	
CD 1083 (24 mo 11/8/26 3.215%)	18,711.59	
Total CDs		103,128.83
Total Checking/Savings		126,949.66
Total Current Assets		126,949.66
Fixed Assets		
Buildings		8,800.00
Equipment		303.01
Total Fixed Assets		9,103.01
TOTAL ASSETS		**136,052.67**
LIABILITIES & EQUITY		
Equity		
Unrestricted Funds		161,311.79
Net Income		-25,259.12
Total Equity		136,052.67
TOTAL LIABILITIES & EQUITY		**136,052.67**

Exchange Club of Mitchell
Profit & Loss
July 2025 through June 2026

	Jul '25 - Jun 26
Ordinary Income/Expense	
Income	
New Member Incentive	350.00
Grill Lease	550.00
Membership Dues	7,405.00
Reimbursed Expenses	869.70
Service Projects	50,484.00
Donations	173.84
Miscellaneous Income	87.48
Total Income	59,920.02
Cost of Goods Sold	
First Friday's	223.14
Dakota Fest	3,471.73
Baseball Playoffs/Amateur Tourn	550.46
Flags	5,257.79
Rodeo	5,196.01
Total COGS	14,699.13
Gross Profit	45,220.89
Expense	74,436.64
Net Ordinary Income	-29,215.75
Other Income/Expense	
Other Income	3,956.63
Net Other Income	3,956.63
Net Income	**-25,259.12**

APPLICATION FOR 2027 SUBSIDY OF CITY FUNDS

Applicant: Mitchell Area Historical Society
Address: [redacted]
Telephon [redacted]

Contact (individual responsible for the project):

Name: Chuck Oster
Title: Board Vice Chair and Facility/Grounds Coordinator

Address: 1 [redacted]
Telephone [redacted]
Email: [redacted]

Applicant is:

- ☒ **nonprofit organization**
- ☐ **government agency**
- ☐ **for-profit business**
- ☐ **an individual**
- ☐ **other** Click or tap here to enter text.

Amount Requested: $6,000 for total project or any amount awarded is appreciated. Requested amount for total project includes bid by James Valley Nursery and verbal estimate by Bailey Metal Fabricators.

4. **Previous Subsidy:** If you received a subsidy last year, please itemize how the dollars were spent, provide the goal you established for the subsidy, and the measurements that were used to assess the success of the goal. Was the goal obtained? Why or why not?

All $25,000 awarded in the grant went towards the_ $49,737 cost of replacing the boilers.
The goal established for the grant last year was that the boilers that were damaged by the inadequacy of the City storm sewer backup in the CRC basement would be replaced. This would allow the Center to continue to provide services to Mitchell and the surrounding counties for many years to come.
The building would continue to house the Mitchell Area Historical Society and the Mitchell Area Genealogical Society and provide meeting space for numerous community groups and host small events. The Center would build its tourist numbers and increase its membership. The goals have been accomplished, and a final report has been submitted. The boilers are functioning at optimum levels,

5. **Competition:** Does your organization compete or provide a service that private enterprise is currently providing? If your entity is competing, why is the subsidy necessary for your organization?

No, we do not compete

6. **Subsidy as a percent of income:** What is the subsidy/income % for your organization? Please provide documentation as to how you calculated this percentage. *If your subsidy exceeds 50% your financials are required to be made available publicly as part of the subsidy process.*

This amount is 6% of our financials. Our Statement of Activity report states that we received $100, 043.55. Six thousand dollars for this project results in a figure of 6% of our organizational income.

7. **Please list all sources of private investment or contributions aside from your subsidy request.**

Organizational fund-raising
Membership and private donations
Grants- We have not applied for any grants related to this project

8. **Do you receive any federal funding. If so, how much is received and from what source?**
No

Certification
Acting as the duly authorized representative for the described project and its sponsoring organization/agency/business, I certify that the information submitted is correct to the best of my knowledge and belief and submit this request for funding to the City of Mitchell.

Name: Bobbie Clark, RN, MBA
Title: Director of Development

Mitchell Area Historical Society
Budget for 2026

Income			
4000 · Total - Donations			
4001 · Business Donations		2,500.00	
4002 · Individual Contributions		36,000.00	
4004 · Donation Boxes		500.00	
4006 · Grant Income			
4008-Kitchenette Donations		1,000.00	
4010 · Square Donations			
Total 4000 · Total - Donations			40,000.00
4050 · Total - Dues and Fee Income			
4051 · Membership Indiviual & Couple		6,500.00	
Total 4050 · Total - Dues and Fee Income			6,500.00
4500 · Interest Income			
4501 · Interest-Savings, Short-term CD		400.00	
Total 4500 · Interest Income			400.00
4900 · Total - Other Types of Income			
6020 · Caramel Apple Sales		9,000.00	
6180 · Miscellaneous Income		300.00	
Total 4900 · Total - Other Types of Income			9,300.00
Total Income			56,200.00
Expense			
7000 · Business Expenses			
7020 · Software		5,000.00	
Total 7000 · Business Expenses			5,000.00
7100 · Contract Services			
7101 · Accounting Fees		50.00	
7103 · Outside Contract Services		325.00	
Total 7100 · Contract Services			375.00
7200 · Facilities and Equipment			
7250 · Maintenance		4,000.00	
7260 · Yard Maintenance		500.00	
7270 · Utilities			
7271 · Water & Sewer	900.00		
7272 · Gas & Electric	9,500.00		
Total 7270 · Utilities		10,400.00	
7280 · Rental Expense		715.00	
7290 · Property Insurance		4,800.00	
7295 · Repairs		3,500.00	
7200 · Facilities and Equipment - Other		2,500.00	
Total 7200 · Facilities and Equipment			26,415.00
7500 · Operations			
7520 · Postage, Mailing Service		600.00	
7530 · Printing and Copying		5,000.00	
7540 · Supplies		3,000.00	
7550 · Telephone, Telecommunications		1,200.00	
7560 · Advertising and Promotion		1,000.00	
7570 · Bank Charges		160.00	
Total 7500 · Operations			10,960.00
7920 · Other Types of Expenses			
7650 · Program Expenses		3,000.00	
7920 · Other Costs		500.00	
Total 7900 · Other Types of Expenses			3,500.00
7990 - Projected Expenses			
Computer upgrades		10,000.00	
Front Sidewalk Repair		5,000.00	
Flood Repair/Prevention		8,000.00	
Upgrade Technology for Film/Fische/Negative Retrieval		10,000.00	
7990 - Total Projected Expenses			33,000.00
Total Expense			-79,250.00
Net Income or Loss			**-23,050.00**

Mitchell Area Historical Society - Board of Directors

July, 2026

President – Karen Pooley

Vice-President – Chuck Oster

Secretary – Carol Ragle Weller

Treasurer –Beth Walz

Director of Operations – Linda Oster

Director of Development – Bobbie Clark

Building Committee Chair – Mel Pooley & Chuck Oster

Internal audit was completed by Beth Walz and Linda Oster in January and February of 2026. Results reported in the February 2026 board minutes.

APPLICATION FOR 2027 SUBSIDY OF CITY FUNDS

Applicant: HORSEMEN'S SPORTS INC

Address: [redacted]

Telephone: [redacted] Brandon Neugebauer [redacted] Wade Musick

Contact (individual responsible for the project):

Name: Brandon Neugebauer

Title: President

Address: [redacted]

Telephone: [redacted]

Email: [redacted]

Applicant is:

- ☒ **nonprofit organization**
- ☐ **government agency**
- ☐ **for-profit business**
- ☐ **an individual**
- ☐ **other** Click or tap here to enter text.

Amount Requested: $ $70,761.86

1. **Subsidy Intended Use:** What (specifically) will the subsidy be used for, and what is the public benefit?

Money will be used to install permanent rough stock pens and timed event pens for the first and second arena to make handling the stock safer and easier. HSI Roping Club along with help from Mitchell area donations was able to build the second arena to allow a 4H rodeo to take place this year 2026 instead of 2027 or later.
Second part of the money requested is to replace the boards on the bleachers for the safety of the spectators and repairs and updates to the concession stand. HSI arena hosts numerous events throughout spring, summer and fall, Two youth rodeos, SHOOT OUT THE LAKE (bull riding and concert) and monthly team roping jackpots and some barrel race jackpots.

A. Advertising: If any portion of the subsidy will be used for advertising, please provide the analytics for the advertising dollars spent in previous years, and an itemization of where the advertising dollars will be spent with the subsidy funds.

None of the money requested will be used for advertising

B. Wages: If any portion of the subsidy will be used for wages, please list the positions funded and what percentage of the wage the subsidy covers. Please include job descriptions and wages for the positions funded by the subsidy

No wages will be paid

2. Goals: Describe measurable goals that you intend to accomplish in the next year that are directly funded by the subsidy and describe how you will measure your performance towards those goals.

HSI is wanting to improve the ability to handle all the livestock brought in to compete with the youth rodeos and the James Valley Youth Rodeo. Also a second 4H committee is discussing holding a rodeo at our location for 2027. HSI is also wanting to make our bleachers safer and more appealing for the spectators at the events at the HSI arena

A. Previous Subsidy Goals/Performance: If you received a subsidy in previous years, please provide the most recent goal and performance measure of that goals for the previous year subsidy.

HSI was given money last year for 2026 for bucking chutes that were purchased and installed in time for the 4H rodeo in June for the 4H rodeo to happen in 2026.

3. Measurement: What will the subsidy requested accomplish for the City of Mitchell? How will you measure the benefit to the public? (Please list the specific actions & measurable results.) How do these measurable goals align with City priorities? (The measurement has to be tied to the subsidy and cannot include inflation driven numbers.)

These youth events are attended by many youth, their families, friends, grandparents, aunts and uncles. There were 271 contestants this year that competed in Mitchell.
The 4H committee said this rodeo in Mitchell was the largest they have ever had. They had previously been doing it in Sioux Falls.
Several businesses contacted HSI members and said what is going on, we are seeing a lot of people coming into our stores attending your function

4. Previous Subsidy: If you received a subsidy last year, please itemize how the dollars were spent, provide the goal you established for the subsidy, and the measurements that were used to assess the success of the goal. Was the goal obtained? Why or why not?

HSI spent the money to purchase Bucking Chutes for the main arena which allowed us to Host the 4-H Rodeo and the James River Youth Rodeo in 2026. This will also allow us to host several other events in the future.

5. Competition: Does your organization compete or provide a service that private enterprise is currently providing? If your entity is competing, why is the subsidy necessary for your organization?

We do not compete with any private enterprise

6. Subsidy as a percent of income: What is the subsidy/income % for your organization? Please provide documentation as to how you calculated this percentage. *If your subsidy exceeds 50% your financials are required to be made available publicly as part of the subsidy process.*

See attached 2025 tax return

7. Please list all sources of private investment or contributions aside from your subsidy request.

none

8. Do you receive any federal funding. If so, how much is received and from what source?
No, we do not receive any federal funding

Certification
Acting as the duly authorized representative for the described project and its sponsoring organization/agency/business, I certify that the information submitted is correct to the best of my knowledge and belief and submit this request for funding to the City of Mitchell.

Name: Brandon Neugebauer
Title: President

☒ By checking this box, I acknowledge my agreement to the above certification.

☒ By checking this box, I acknowledge I have included my most recent financial statements are required by the application for funds.

☒ By checking this box, I acknowledge that the required reports from the previous subsidy (if applicable) have been submitted to the City prior to the July 1st application opening period. I also understand that failure to do so will automatically disqualify this application.

☒ By checking this box, I acknowledge the reporting requirements for receipt of City Subsidy Funds.

☒ By checking this box, I acknowledge that if more than 50% of the organization's annual income comes from City Subsidy funds, the organization cannot financially support candidates or ballot issues.

☒ By checking this box, I acknowledge that Subsidies that are more than 50% of the organization's annual income are required to have publicly available financials. *(This includes in the past two years, or the subsidy application year)*.

Date: July 28, 2026

Letter to the City of Mitchell, SD:

Horsemen’s Sports Incorporated (HSI) Board Members

Notification of Board Composition

To Whom It May Concern,

On behalf of Horsemen’s Sports Incorporated (HSI) Roping Club, I am writing to formally outline the current composition of our Board of Directors, as requested.

Please find below the names and positions of our five board members:

- President: Brandon Neugebauer
- Vice President: Kris Royalty
- Secretary: Keedy Suek
- Treasurer: Wade Musick
- Board Member at Large: Troy Hart

Should you require any further information or supporting documentation regarding our board membership, please do not hesitate to reach out. We appreciate your attention to this matter and look forward to continued collaboration with the City of Mitchell in promoting quality equestrian and roping activities in our community.

Sincerely,

Brandon Neugebauer

HSI President

Horsemen’s Sports Incorporated

[redacted]

[redacted]

TOBIN
LIVESTOCK EQUIPMENT

511 DAKOTA AVE S
WESSINGTON SPRINGS, SD 57382
TOBINLIVESTOCKEQUIPMENT.COM
(605) 545-2897
[redacted]

DATE	ESTIMATE #
6/11/2026	139

BILL TO	SHIP TO
H.S.I. Arena	

DESCRIPTION	QTY	RATE	AMOUNT
W-W Classic 10' Panel (msrp $418.00 per)	30	335.00	10,050.00T
W-W Classic 10' High Pole Gates (msrp $1059.00 per)	10	848.00	8,480.00T
W-W Classic 12' Panel (msrp $476.00)	8	381.00	3,048.00T
W-W Classic 6' Connecting Post 4way (msrp $132.00 per)	10	106.00	1,060.00T
Delivery from Wessington Springs, SD to Mitchell, SD	50	5.00	250.00T

Subtotal	22,888.00
6.2% Tax	1,419.06
Total	24,307.06
Balance Due	24,307.06

8:25 News News • 5G 29

× 1

ayo

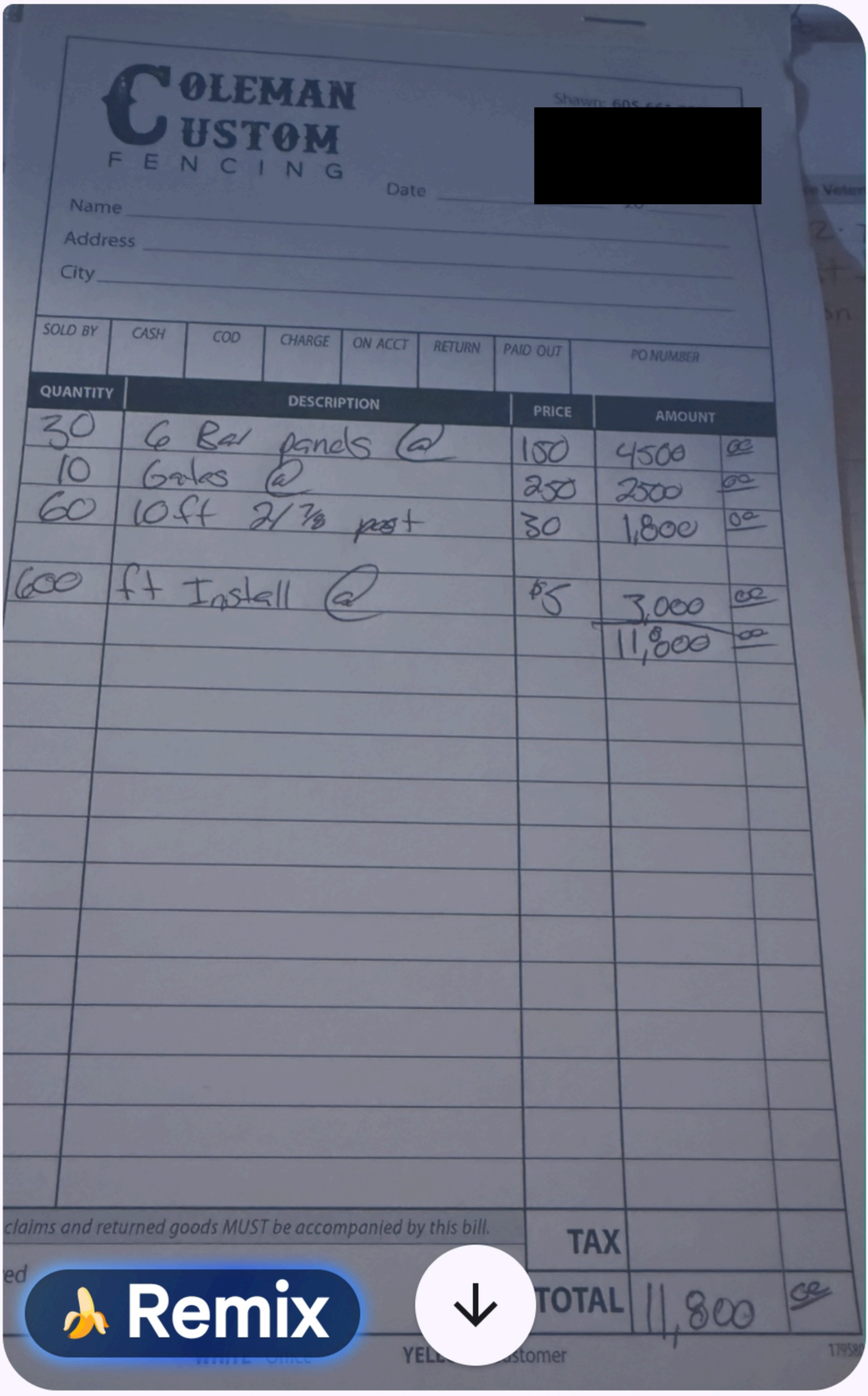

COLEMAN CUSTOM FENCING

Date [redacted]

Name

Address

City

SOLD BY	CASH	COD	CHARGE	ON ACCT	RETURN	PAID OUT	PO NUMBER

QUANTITY	DESCRIPTION	PRICE	AMOUNT
30	6 Rail panels @	150	4500 00
10	Gates @	250	2500 00
60	10ft 2 3/8 post	30	1,800 00
600	ft Install @	$5	3,000 00
			11,800 00

claims and returned goods MUST be accompanied by this bill.

TAX

TOTAL 11,800 00

YEL... ...stomer

Remix

RCS ...

items on this receipt will be in the form of an in store credit voucher if the return is done after 09/23/26

If you have questions regarding the charges on your receipt, please email us at:
MTCHfrontend@menards.com

Sale Transaction

Cust name: Long, Maurice

1X12X8' WHITE PVC TRIM		
1429239	7 @71.98	503.86
1X4X8' WHITE PVC TRIM *		
1429201	4 @15.72	62.88
2X2-8' FURRING STRIP		
1021004	4 @2.87	11.48
1/2X4X4 RTD SHTG		
1231441		18.99
UTILITY/GATE PULL 6-1/2"		
2251022	2 @3.29	6.58
2-1/2"EXT DECK STAR DRIV		
2303418	2 @8.97	17.94
BARREL BOLT 4" ZINC		
2254223	2 @3.29	6.58
CORNER BRACE 6" X 1-1/8"		
2252144		7.49
CORNER BRACE 6" X 1-1/8"		
2251912	2 @3.49	6.98
GREAT STUFF GAPS & CRACK		
5631568	2 @4.48	8.96
QR UB BLACK TAPE 4"X25'		
1574154		28.99
GE PAINTERS QK DRY		
5639312	6 @3.99	23.94
ORDER	56677	
2X4-8' AC2 GREEN TRTD -PICK		
1110818	6 @6.16	36.96
END OF ORDER		
TOTAL		741.63
TAX MITCHELL-SD 6.2%		45.98
TOTAL SALE		787.61
MASTERCARD 6038		787.61

Auth Code:01327T
Chip Inserted
a0000000041010
ARQC - 039fcd81088342fa

HSI

TOTAL SAVINGS 5.04

TOTAL NUMBER OF ITEMS = 40

THE FOLLOWING REBATE RECEIPTS WERE PRINTED FOR THIS TRANSACTION:
4992

GUEST COPY

The Cardholder acknowledges receipt of goods/services in the total amount shown hereon and agrees to pay the card issuer according to its current terms.

THIS IS YOUR CREDIT CARD SALES SLIP

GROUND C

NOT BEING
ALL MERCHA
ard picking list subject
customer, but instead is
p products on this pickir
Menards liability to you

dise.
l vehicles are subject to
gladly help you load yo

dant. (The Gate Attend

received the merchand

runk lid, etc. For your c
o not believe the twine w

returns are subject to M
ill agree to exchange the
there is a warranty provi
warranties, and are not a p
DS BE LIABLE FOR A
LIED, AS TO MERCH
ating to this contract, or t
cial Arbitration Rules, an
ns and conditions through

SEL

Brandon Spent on Repairs Materials for Concession Stand

HORSEMEN'S SPORTS, INC
Profit & Loss
January through December 2025

	Jan - Dec 25
Ordinary Income/Expense	
Income	
Cell Tower Income	2,250.00
Direct Public Support	
Individ, Business Contributions	14,943.11
Total Direct Public Support	14,943.11
Program Income	
Roping Fees Guest Ropers	990.00
Jackpot Income	28,901.00
Membership Dues	8,450.00
Program Income - Other	1,000.00
Total Program Income	39,341.00
Cattle Operation	
Cattle Sales Income	36,750.00
Cost of Cattle Sold	-38,500.00
Total Cattle Operation	-1,750.00
Total Income	54,784.11
Expense	
Advertising	327.10
Jackpot Prizes	7,697.05
Business Expenses	10.00
Contract Services	
Legal Fees	704.50
Total Contract Services	704.50
Facilities and Equipment	
Water Bill	7,041.91
Donated Facilities	500.00
Equip Rental and Maintenance	3,241.77
Property Insurance	960.01
Rent, Parking, Utilities	2,654.76
Facilities and Equipment - Other	2,077.49
Total Facilities and Equipment	16,475.94
Feed for Roping Cattle	2,682.29
Fuel	264.35
Operations	
Books, Subscriptions, Reference	104.19
Supplies	1,112.42
Total Operations	1,216.61
Property Taxes	0.00
Total Expense	29,377.84
Net Ordinary Income	25,406.27

HORSEMEN'S SPORTS, INC
Profit & Loss
January through December 2025

	Jan - Dec 25
Other Income/Expense	
Other Income	
Shoot Out Income	
Band Sponsor	4,000.00
90's Beside Outgate	1,500.00
Ticket Sales	14,695.00
Beer Sales	15,932.00
Bull Fighters	1,500.00
Crows Nest	2,500.00
Food Sales	470.19
Outgate	5,000.00
Pickup Men	4,500.00
Signs	16,500.00
VIP Tables	14,825.05
Bucking Chutes	21,000.00
Total Shoot Out Income	102,422.24
Total Other Income	102,422.24
Other Expense	
Shoot Out Expenses	
Band	5,200.00
Event Producer	35,000.00
Sales Tax Expense	1,128.58
Beer	11,342.51
Payouts for Winners	298.42
Start Up Cash	0.00
Shoot out Supplies	539.09
Advertising	1,798.60
Equipment Rental	1,417.22
Insurance	0.00
Permits	50.00
Security Public Safety	1,218.75
Total Shoot Out Expenses	57,993.17
Total Other Expense	57,993.17
Net Other Income	44,429.07
Net Income	**69,835.34**

Department of the Treasury
Internal Revenue Service
Tax Exempt and Government Entities
P.O. Box 2508
Cincinnati, OH 45201

Date:
June 25, 2025

[redacted]

Person to contact:

[redacted]

HORSEMENS SPORTS INC
PO BOX 1396
MITCHELL, SD 57301

Accounting period ending:
December 31

Public charity status:
509(a)(2)

Form 990 / 990-EZ / 990-N required:
Yes

Effective date of exemption:
December 18, 2024

Contribution deductibility:
Yes

Addendum applies:
No

[redacted]

Dear Applicant:

We're pleased to tell you we determined you're exempt from federal income tax under Internal Revenue Code (IRC) Section 501(c)(3). Donors can deduct contributions they make to you under IRC Section 170. You're also qualified to receive tax deductible bequests, devises, transfers or gifts under Section 2055, 2106, or 2522. This letter could help resolve questions on your exempt status. Please keep it for your records.

Organizations exempt under IRC Section 501(c)(3) are further classified as either public charities or private foundations. We determined you're a public charity under the IRC Section listed at the top of this letter.

If we indicated at the top of this letter that you're required to file Form 990/990-EZ/990-N, our records show you're required to file an annual information return (Form 990 or Form 990-EZ) or electronic notice (Form 990-N, the e-Postcard). If you don't file a required return or notice for three consecutive years, your exempt status will be automatically revoked.

If we indicated at the top of this letter that an addendum applies, the enclosed addendum is an integral part of this letter.

For important information about your responsibilities as a tax-exempt organization, go to www.irs.gov/charities. Enter "4221-PC" in the search bar to view Publication 4221-PC, Compliance Guide for 501(c)(3) Public Charities, which describes your recordkeeping, reporting, and disclosure requirements.

Sincerely,

Stephen A. Martin
Director, Exempt Organizations
Rulings and Agreements

Form **990-EZ**

Department of the Treasury
Internal Revenue Service

Short Form
Return of Organization Exempt From Income Tax

Under section 501(c), 527, or 4947(a)(1) of the Internal Revenue Code (except private foundations)

Do not enter social security numbers on this form, as it may be made public.

Go to *www.irs.gov/Form990EZ* for instructions and the latest information.

OMB No. 1545-0047

2025

Open to Public Inspection

A For the 2025 calendar year, or tax year beginning , 2025, and ending ,

B Check if applicable:
- ☐ Address change
- ☐ Name change
- ☐ Initial return
- ☐ Final return/terminated
- ☐ Amended return
- ☐ Application pending

C
HORSEMAN'S SPORTS INC
PO BOX 1396
MITCHELL, SD 57301

D Employer identification number [redacted]

E Telephone number

F Group Exemption Number

G Accounting Method: ☒ Cash ☐ Accrual Other (specify):

I **Website:** N/A

J Tax-exempt status (check only one) – ☐ 501(c)(3) ☒ 501(c) (7) (insert no.) ☐ 4947(a)(1) or ☐ 527

H Check ☒ if the organization is **not** required to attach Schedule B (Form 990).

K Form of organization: ☐ Corporation ☐ Trust ☐ Association ☐ Other:

L Add lines 5b, 6c, and 7b to line 9 to determine gross receipts. If gross receipts are $200,000 or more, or if total assets (Part II, column (B)) are $500,000 or more, file Form 990 instead of Form 990-EZ ..... $ 195,706.

Part I **Revenue, Expenses, and Changes in Net Assets or Fund Balances** (see the instructions for Part I)

Check if the organization used Schedule O to respond to any question in this Part I ..... ☒

Revenue	1	Contributions, gifts, grants, and similar amounts received		1	14,943.
	2	Program service revenue including government fees and contracts		2	133,313.
	3	Membership dues and assessments		3	8,450.
	4	Investment income		4	2,250.
	5a	Gross amount from sale of assets other than inventory	5a 36,750.		
	b	Less: cost or other basis and sales expenses	5b 38,500.		
	c	Gain or (loss) from sale of assets other than inventory (subtract line 5b from line 5a) See Schedule O		5c	-1,750.
	6	Gaming and fundraising events:			
	a	Gross income from gaming (attach Schedule G if greater than $15,000)	6a		
	b	Gross income from fundraising events (not including $ _____ of contributions from fundraising events reported on line 1) (attach Schedule G if the sum of such gross income and contributions exceeds $15,000)	6b		
	c	Less: direct expenses from gaming and fundraising events	6c		
	d	Net income or (loss) from gaming and fundraising events (add lines 6a and 6b and subtract line 6c)		6d	
	7a	Gross sales of inventory, less returns and allowances	7a		
	b	Less: cost of goods sold	7b		
	c	Gross profit or (loss) from sales of inventory (subtract line 7b from line 7a)		7c	
	8	Other revenue (describe in Schedule O)		8	
	9	**Total revenue.** Add lines 1, 2, 3, 4, 5c, 6d, 7c, and 8		9	157,206.
Expenses	10	Grants and similar amounts paid (list in Schedule O)		10	
	11	Benefits paid to or for members		11	
	12	Salaries, other compensation, and employee benefits		12	
	13	Professional fees and other payments to independent contractors		13	705.
	14	Occupancy, rent, utilities, and maintenance		14	16,476.
	15	Printing, publications, postage, and shipping		15	
	16	Other expenses (describe in Schedule O) See Schedule O		16	70,190.
	17	**Total expenses.** Add lines 10 through 16		17	87,371.
Net Assets	18	Excess or (deficit) for the year (subtract line 17 from line 9)		18	69,835.
	19	Net assets or fund balances at beginning of year (from line 27, column (A)) (must agree with end-of-year figure reported on prior year's return)		19	60,618.
	20	Other changes in net assets or fund balances (explain in Schedule O)		20	
	21	Net assets or fund balances at end of year. Combine lines 18 through 20		21	130,453.

Part II Balance Sheets (see the instructions for Part II)
Check if the organization used Schedule O to respond to any question in this Part II ☒

		(A) Beginning of year		(B) End of year
22	Cash, savings, and investments	40,118.	22	98,427.
23	Land and buildings		23	
24	Other assets (describe in Schedule O) See Schedule O	20,500.	24	32,026.
25	**Total assets**	60,618.	25	130,453.
26	**Total liabilities** (describe in Schedule O)	0.	26	0.
27	**Net assets or fund balances** (line 27 of column (B) **must** agree with line 21)	60,618.	27	130,453.

Part III Statement of Program Service Accomplishments (see the instructions for Part III)
Check if the organization used Schedule O to respond to any question in this Part III ☒

What is the organization's primary exempt purpose? See Schedule O

Describe the organization's program service accomplishments for each of its three largest program services, as measured by expenses. In a clear and concise manner, describe the services provided, the number of persons benefited, and other relevant information for each program title.

Expenses (Required for section 501 (c)(3) and 501(c)(4) organizations; optional for others.)

28 SHOOTOUT AND ROPING EVENTS PROMOTING YOUTH ACTIVITIES AND AWARENESS. AC OUPLE THOUSAND PEOPLE WERE PRESENT DURING THE MULTI DAY EVENT
(Grants $) If this amount includes foreign grants, check here ☐ 28a 65,690.

29
(Grants $) If this amount includes foreign grants, check here ☐ 29a

30
(Grants $) If this amount includes foreign grants, check here ☐ 30a

31 Other program services (describe in Schedule O)
(Grants $) If this amount includes foreign grants, check here ☐ 31a

32 **Total program service expenses** (add lines 28a through 31a) 32 65,690.

Part IV List of Officers, Directors, Trustees, and Key Employees (list each one even if not compensated – see the instructions for Part IV)
Check if the organization used Schedule O to respond to any question in this Part IV ☐

(a) Name and title	(b) Average hours per week devoted to position	(c) Reportable compensation (Forms W-2/1099-MISC/ 1099-NEC) (if not paid, enter -0-)	(d) Health benefits, contributions to employee benefit plans, and deferred compensation	(e) Estimated amount of other compensation
WADE MUSICK Secretary	0	0.	0.	0.
BRANDON NEUGEBAUER President	0	0.	0.	0.
KRIS ROYALTY Vice President	0	0.	0.	0.

Part V Other Information (Note the Schedule A and personal benefit contract statement requirements in the instructions for Part V.) Check if the organization used Schedule O to respond to any question in this Part V. ☐

			Yes	No
33	Did the organization engage in any significant activity not previously reported to the IRS? If "Yes," provide a detailed description of each activity in Schedule O	33		X
34	Were any significant changes made to the organizing or governing documents? If "Yes," attach a conformed copy of the amended documents if they reflect a change to the organization's name. Otherwise, explain the change on Schedule O. See instructions	34		X
35a	Did the organization have unrelated business gross income of $1,000 or more during the year from business activities (such as those reported on lines 2, 6a, and 7a, among others)?	35a		X
b	If "Yes" to line 35a, has the organization filed a Form 990-T for the year? If "No," provide an explanation in Schedule O	35b		
c	Was the organization a section 501(c)(4), 501(c)(5), or 501(c)(6) organization subject to section 6033(e) notice, reporting, and proxy tax requirements during the year? If "Yes," complete Schedule C, Part III	35c		X
36	Did the organization undergo a liquidation, dissolution, termination, or significant disposition of net assets during the year? If "Yes," complete applicable parts of Schedule N	36		X
37a	Enter amount of political expenditures, direct or indirect, as described in the instructions. 37a 0.			
b	Did the organization file **Form 1120-POL** for this year?	37b		X
38a	Did the organization borrow from, or make any loans to, any officer, director, trustee, or key employee; **or** were any such loans made in a prior year and still outstanding at the end of the tax year covered by this return?	38a		X
b	If "Yes," complete Schedule L, Part II, and enter the total amount involved 38b 0.			
39	Section 501(c)(7) organizations. Enter:			
a	Initiation fees and capital contributions included on line 9 39a 0.			
b	Gross receipts, included on line 9, for public use of club facilities 39b 0.			
40a	Section 501(c)(3) organizations. Enter amount of tax imposed on the organization during the year under: N/A section 4911: 0. ; section 4912: 0. ; section 4955: 0.			
b	Section 501(c)(3), 501(c)(4), and 501(c)(29) organizations. Did the organization engage in any section 4958 excess benefit transaction during the year, or did it engage in an excess benefit transaction in a prior year that has not been reported on any of its prior Forms 990 or 990-EZ? If "Yes," complete Schedule L, Part I	40b		
c	Section 501(c)(3), 501(c)(4), and 501(c)(29) organizations. Enter amount of tax imposed on organization managers or disqualified persons during the year under sections 4912, 4955, and 4958 0.			
d	Section 501(c)(3), 501(c)(4), and 501(c)(29) organizations. Enter amount of tax on line 40c reimbursed by the organization 0.			
e	All organizations. At any time during the tax year, was the organization a party to a prohibited tax shelter transaction? If "Yes," complete Form 8886-T	40e		X
41	List the states with which a copy of this return is filed: None			

42a The organization's books are in care of: WADE MUSICK Telephone no. [redacted]
Located at: [redacted] ZIP + 4 [redacted]

			Yes	No
b	At any time during the calendar year, did the organization have an interest in or a signature or other authority over a financial account in a foreign country (such as a bank account, securities account, or other financial account)? If "Yes," enter the name of the foreign country:	42b		X
	See the instructions for exceptions and filing requirements for FinCEN Form 114, Report of Foreign Bank and Financial Accounts (FBAR).			
c	At any time during the calendar year, did the organization maintain an office outside the United States? If "Yes," enter the name of the foreign country:	42c		X

43	Section 4947(a)(1) nonexempt charitable trusts filing Form 990-EZ in lieu of **Form 1041** — Check here ☐ N/A and enter the amount of tax-exempt interest received or accrued during the tax year	43		N/A
44a	Did the organization maintain any donor advised funds during the year? If "Yes," Form 990 must be completed instead of Form 990-EZ	44a		X
b	Did the organization operate one or more hospital facilities during the year? If "Yes," Form 990 must be completed instead of Form 990-EZ	44b		X
c	Did the organization receive any payments for indoor tanning services during the year?	44c		X
d	If "Yes" to line 44c, has the organization filed a Form 720 to report these payments? If "No," provide an explanation in Schedule O	44d		
45a	Did the organization have a controlled entity within the meaning of section 512(b)(13)?	45a		X
b	Did the organization receive any payment from or engage in any transaction with a controlled entity within the meaning of section 512(b)(13)? If "Yes," Form 990 and Schedule R may need to be completed instead of Form 990-EZ. See instructions	45b		X

		Yes	No
46 Did the organization engage, directly or indirectly, in political campaign activities on behalf of or in opposition to candidates for public office? If "Yes," complete Schedule C, Part I	46		X

Part VI Section 501(c)(3) Organizations Only

All section 501(c)(3) organizations must answer questions 47-49b and 52, and complete the tables for lines 50 and 51.

Check if the organization used Schedule O to respond to any question in this Part VI ☐

		Yes	No
47 Did the organization engage in lobbying activities or have a section 501(h) election in effect during the tax year? If "Yes," complete Schedule C, Part II	47		
48 Is the organization a school as described in section 170(b)(1)(A)(ii)? If "Yes," complete Schedule E	48		
49a Did the organization make any transfers to an exempt non-charitable related organization?	49a		
b If "Yes," was the related organization a section 527 organization?	49b		

50 Complete this table for the organization's five highest compensated employees (other than officers, directors, trustees, and key employees) who each received more than $100,000 of compensation from the organization. If there is none, enter "None."

(a) Name and title of each employee	(b) Average hours per week devoted to position	(c) Reportable compensation (Forms W-2/1099-MISC/ 099-NEC)	(d) Health benefits, contributions to employee benefit plans, and deferred compensation	(e) Estimated amount of other compensation

f Total number of other employees paid over $100,000

51 Complete this table for the organization's five highest compensated independent contractors who each received more than $100,000 of compensation from the organization. If there is none, enter "None."

(a) Name and business address of each independent contractor	(b) Type of service	(c) Compensation

d Total number of other independent contractors each receiving over $100,000

52 Did the organization complete Schedule A? **Note:** All section 501(c)(3) organizations must attach a completed Schedule A ☐ Yes ☐ No

Under penalties of perjury, I declare that I have examined this return, including accompanying schedules and statements, and to the best of my knowledge and belief, it is true, correct, and complete. Declaration of preparer (other than officer) is based on all information of which preparer has any knowledge.

Sign Here

Signature of officer — Date

WADE MUSICK — Treasurer

Officer's name and title

Paid Preparer Use Only

Preparer's name	Preparer's signature	Date	Check ☒ if self-employed	PTIN
Ross Determan	Ross Determan			[redacted]

Firm's name [redacted] — Firm's EIN [redacted]

Firm's address [redacted] — Phone no [redacted]

May the IRS discuss this re[redacted] ☒ Yes ☐ No

Supplemental Information to Form 990 or 990-EZ

Complete to provide information for responses to specific questions on Form 990 or 990-EZ or to provide any additional information.
Attach to Form 990 or Form 990-EZ.
Go to *www.irs.gov/Form990* for instructions and the latest information.

Name of the organization

HORSEMAN'S SPORTS INC

[redacted]

Form 990-EZ, Part I, Line 5c
Net Gain (Loss) from Noninventory Sales

Other Assets

Description:	CATTLE
Date Acquired:	6/01/2024
How Acquired:	Purchase
Date Sold:	12/31/2025
To Whom Sold:	
Gross Sales Price:	36,750.
Cost or Other Basis:	38,500.
Basis Method:	Cost
Gain (Loss)	-1,750.

Total Gain (Loss) Other Assets	$ -1,750.
Total Net Gain (Loss) From Noninventory Sales	$ -1,750.

Form 990-EZ, Part I, Line 16
Other Expenses

Advertising and Promotion	$ 327.
FEED	2,682.
FUEL	264.
Office Expenses	10.
SHOOTOUT AND RODEO	65,690.
SUPPLIES	1,217.
Total	$ 70,190.

Form 990-EZ, Part II, Line 24
Other Assets

	Beginning	Ending
CATTLE	$ 2,000.	$ 3,500.
Furniture and Fixtures	18,500.	28,526.
Total	$ 20,500.	$ 32,026.

Form 990-EZ, Part III - Organization's Primary Exempt Purpose

PROMOTION OF YOUTH SPORTING AND RECREATIONAL ACTIVITIES THROUGH RODEO

[redacted]

Rental Income Worksheet
Form 990

CELL TOWER

Gross Rental Income	$ 2,250.
Expenses	
Total Expenses	$ 0.
Net Rental Income or Loss	$ 2,250.

Mitchell Convention & Visitors Bureau
601 North Main Street | Mitchell, SD 57301
Phone: 605.996.6223
MitchellSD.com

Mitchell
AREA DEVELOPMENT
CORPORATION

To: Mitchell City Council
From: Mitchell Area Development Corporation
Date: July 30th, 2026
Subject: 2027 Funding Application for Mitchell Area Development Corporation

Mayor and Council,

On behalf of the Mitchell Area Development Corporation (MADC), I respectfully submit our 2027 City subsidy request for your consideration.

MADC remains committed to strengthening Mitchell's economic future through strategic initiatives focused on workforce development, housing, business retention and expansion, entrepreneurship, and community growth. These efforts directly support the priorities facing our community and are designed to create measurable public benefits for Mitchell residents, businesses, and taxpayers.

Over the past year, MADC has continued working alongside the City of Mitchell, local employers, educational institutions, housing partners, and private investors to address challenges and create opportunities for economic growth. Through these partnerships, we have advanced workforce housing initiatives, supported employer recruitment and retention efforts, expanded workforce attraction programs, assisted entrepreneurs, and helped position Mitchell for future business investment.

The City's investment in MADC provides the professional capacity necessary to coordinate economic development efforts that benefit the entire community. This funding allows MADC to leverage additional private, state, and philanthropic resources while delivering programs and services that strengthen Mitchell's tax base, support job creation, expand housing opportunities, and improve our community's competitiveness.

We appreciate the City Council's continued partnership and commitment to investing in Mitchell's future. We look forward to continuing our collaborative work to ensure Mitchell remains a strong community where people want to live, businesses want to invest, and families want to build their future.

Thank you for your consideration.



Mike Lauritsen
Chief Executive Officer
Mitchell Area Development Corporation

APPLICATION FOR 2027 SUBSIDY OF CITY FUNDS

Applicant: Mitchell Area Development Corporation

Address: [redacted]

Telephone: [redacted]

Contact (individual responsible for the project):

Name: Mike Lauritsen

Title: CEO

Address: [redacted]

Telephone: [redacted]

Email: [redacted]

Applicant is:

☒**nonprofit organization**
☐**government agency**
☐**for-profit business**
☐**an individual**
☐**other** Click or tap here to enter text.

Amount Requested: $ 192,000

1. **Subsidy Intended Use:** What (specifically) will the subsidy be used for, and what is the public benefit?

The requested $192,000 will primarily support professional staff, workforce development programs, business recruitment, housing initiatives, entrepreneurship programs, and economic development activities that directly benefit the City of Mitchell.

Through strong public-private partnerships, MADC leverages City funding to secure additional state, federal, private, and philanthropic investment, multiplying the impact of every local dollar invested.

The public benefit of this investment is reflected in expanded housing opportunities, quality job creation, business growth, increased property values, a stronger tax base, and an enhanced quality of life for Mitchell residents. MADC continues to focus on the three pillars of sustainable economic development: Housing, Workforce, and Business Retention & Expansion.

Workforce Housing Development

Housing remains the foundation of Mitchell's long-term economic growth. During the past year, MADC, in partnership with Mitchell Area Housing, Inc. (MAHI), completed the Ridgeview on Foster and South Lake Estates workforce housing developments, creating approximately 100 new residential lots to help address Mitchell's housing shortage.

The Ridgeview on Foster development represents a partnership between MADC, Mitchell Area Housing, Mitchell Technical College, and Avera Queen of Peace Hospital. The development now includes five South Dakota Governor's Homes and two Mitchell Technical College student-built homes, with the first student-built home successfully completed and sold. MADC also transferred an additional 10 residential lots to Mitchell Technical College to continue expanding this workforce housing initiative.

The South Lake Estates development now includes seven South Dakota Governor's Homes, with additional homes ordered for future delivery, providing attainable homeownership opportunities for Mitchell's growing workforce.

MADC also partnered with the City of Mitchell and Van Buskirk Companies to advance the East First Avenue Housing Development, a major workforce housing project that will bring 24 new owner-occupied homes to Mitchell over the next three years. Home prices are anticipated to range from approximately $220,000 to $305,000, expanding affordable homeownership opportunities for working families.

Beyond new construction, MADC continues preserving Mitchell's existing housing stock. Over the past three years, nearly $800,000 in forgivable housing rehabilitation assistance has supported approximately 50 home rehabilitation projects, allowing income-qualified homeowners to complete critical repairs and remain safely in their homes.

Additionally, MADC secured $340,000 through the Federal Home Loan Bank of Des Moines Down Payment Assistance Program and has already distributed nearly $100,000 to help local

families achieve homeownership.

Workforce Development & Talent Attraction

Mitchell's workforce continues to grow through recruitment, retention, and community integration initiatives.

Programs such as Move to Mitchell, the Community Concierge Program, and the Palace Perks welcome program continue attracting new residents and helping them become engaged members of the community. Over the past three years, we have welcomed 243 newcomers to Mitchell for employment opportunities across healthcare, manufacturing, education, agriculture, retail, and professional services.

The Community Concierge Program has welcomed 243 new community members to Mitchell. This program provides monthly events, VIP community tours, and networking opportunities that improve employee retention and community engagement.

The Mitchell Young Professionals Group has grown to 200 active members, offering networking events, leadership development, and social activities that help retain young professionals in Mitchell.
MADC continues strengthening Mitchell's workforce pipeline through partnerships with Mitchell Technical College, Dakota Wesleyan University, local school districts, and area employers.

During the past year, MADC expanded its internship assistance program by increasing scholarships to $500 per intern. The program received 59 student applications from 11 colleges and universities, resulting in internship placements with more than 20 Mitchell-area employers. A total of $20,000 was distributed to interns working in Mitchell this summer.

MADC also hosts Workforce Summits twice each year that bring together employers, educators, workforce professionals, and community leaders to address workforce shortages, employee retention, leadership development, customer service, and workplace culture.

Mitchell continues leading South Dakota in workforce training through its partnership with South Dakota Manufacturing & Technology Solutions. During the past year, 416 of the state's 678 Lean Manufacturing participants, more than 60% statewide, received training in Mitchell, demonstrating the community's commitment to workforce excellence and continuous improvement.

Business Recruitment, Retention & Expansion

MADC continues supporting existing businesses while recruiting new investment to diversify Mitchell's economy and create quality employment opportunities.

The community celebrated the opening of High Plains Processing in 2025, the largest value-added agriculture project in South Dakota history. This $500 million investment is creating approximately 75-85 new jobs, generating an estimated $5.5 million annual payroll, and processing 35 million bushels of soybeans annually, bringing significant new investment and economic activity to Mitchell and the surrounding region.

To support this transformational project, MADC partnered with the Davison County Regional Rail Authority to secure more than $18.3 million in low-interest rail infrastructure financing. The project includes over 33,000 feet of new rail, expanded unit-train capacity, new BNSF turnouts, and industrial rail access to support High Plains Processing.

MADC successfully recruited Satnan Avionics LLC, a leading aviation technology company founded in 1970, to establish operations at the Mitchell Municipal Airport. MADC played a key role in assisting the company with launching its Mitchell facility, bringing highly skilled, technology-focused employment opportunities to the community.

Satnan Avionics specializes in the installation, upgrade, repair, and certification of advanced avionics systems and aircraft navigation technology. Its presence strengthens Mitchell's growing aerospace and aviation sector while enhancing the capabilities of the Mitchell Municipal Airport as a hub for aviation services.

The company's investment represents an important step in diversifying Mitchell's economy beyond its traditional strengths in manufacturing and agriculture. The project creates high-quality jobs, generates new capital investment, and contributes additional tax revenue to support community growth. This successful recruitment reflects MADC's commitment to attracting innovative, high-value employers that offer family-sustaining wages, expand workforce opportunities, and strengthen Mitchell's long-term economic competitiveness.

Looking toward future growth, MADC completed the purchase of a strategically located 20-acre Industrial & Distribution Park near Interstate 90. This site positions Mitchell to recruit additional manufacturing, logistics, warehousing, and distribution businesses while creating higher-paying employment opportunities and diversifying the local economy.

Business Retention & Expansion (BRE) visits continue to identify opportunities and challenges facing existing employers while connecting businesses with workforce, financing, infrastructure, and expansion resources. MADC also continues business recruitment efforts through industry outreach, marketing, Governor's Hunt participation, business recruitment pheasant hunts, and collaboration with the Governor's Office of Economic Development.

Entrepreneurship & Small Business Development

MADC continues investing in Mitchell's future entrepreneurs through innovative partnerships with Mitchell Technical College, Dakota Wesleyan University, Mitchell High School, and the Mitchell Chamber of Commerce.

The Mitchell Student Business Competition provides students the opportunity to transform classroom ideas into operating businesses in the Chamber Courtyard across from the Corn Palace. The program has already resulted in two new student-owned businesses opening in downtown Mitchell while providing mentorship, startup financing, and real-world business experience that encourages young entrepreneurs to build businesses in Mitchell rather than elsewhere.

MADC also supported eight:twenty-eight, a new Christian Gift Store, to the Chamber Courtyard through targeted lease incentives and assistance to new entrepreneurs.

Community Partnerships & Strategic Leadership

MADC continues collaborating with the City of Mitchell, Davison County, Mitchell Area Housing, Mitchell Technical College, Dakota Wesleyan University, Avera Queen of Peace Hospital, South Dakota Manufacturing & Technology Solutions, the South Dakota Department of Labor, the Governor's Office of Economic Development, local financial institutions, and numerous private-sector partners to maximize economic impact throughout the community.

Additional initiatives supported through this subsidy include quarterly hiring events, semiannual economic reports prepared in partnership with Dakota Wesleyan University, workforce marketing campaigns, business recruitment activities, tourism promotion, community branding, and pursuit of state and federal grant funding that brings new investment into Mitchell.

Recognizing the need to build long-term capacity for economic development, MADC also launched the Forward Mitchell Capital Campaign, a five-year, private sector-led initiative with a goal of raising funds through private investment. Forward Mitchell will strengthen the community's ability to invest in workforce housing, business recruitment, workforce development, entrepreneurship, and strategic infrastructure for sustained economic growth.

Public Benefit

The City's investment in MADC generates measurable public benefits by expanding workforce housing, preserving existing neighborhoods, attracting new residents, supporting local employers, recruiting new industries, strengthening entrepreneurship, creating higher-paying jobs, increasing property values, expanding the local tax base, and improving Mitchell's long-term economic competitiveness.

City investment is leveraged through partnerships and additional state, federal, private, and philanthropic funding to create economic growth. By working collaboratively with public and private partners, MADC ensures that Mitchell remains one of South Dakota's best communities to live, work, invest, raise a family, and do business.

A. Advertising: If any portion of the subsidy will be used for advertising, please provide the analytics for the advertising dollars spent in previous years, and an itemization of where the advertising dollars will be spent with the subsidy funds.

A portion, roughly 8%, of the requested City subsidy supports marketing and communications that directly advance economic development and workforce initiatives benefiting the City of Mitchell. These funds are not used to promote the Mitchell Area Development Corporation itself; rather, they are invested in attracting workforce, supporting local employers, recruiting businesses, promoting housing opportunities, marketing available development sites, and increasing awareness of programs that strengthen Mitchell's economy. Marketing and communications supported by the subsidy include: •Promotion of the Move to Mitchell program to attract new residents and workforce talent. •Promotion of the Mitchell Chamber's Move to Mitchell community marketing campaign, highlighting Mitchell's exceptional quality of life, career opportunities, housing, education, recreation, healthcare, and other community amenities to attract new residents, workers, families, and businesses. •Marketing of the

Community Concierge Program, including newcomer outreach, VIP community tours, and networking events that help employers recruit and retain employees. •Promotion of the Mitchell Young Professionals Group to strengthen workforce retention and leadership development. •Advertising and promotion of job fairs, Workforce Summits, and workforce training opportunities in partnership with the South Dakota Department of Labor, South Dakota Manufacturing & Technology Solutions, Mitchell Technical College, Dakota Wesleyan University, and local employers. •Marketing of workforce housing initiatives, homeownership opportunities, entrepreneurship programs, and business recruitment efforts. •Marketing and promotion of the Mitchell Industrial & Distribution Park to site selectors, developers, manufacturers, logistics companies, and other prospective employers to attract private investment, expand the City's tax base, and create high-quality jobs. •Publication and distribution of semiannual economic reports prepared in partnership with Dakota Wesleyan University that provide valuable economic data to businesses, developers, investors, elected officials, and community stakeholders. These marketing efforts are delivered through digital advertising, social media, email communications, community publications, local and regional media, partner organizations, the MADC and Chamber websites, and direct outreach to business prospects and site selection consultants. Performance will be measured through website traffic, digital reach and engagement, relocation inquiries, industrial park inquiries, business prospect activity, employer participation, event attendance, media coverage, and overall engagement with economic development initiatives. These communications support MADC's mission of expanding Mitchell's workforce, strengthening existing businesses, attracting new investment, and improving the community's long-term economic competitiveness.

B. Wages: If any portion of the subsidy will be used for wages, please list the positions funded and what percentage of the wage the subsidy covers. Please include job descriptions and wages for the positions funded by the subsidy.

A portion of the requested City subsidy will support personnel whose work is directly related to economic development activities that benefit the City of Mitchell. The subsidy funds only a portion of the staff time dedicated to housing development, workforce recruitment and retention, business recruitment and expansion, entrepreneurship, grant administration, community engagement, and organizational management. The following positions are partially supported by the requested subsidy: •Chief Executive Officer (Mike Lauritsen) Approximately 60% of time dedicated to economic development activities supported by this request. Responsibilities include strategic planning, business recruitment and retention, workforce housing initiatives, investor relations, site selection, grant development, public-private partnerships, and oversight of economic development programs. •Vice President (Geri Beck) Approximately 70% of time dedicated to economic development activities. Responsibilities include project management, housing initiatives, grant administration, business assistance, and implementation of strategic economic development projects. •Chief Financial Officer (Kimberly Lofgren) Approximately 25% of time dedicated to economic development activities. Responsibilities include financial management, budgeting, accounting, grant compliance, payroll, and financial reporting related to MADC operations. •Director of Operations (Laurie Cooper) Approximately 70% of time dedicated to economic development activities. Responsibilities include business recruitment, business retention

and expansion, retail recruitment, project coordination, and community development initiatives. •Community Concierge (Doreen Nelson) Approximately 50% of time dedicated to workforce recruitment and retention activities. Responsibilities include newcomer engagement, relocation assistance, internship integration, community tours, and workforce retention programming. •Coordinator for Workforce & Community Engagement (Barak Minor) – Approximately 50% of time dedicated to workforce development initiatives. Responsibilities include workforce summits, hiring events, internship programs, housing rehabilitation assistance, and coordination of the Mitchell Young Professionals Group. The requested subsidy supports only a portion of the personnel costs associated with these positions. The remaining personnel expenses are funded through private investment, membership dues, grants, program revenues, and other organizational funding sources.

2. Goals: Describe measurable goals that you intend to accomplish in the next year that are directly funded by the subsidy and describe how you will measure your performance towards those goals.

During the coming year, the Mitchell Area Development Corporation will continue an economic development strategy focused on housing, workforce, business recruitment, entrepreneurship, and quality of life. City subsidy funding will leverage significant private, state, and federal investments for public benefit. Progress will be tracked through quarterly reporting. Housing Development remains one of our highest priorities. Building upon the successful completion of the Ridgeview on Foster and South Lake Housing Developments, MADC will continue working with Mitchell Area Housing, Inc., and others to increase housing inventory. We are participating in the 24-unit E. 1st Avenue Housing Development, along with additional Governor's Homes and Mitchell Technical College student-built homes, expanding down payment assistance opportunities, and continuing housing rehabilitation projects. Performance will be measured by the number of new homes started and completed, housing lots sold, down payment assistance distributed, rehabilitation projects completed, and total private housing investment leveraged. Workforce Recruitment and Retention will continue through the Move to Mitchell program, Community Concierge Program, Palace Perks coupon book, and Young Professionals initiatives. MADC will continue welcoming new residents while helping employers recruit and retain talent. We will also expand internship partnerships with Mitchell Technical College, Dakota Wesleyan University, and other higher education institutions. Success will be measured by the number of relocation incentives issued, newcomers participating in Community Concierge activities, internship placements, employer participation, and attendance at Young Professionals events. Business Recruitment, Retention, and Expansion will remain a core priority. MADC will continue conducting Business Retention and Expansion (BRE) visits with existing employers while recruiting new companies. We will continue marketing the new 20-acre Industrial and Distribution Park, support expansion opportunities for existing employers, and work closely with the Governor's Office of Economic Development and regional partners. Entrepreneurship and Small Business Development will continue through the Mitchell Student Business Competition, Chamber Courtyard business incubator, startup financing opportunities, and business recruitment efforts. MADC will encourage business formation while providing mentorship and support to aspiring

entrepreneurs. Performance will be measured by the number of participating students, new businesses launched, startup loans awarded, and occupancy within Chamber-supported business spaces. Workforce Training and Education Partnerships will continue through collaboration with South Dakota Manufacturing & Technology Solutions, Mitchell Technical College, Dakota Wesleyan University, the South Dakota Department of Labor, and local employers. MADC will continue hosting Workforce Summits, hiring events, and leadership development opportunities while strengthening connections between education and industry. Progress will be measured by event attendance, participating employers, internship placements, workforce training participation, and employer satisfaction. Community Marketing and Promotion will continue highlighting Mitchell as one of South Dakota's premier communities to live, work, and invest. Marketing efforts will focus on workforce recruitment, business attraction, housing promotion, entrepreneurship, tourism, and quality of life. . Finally, MADC will continue implementing the Forward Mitchell initiative, a private-sector-led capital campaign designed to strengthen Mitchell's long-term economic competitiveness. During the coming year, we will continue securing private investment commitments, implementing strategic initiatives, and building organizational capacity to support housing, workforce, and business development. Progress will be measured by private dollars committed, strategic initiatives launched, partnerships established, and long-term economic outcomes generated. Collectively, these goals position Mitchell to continue expanding its housing inventory, growing its workforce, attracting new employers, supporting entrepreneurship, and strengthening the community's long-term economic vitality while ensuring that every dollar of public investment is leveraged to maximize community benefit.

A. Previous Subsidy Goals/Performance: If you received a subsidy in previous years, please provide the most recent goal and performance measure of that goals for the previous year subsidy.

Workforce Recruitment & Retention: Our goal was to attract at least 30 new residents through the Move to Mitchell program and related workforce recruitment initiatives. This goal was exceeded. Through the Move to Mitchell incentive program, Community Concierge Program, Palace Perks coupon book, and employer partnerships, MADC welcomed more than 100 new residents over the past two years, while the Community Concierge Program grew to more than 170 active participants. The Mitchell Young Professionals Group also expanded to almost 200 members, strengthening talent retention and community engagement. Housing Development: Our goal was to develop or open 20 new residential lots. This goal was significantly exceeded. During the year, the Ridgeview on Foster and South Lake Housing Developments were completed, creating approximately 100 new workforce housing lots. With the placement of 12 South Dakota Governor's Homes, including five at Ridgeview on Foster and seven at South Lake, with additional homes ordered for future delivery. The first Mitchell Technical College student-built home was completed and sold, and MADC transferred an additional 10 lots to Mitchell Technical College to continue the student-built housing partnership. MADC also partnered with the City of Mitchell and Van Buskirk Companies to launch the 24-unit E. 1st Avenue Housing Development, expanding Mitchell's future workforce housing inventory. Housing affordability initiatives also exceeded expectations. Through the Federal Home Loan Bank and South Dakota Housing Development Authority programs, MADC distributed nearly $100,000 in down payment assistance and managed

nearly $800,000 in housing rehabilitation funding over the last3-4 years, assisting approximately 50 homeowners with critical repairs and preserving Mitchell's existing housing stock. Business Retention, Expansion & Recruitment: Our goal was to complete at least 30 Business Retention and Expansion (BRE) visits while supporting local employers and recruiting new businesses. MADC continued conducting BRE visits throughout the year while also achieving several major business development milestones. We successfully recruited Satnan Avionics LLC, a technology-driven aviation company established in 1970, to the Mitchell Municipal Airport, bringing new high-paying technical jobs and additional tax base to the community. MADC also played a key role in supporting High Plains Processing, working alongside the Davison County Regional Rail Authority, MADC helped secure more than $18.3 million in low-interest rail financing to support High Plains Processing. Additionally, MADC purchased a 20-acre Industrial and Distribution Park near Interstate 90 to position Mitchell for future manufacturing, logistics, and warehousing recruitment. Community Marketing & Promotion: Our goal was to expand Mitchell's visibility through targeted marketing campaigns generating at least 250,000 digital impressions. Throughout the year, MADC continued promoting Mitchell through workforce recruitment campaigns, business recruitment marketing, tourism promotion, digital advertising, social media, the Discover Mitchell Savings App, and the Welcome to Your Palace campaign. Marketing efforts also supported the launch of the Student Business Competition, entrepreneur recruitment, and promotion of Mitchell's housing and workforce initiatives. These efforts significantly expanded Mitchell's visibility among prospective residents, businesses, investors, and site selectors. Additional Accomplishments: Beyond the original goals, MADC achieved several additional milestones that further strengthened Mitchell's long-term economic competitiveness. These included launching the Forward Mitchell Capital Campaign, a private-sector initiative seeking to raise more than $3 million for future economic development initiatives; expanding the college internship scholarship program to 40 scholarships awarded, receiving 59 applicants from 11 colleges and universities; continuing partnerships with Dakota Wesleyan University and Mitchell Technical College; publishing the community's fourth economic report; launching two student-owned businesses through the Student Business Competition; hosting the Mitchell Workforce Summits; and maintaining Mitchell's leadership in workforce training by training 416 of South Dakota's 678 Lean participants (61%) through our partnership with South Dakota Manufacturing & Technology Solutions. Overall, the City of Mitchell's subsidy continues to generate a substantial return on investment by leveraging millions of dollars in public and private funding, expanding housing opportunities, strengthening workforce recruitment, supporting local businesses, attracting new employers, and positioning Mitchell for long-term economic growth.

3. **Measurement:** What will the subsidy requested accomplish for the City of Mitchell? How will you measure the benefit to the public? (Please list the specific actions & measurable results.) How do these measurable goals align with City priorities? (The measurement has to be tied to the subsidy and cannot include inflation driven numbers.)

The requested City subsidy will be used to implement measurable economic development initiatives that directly benefit the City of Mitchell by expanding the tax base, increasing housing availability, supporting workforce growth, retaining existing employers, recruiting new businesses, and improving quality of life. The following measurable outcomes will be

used to evaluate performance:
Housing
•Number of new housing units started and completed.
•Number of residential lots sold and developed.
•Progress on the 24-unit E. 1st Avenue Housing Development.
•Number of Governor's Homes and Mitchell Technical College student-built homes completed.
•Number of housing rehabilitation projects completed.
Workforce Development
•Number of individuals relocating through the Move to Mitchell program.
•Participation in the Community Concierge Program.
•Number of internship scholarships awarded.
•Number of employers participating in workforce initiatives.
•Attendance at Workforce Summits, hiring events, and Young Professionals events.
Business Recruitment & Retention
•Number of Business Retention & Expansion (BRE) visits completed.
•Progress toward development of the Industrial and Distribution Park.
Entrepreneurship
•Number of student entrepreneurs participating in the Student Business Competition.
•Number of new businesses launched through Chamber entrepreneurship initiatives.
Community Marketing
•Website traffic and relocation inquiries.
•Digital marketing reach and engagement.
•Participation in community promotional events.
The subsidy aligns directly with the City of Mitchell's priorities by:
•Increasing workforce housing.
•Expanding the local tax base through private investment.
•Supporting business retention and expansion.
•Recruiting new employers and higher-paying jobs.
•Strengthening workforce recruitment and retention.
•Encouraging entrepreneurship and small business development.

4. Previous Subsidy: If you received a subsidy last year, please itemize how the dollars were spent, provide the goal you established for the subsidy, and the measurements that were used to assess the success of the goal. Was the goal obtained? Why or why not?

The City subsidy received during the previous year was used to support the Mitchell Area Development Corporation's core economic development activities, including workforce recruitment, housing initiatives, business recruitment and retention, entrepreneurship, marketing, and administration of community development programs. The primary goals established for the previous subsidy included: • Recruit at least 30 new residents through the Move to Mitchell program. •Support development of at least 20 new workforce housing lots. •Conduct at least 30 Business Retention & Expansion (BRE) visits. • Expand community marketing and workforce recruitment efforts. The goals established for the previous subsidy were met or substantially exceeded.

5. Competition: Does your organization compete or provide a service that private enterprise is currently providing? If your entity is competing, why is the subsidy necessary for your organization?

No.
The Mitchell Area Development Corporation does not compete with private businesses. Rather, it serves as the community's public-private economic development organization, coordinating initiatives that individual businesses typically cannot undertake independently.

MADC works collaboratively with private businesses, developers, educational institutions, financial institutions, utilities, healthcare providers, local governments, and nonprofit organizations to address community-wide economic development priorities such as workforce housing, business recruitment, workforce development, entrepreneurship, infrastructure planning, and community marketing.

Many of the programs administered by MADC—including workforce recruitment, housing development partnerships, Business Retention & Expansion visits, internship programs, economic research, entrepreneurship initiatives, and community marketing—provide benefits to the entire business community rather than any single organization.

The City subsidy is necessary because these services generate broad public benefits but generally do not produce sufficient direct revenue to be self-supporting. The subsidy allows MADC to leverage significant additional funding from state, federal, private, and local sources while providing professional economic development services that expand Mitchell's tax base, create jobs, increase private investment, improve housing availability, and strengthen the community's long-term economic competitiveness. Over the past year, City funding has helped leverage millions of dollars in additional public and private investment, producing a return on investment that benefits residents, businesses, and the City of Mitchell as a whole.

6. Subsidy as a percent of income: What is the subsidy/income % for your organization? Please provide documentation as to how you calculated this percentage. *If your subsidy exceeds 50% your financials are required to be made available publicly as part of the subsidy process.*

Total Organizational Budget: $412,873
Requested Subsidy: $192,000
Subsidy as Percent of Income: 46%

7. Please list all sources of private investment or contributions aside from your subsidy request.

In addition to the requested subsidy, the Mitchell Area Development Corporation receives support from a diverse range of private investments and contributions that help sustain and expand our programming. These sources include:

•Mitchell Area Development Corporation Membership Dues, which provide ongoing operational support from over 200 local businesses and organizations.
•Pheasant Hunt Fundraiser, a locally supported annual event that generates private contributions used to advance business development efforts.
•Foundation & Grant Matches, including contributions from entities like the South Dakota Community Foundation, which supplement program funding and support key initiatives such as childcare expansion.
•Local Infrastructure Improvement Program: The Board of Economic Development may provide grants to assist in funding the construction or reconstruction of infrastructure for the purpose of serving economic development projects.

8. Do you receive any federal funding. If so, how much is received and from what source?

Do you receive any federal funding. If so, how much is received and from what source?

No

Certification

Acting as the duly authorized representative for the described project and its sponsoring organization/agency/business, I certify that the information submitted is correct to the best of my knowledge and belief and submit this request for funding to the City of Mitchell.

Name: Mike Lauritsen
Title: CEO

☒ By checking this box, I acknowledge my agreement to the above certification.

☒ By checking this box, I acknowledge I have included my most recent financial statements are required by the application for funds.

☒ By checking this box, I acknowledge that the required reports from the previous subsidy (if applicable) have been submitted to the City prior to the July 1st application opening period. I also understand that failure to do so will automatically disqualify this application.

☒ By checking this box, I acknowledge the reporting requirements for receipt of City Subsidy Funds.

☐ By checking this box, I acknowledge that if more than 50% of the organization's annual income comes from City Subsidy funds, the organization cannot financially support candidates or ballot issues.

☐ By checking this box, I acknowledge that Subsidies that are more than 50% of the organization's annual income are required to have publicly available financials. *(This includes in the past two years, or the subsidy application year)*.

Date: July 30th 2026

Mitchell Area Development Corporation

(A Nonprofit Organization)

Independent Auditor's Report
and Combined Financial Statements

For the Years Ended
September 30, 2025 (Audited) and 2024 (Reviewed)

DRAFT

Mitchell Area Development Corporation
Table of Contents

Page

Independent Auditor's Report on Internal Control Over Financial Reporting and On Compliance and Other Matters Based on an Audit of Financial Statements Performed in Accordance with *Government Auditing Standards* ---------- 1-2

Independent Auditor's Report on Compliance for Each Major Program and On Internal Control Over Compliance Required by the Uniform Guidance ---------- 3-5

Schedule of Prior and Current Audit Findings and Questioned Costs ---------- 6-8

Corrective Action Plan (Unaudited) ---------- 9

Independent Auditor's Report ---------- 10-12

Combined Financial Statements

Combined Statements of Financial Position ---------- 13
Combined Statements of Activities ---------- 14
Combined Statements of Functional Expenses ---------- 15-16
Combined Statements of Cash Flows ---------- 17

Notes to Combined Financial Statements ---------- 18-24

Supplementary Information ---------- 25
Schedule of Expenditures of Federal Awards ---------- 26
Combining Statement of Financial Position-September 30, 2025 ---------- 27
Combining Statement of Financial Position-September 30, 2024 ---------- 28
Combining Statement of Activities –Year ended September 30, 2025 ---------- 29
Combining Statement of Activities –Year ended September 30, 2024 ---------- 30

DRAFT

Independent Auditor's Report on Internal Control over Financial Reporting and on Compliance and Other Matters Based on an Audit of Financial Statements Performed in Accordance with *Government Auditing Standards*

To the Board of Directors
Mitchell Area Development Corporation
Mitchell, South Dakota

We have audited, in accordance with auditing standards generally accepted in the United States of America and the standards applicable to financial audits contained in *Government Auditing Standards,* issued by the Comptroller General of the United States, the financial statements of Mitchell Area Development Corporation, which comprise the combined statements of financial position as of September 30, 2025, and the related combined statements of activities, functional expenses, and cash flows for the year then ended, and the related notes to the combined financial statements, and have issued our report thereon dated DATE.

Report on Internal Control Over Financial Reporting

In planning and performing our audit of the financial statements, we considered Mitchell Area Development Corporation's internal control over financial reporting (internal control) as a basis for designing audit procedures that are appropriate in the circumstances for the purpose of expressing our opinions on the financial statements, but not for the purpose of expressing an opinion on the effectiveness of Mitchell Area Development Corporation's internal control. Accordingly, we do not express an opinion on the effectiveness of Mitchell Area Development Corporation's internal control.

A *deficiency in internal control* exists when the design or operation of a control does not allow management or employees, in the normal course of performing their assigned functions, to prevent, or detect and correct misstatements on a timely basis. A *material weakness* is a deficiency, or a combination of deficiencies, in internal control such that there is a reasonable possibility that a material misstatement of the organization's financial statements will not be prevented or detected and corrected on a timely basis. A *significant deficiency* is a deficiency, or a combination of deficiencies, in internal control that is less severe than a material weakness, yet important enough to merit attention by those charged with governance.

Our consideration of internal control was for the limited purpose described in the first paragraph of this section and was not designed to identify all deficiencies in internal control that might be material weaknesses or significant deficiencies and therefore, material weaknesses or significant deficiencies may exist that have not been identified. We did identify certain deficiencies in internal control, described in the accompanying Schedule of Prior and Current Audit Findings, as items 2025-001 and 2025-002 to be material weaknesses.

DRAFT

Report on Compliance and Other Matters

As part of obtaining reasonable assurance about whether Mitchell Area Development Corporation's financial statements are free of material misstatement, we performed tests of its compliance with certain provisions of laws, regulations, contracts, and grant agreements, noncompliance with which could have a direct and material effect on the financial statements. However, providing an opinion on compliance with those provisions was not an objective of our audit, and accordingly, we do not express such an opinion. The results of our tests disclosed no instances of noncompliance or other matters that are required to be reported under *Government Auditing Standards.*

Mitchell Area Development Corporation's Response to Findings

Government Auditing Standards requires the auditor to perform limited procedures on Mitchell Area Development Corporation's response to the findings identified in our audit. Mitchell Area Development Corporation's response to the findings identified in our audit are described in the accompanying Schedule of Prior and Current Audit Findings and Questioned Costs. Mitchell Area Development Corporation's response was not subjected to the other auditing procedures applied in the audit of the financial statements and, accordingly, we express no opinion on the response.

Purpose of this Report

The purpose of this report is solely to describe the scope of our testing of internal control and compliance and the results of that testing, and not to provide an opinion on the effectiveness of the organization's internal control or on compliance. This report is an integral part of an audit performed in accordance with *Government Auditing Standards* in considering the organization's internal control and compliance. Accordingly, this communication is not suitable for any other purpose.

CliftonLarsonAllen LLP

Mitchell, South Dakota
DATE

DRAFT

Independent Auditor's Report on Compliance for Each Major Program and on Internal Control over Compliance Required by the Uniform Guidance

To the Board of Directors
Mitchell Area Development Corporation
Mitchell, South Dakota

Report on Compliance for Each Major Federal Program

Opinion on Each Major Federal Program

We have audited Mitchell Area Development Corporation's compliance with the types of compliance requirements identified as subject to audit in the OMB *Compliance Supplement* that could have a direct and material effect on each of Mitchell Area Development Corporation's major federal programs for the year ended September 30, 2025. Mitchell Area Development Corporation's major federal programs are identified in the summary of auditor's results section of the accompanying Schedule of Current Audit Findings and Questioned Costs.

In our opinion, Mitchell Area Development Corporation complied, in all material respects, with the types of compliance requirements referred to above that could have a direct and material effect on each of its major federal programs for the year ended September 30, 2025.

Basis for Opinion on Each Major Federal Program

We conducted our audit of compliance in accordance with auditing standards generally accepted in the United States of America; the standards applicable to financial audits contained in *Government Auditing Standards,* issued by the Comptroller General of the United States; and the audit requirements of Title 2 *U.S. Code of Federal Regulations Part 200, Uniform Administrative Requirements, Cost Principles, and Audit Requirements for Federal Awards* (Uniform Guidance). Our responsibilities under those standards and the Uniform Guidance are further described in the Auditor's Responsibilities for the Audit of Compliance section of our report.

We are required to be independent of Mitchell Area Development Corporation and to meet our other ethical responsibilities, in accordance with relevant ethical requirements relating to our audit. We believe that the audit evidence we have obtained is sufficient and appropriate to provide a basis for our opinion on compliance for each major federal program. Our audit does not provide a legal determination of Mitchell Area Development Corporation's compliance with the compliance requirements referred to above.

Responsibilities of Management for Compliance

Management is responsible for compliance with the requirements referred to above and for the design, implementation, and maintenance of effective internal control over compliance with the requirements of laws, statutes, regulations, rules and provisions of contracts or grant agreements applicable to Mitchell Area Development Corporation's federal programs.

DRAFT

Auditor's Responsibilities for the Audit of Compliance

Our objectives are to obtain reasonable assurance about whether material noncompliance with the compliance requirements referred to above occurred, whether due to fraud or error, and express an opinion on Mitchell Area Development Corporation's compliance based on our audit. Reasonable assurance is a high level of assurance but is not absolute assurance and therefore is not a guarantee that an audit conducted in accordance with GAAS, *Government Auditing Standards*, and the Uniform Guidance will always detect material noncompliance when it exists. The risk of not detecting material noncompliance resulting from fraud is higher than for that resulting from error, as fraud may involve collusion, forgery, intentional omissions, misrepresentations, or the override of internal control. Noncompliance with the compliance requirements referred to above is considered material, if there is a substantial likelihood that, individually or in the aggregate, it would influence the judgment made by a reasonable user of the report on compliance about Mitchell Area Development Corporation's compliance with the requirements of each major federal program as a whole.

In performing an audit in accordance with generally accepted auditing standards, *Government Auditing Standards*, and the Uniform Guidance, we

- Exercise professional judgment and maintain professional skepticism throughout the audit.
- Identify and assess the risks of material noncompliance, whether due to fraud or error, and design and perform audit procedures responsive to those risks. Such procedures include examining, on a test basis, evidence regarding Mitchell Area Development Corporation's compliance with the compliance requirements referred to above and performing such other procedures as we considered necessary in the circumstances.
- Obtain an understanding of School District's internal control over compliance relevant to the audit in order to design audit procedures that are appropriate in the circumstances and to test and report on internal control over compliance in accordance with the Uniform Guidance, but not for the purpose of expressing an opinion on the effectiveness of Mitchell Area Development Corporation's internal control over compliance. Accordingly, no such opinion is expressed.

We are required to communicate with those charged with governance regarding, among other matters, the planned scope and timing of the audit and any significant deficiencies and material weaknesses in internal control over compliance that we identified during the audit.

Report on Internal Control Over Compliance

A *deficiency in internal control over compliance* exists when the design or operation of a control over compliance does not allow management or employees, in the normal course of performing their assigned functions, to prevent, or detect and correct, noncompliance with a type of compliance requirement of a federal program on a timely basis. A *material weakness in internal control over compliance* is a deficiency, or a combination of deficiencies, in internal control over compliance, such that there is a reasonable possibility that material noncompliance with a type of compliance requirement of a federal program will not be prevented, or detected and corrected, on a timely basis. A *significant deficiency in internal control over compliance* is a deficiency, or a combination of deficiencies, in internal control over compliance with a type of compliance requirement of a federal program that is less severe than a material weakness in internal control over compliance, yet important enough to merit attention by those charged with governance.

Our consideration of internal control over compliance was for the limited purpose described in the Auditor's Responsibilities for the Audit of Compliance section above and was not designed to identify all deficiencies in internal control over compliance that might be material weaknesses or significant deficiencies in internal control over compliance.

DRAFT

Given these limitations, during our audit we did not identify any deficiencies in internal control over compliance that we consider to be material weaknesses, as defined above. However, material weaknesses or significant deficiencies in internal control over compliance may exist that were not identified.

Our audit was not designed for the purpose of expressing an opinion on the effectiveness of internal control over compliance. Accordingly, no such opinion is expressed.

Purpose of this Report

The purpose of this report on internal control over compliance is solely to describe the scope of our testing of internal control over compliance and the results of that testing based on the requirements of the Uniform Guidance. Accordingly, this report is not suitable for any other purposes.

CliftonLarsonAllen LLP

Mitchell, South Dakota
DATE

DRAFT

Mitchell Area Development Corporation
Schedule of Prior and Current Audit Findings and Questioned Costs
Year Ended September 30, 2025

Section I - Summary of Auditor's Results

Financial Statements:

Type of auditor's report issued:	Unmodified	
Internal control over financial reporting:		
Material weakness(es) identified?	X Yes	No
Significant deficiencies identified that are not considered to be material weakness(es)?	Yes	X None reported
Noncompliance material to financial statements noted?	Yes	X No

Federal Awards:

Internal control over major programs:		
Material weakness(es) identified?	Yes	X No
Significant deficiencies identified that are not material weaknesses?	Yes	X None reported
Type of auditor's report issued on compliance for major programs:	Unmodified	
Any audit findings disclosed that are required to be reported in accordance with 2 CFR 200.516(a).	Yes	X No

Identification of Major Programs:

FALN(s)	Name of Federal Program or Cluster
14.251	Economic Development Initiative, Community Project Funding, and

Dollar threshold used to distinguish between Type A and Type B: $1,000,000

Auditee qualified as low-risk auditee? Yes X No

Section II - Financial Statement Findings

There are no findings which are required to be reported in accordance with *Government Auditing Standards*.

Section III - Federal Award Findings and Questioned Costs

There are no finding or questioned costs relating to federal award programs which are required to be reported in accordance with 2 CFR 200.516(a).

DRAFT

Section II - Financial Statement Findings

Prior Audit Findings:

The prior report contained no written audit findings. See Independent Auditor's Report.

Current Audit Findings:

Finding 2025-001 - Lack of Segregation of Duties

Condition: There is a general lack of segregation of duties and monitoring of accounting functions including payroll, journal entries, and reconciliations specifically relating to year-end entries due to the small staff size and lack of involvement of other employees in the finance function of the Organization.

Criteria: Duties within the finance function of the Organization should be segregated among employees and activities monitored to mitigate risk of error.

Cause: This condition exists due to small staff size within the finance function of the Organization. These issues are common in a Organization of this size.

Effect: The CFO performs closing entries and reconciliations without oversight. The possibility of fraud or errors occurring and not being detected or corrected is present.

Auditor's Recommendation: It is the responsibility of management and those charged with governance to make the decision whether to accept the degree of risk associated with the CFO performing entries and reconciliations without proper oversight, because of cost or other considerations.

Views of Responsible Officials: Management agrees with the finding. A response can be found in the Corrective Action Plan.

Repeat Finding from Prior Year(s): No

DRAFT

Finding 2025-002 - Preparation of Financial Statements, SEFA, and Footnotes

Condition: The Organization does not have an internal control system designed to provide for the preparation of the financial statements being audited, including required footnotes, and disclosures, in accordance with generally accepted accounting principles.

Criteria: The Organization's internal control structure should provide for the preparation of financial statements and footnotes in accordance with generally accepted accounting principles.

Cause: The Organization does not have adequate staff trained to prepare the financial statements, SEFA, and footnotes.

Effect: This condition may affect The Organization's ability to report financial data in accordance with generally accepted accounting principles.

Auditor's Recommendation: This circumstance is not unusual in an organization of this size. It is the responsibility of management and those charges with governance to make the decision whether to accept the degree of risk associated with this condition because of cost or other considerations.

Views of Responsible Officials: Management agrees with the finding. A response can be found in the Corrective Action Plan.

Repeat Finding from Prior Year(s): No

Section III - Federal Award Findings and Questioned Costs

There are no finding or questioned costs relating to federal award programs which are required to be reported in accordance with 2 CFR 200.516(a).

DRAFT

Mitchell Area Development Corporation

Corrective Action Plan (Unaudited)

Mitchell Area Development Corporation respectfully submits the following corrective action plan for the year ended September 30, 2025.

Name and address of independent public accounting firm:

ELO Prof. LLC
PO Box 951
Huron, SD 57350

Findings - Financial Statement Audit

Finding 2025-001 – Lack of Segregation of Duties

Organization's Response: We agree with the finding.
View of Responsible Officials and Corrective Action Plan:

The Organization understands the risk associated with the small staff size within the finance function of the Organization. Management and those charged with governance accept the degree of risk associated with the CFO performing entries and reconciliations without proper oversight, because of cost or other considerations.

Finding 2025-002 – Preparation of Financial Statements, SEFA, and Footnotes

Organization's Response: We agree with the finding
View of Responsible Officials and Corrective Action Plan:

The Organization has for many years utilized the Organization's audit firm for the preparation of the financial statements and SEFA in coordination with the Organization's audit. Management personnel have been responsible for oversight of those services provided. The Organization has designated an individual to work directly with the Organization's auditing firm in the preparation of the financial statements, SEFA, and footnotes. The Organization understands that this may continue to be a finding in future audits.

Name of Responsible Person: Kimberly Lofgren, CFO
Name of Department Contact: Kimberly Lofgren, CFO
Anticipated Date: Ongoing

DRAFT

DRAFT

Independent Auditor's Report

To the Board of Directors
Mitchell Area Development Corporation
Mitchell, South Dakota

Opinion

We have audited the accompanying combined financial statements of Mitchell Area Development Corporation. (a nonprofit organization), which comprise the combined statement of financial position as of September 30, 2025, and the related combined statements of activities, functional expenses, and cash flows for the year then ended, and the related notes to the combined financial statements.

In our opinion, the combined financial statements referred to above present fairly, in all material respects, the financial position of Mitchell Area Development Corporation as of September 30, 2025 and 2024, and the changes in their net assets and their cash flows for the years then ended in accordance with accounting principles generally accepted in the United States of America.

Basis for Opinion

We conducted our audit in accordance with auditing standards generally accepted in the United States of America. Our responsibilities under those standards are further described in the Auditor's Responsibilities for the Audits of the Financial Statements section of our report. We are required to be independent of Mitchell Area Development Corporation and to meet our other ethical responsibilities in accordance with the relevant ethical requirements relating to our audit. We believe that the audit evidence we have obtained is sufficient and appropriate to provide a basis for our audit opinion.

Responsibilities of Management for the Financial Statements

Management is responsible for the preparation and fair presentation of the combined financial statements in accordance with accounting principles generally accepted in the United States of America, and for the design, implementation and maintenance of internal control relevant to the preparation and fair presentation of combined financial statements that are free from material misstatement, whether due to fraud or error.

In preparing the combined financial statements, management is required to evaluate whether there are conditions or events, considered in the aggregate, that raise substantial doubt about Mitchell Area Development Corporation's ability to continue as a going concern within one year after the date that the combined financial statements are available to be issued.

Auditor's Responsibilities for the Audit of the Financial Statements

Our objectives are to obtain reasonable assurance about whether the combined financial statements as a whole are free from material misstatement, whether due to fraud or error, and to issue an auditor's report that includes our opinion. Reasonable assurance is a high level of assurance but is not absolute assurance and therefore is not a guarantee that an audit conducted in accordance with generally accepted auditing standards will always detect a material misstatement when it exists. The risk of not detecting a material misstatement resulting from fraud is higher than for one resulting from error, as fraud may involve collusion, forgery, intentional omissions, misrepresentations, or the override of internal control. Misstatements are considered material if there is a substantial likelihood that, individually or in the aggregate, they would influence the judgment made by a reasonable user based on the combined financial statements.

In performing an audit in accordance with generally accepted auditing standards, we:

- Exercise professional judgment and maintain professional skepticism throughout the audit.

- Identify and assess the risks of material misstatement of the combined financial statements, whether due to fraud or error, and design and perform audit procedures responsive to those risks. Such procedures include examining, on a test basis, evidence regarding the amounts and disclosures in the combined financial statements.

- Obtain an understanding of internal control relevant to the audit in order to design audit procedures that are appropriate in the circumstances, but not for the purpose of expressing an opinion on the effectiveness of Mitchell Area Development Corporation's internal control. Accordingly, no such opinion is expressed.

- Evaluate the appropriateness of accounting policies used and the reasonableness of significant accounting estimates made by management, as well as evaluate the overall presentation of the combined financial statements.

- Conclude whether, in our judgment, there are conditions or events, considered in the aggregate, that raise substantial doubt about Mitchell Area Development Corporation's ability to continue as a going concern for a reasonable period of time.

We are required to communicate with those charged with governance regarding, among other matters, the planned scope and timing of the audit, significant audit findings, and certain internal control related matters that we identified during the audit.

Supplemental Information

Our audit was conducted for the purpose of forming an opinion on the combined financial statements as a whole. The Schedule of Expenditures of Federal Awards, which as required by *Title 2 U.S. Code of Federal Regulations Part 200, Uniform Administrative Requirements, Cost Principles, and Audit Requirements for Federal Awards* (Uniform Guidance), Combining Statements of Financial Position, and Combining Statements of Activities are presented for purposes of additional analysis and is not a required part of the financial statements. Such information is the responsibility of management and was derived from and relates directly to the underlying accounting and other records used to prepare the basic financial statements. The information has been subjected to the auditing procedures applied in the audit of the financial statements and certain additional procedures, including comparing and reconciling such information directly to the underlying accounting and other records used to prepare the financial statements or to the financial statements themselves, and other additional procedures in accordance with auditing standards generally accepted in the United States of America.

DRAFT

In our opinion, the Schedule of Expenditures and Federal Awards, Combining Statements of Financial Position, and Combining Statements of Activities are fairly stated, in all material respects, in relation to the financial statements as a whole.

Prior Period Financial Statements

The September 30, 2024 combined financial statements were reviewed by other accountants whose report, dated January 7, 2025, stated they were not aware of any material modifications that should be made to those combined financial statements for them to be in conformity with accounting principles generally accepted in the United States of America. However, a review is substantially less in scope than an audit and does not provide a basis for the expression of an opinion on the combined financial statements.

CliftonLarsonAllen LLP

Mitchell, South Dakota
DATE

DRAFT

Mitchell Area Development Corporation
Combined Statements of Financial Position

Assets	September 30, 2025 (Audited)	2024 (Reviewed)
Current Assets		
Cash and cash equivalents	$ 1,688,934	$ 2,542,100
Current portion of notes receivable	17,512	59,806
Accounts receivable	2,752	95
Grants receivable	804,187	--
Accrued interest	16,067	6,696
Prepaid expenses	--	2,012
Total Current Assets	2,529,452	2,610,709
Non-Current Assets		
Restricted cash	17,348	17,348
SD Equity Partners LP investment	153,070	153,070
Certificates of deposit	767,235	999,660
Land held for development	4,751,609	1,251,858
Property and equipment, net	51,752	59,096
Notes receivable, less current portion	931,492	451,308
Total Non-Current Assets	6,672,506	2,932,340
Total Assets	$ 9,201,958	$ 5,543,049
Liabilities and Net Assets		
Current Liabilities		
Accounts payable	$ 8,125	$ 7,729
Contractor payable	445,221	--
Accrued wages	14,425	13,116
Accrued vacation	25,966	23,274
Total Current Liabilities	493,737	44,119
Long-Term Liabilities		
Notes payable, net of unamortized debt issuance costs	2,270,934	1,269,440
Total Long-Term Liabilities	2,270,934	1,269,440
Total Liabilities	2,764,671	1,313,559
Net Assets		
Net Assets without donor restrictions	408,217	48,706
Net Assets with donor restrictions	6,029,070	4,180,784
Total Net Assets	6,437,287	4,229,490
Total Liabilities and Net Assets	$ 9,201,958	$ 5,543,049

The accompanying notes to the combined financial statements are an integral part of this statement.

DRAFT

Mitchell Area Development Corporation

Combined Statements of Activities

	Year Ended September 30, 2025			Year Ended September 30, 2024		
	Without Donor Restrictions	With Donor Restrictions	Total (Audited)	Without Donor	With Donor Restrictions	Total (Reviewed)
Revenues						
City and county support	$ 213,250	$ --	$ 213,250	$ 202,000	$ --	$ 202,000
Gain on sale of property	--	--	--	9,419	378,851	388,270
Grants	457,579	2,135,807	2,593,386	50,000	269,375	319,375
Contributions	156,385	7,000	163,385	136,059	--	136,059
Interest income	3,726	43,194	46,920	1,527	55,968	57,495
Building lease	--	--	--	--	56,042	56,042
Dues	41,578	--	41,578	45,591	--	45,591
SDEP income (loss)	--	--	--	--	(3,307)	(3,307)
Miscellaneous	--	--	--	--	--	--
Total Revenues	872,518	2,186,001	3,058,519	444,596	756,929	1,201,525
Net Assets Released from Restrictions:						
Satisfaction of Purpose Restriction	27,587	(27,587)	--	75,000	(75,000)	--
Expenses						
Administrative	472,700	--	472,700	475,872	--	475,872
Program services	67,894	--	67,894	69,770	50,000	119,770
Support	--	310,128	310,128	--	388,703	388,703
Total Expenses	540,594	310,128	850,722	545,642	438,703	984,345
Increase (Decrease) in Net Assets	359,511	1,848,286	2,207,797	(26,046)	243,226	217,180
Net Assets, Beginning of Year	48,706	4,180,784	4,229,490	74,752	3,937,558	4,012,310
Net Assets, End of Year	$ 408,217	$ 6,029,070	$ 6,437,287	$ 48,706	$ 4,180,784	$ 4,229,490

The accompanying notes to the combined financial statements are an integral part of this statement.

DRAFT

Mitchell Area Development Corporation

Combined Statements of Functional Expenses

Year Ended September 30, 2025

	General	Economic Development	DHDA	Workforce Development	Total (Audited)
Administrative					
Salaries and wages	$ 196,111	$ --	$ 66,986	$ 59,543	$ 322,640
Professional fees	18,347	--	10	--	18,357
Health insurance	19,403	--	12,262	13,615	45,280
Payroll taxes	12,931	--	4,683	4,099	21,713
Telephone	9,187	--	4,228	5,023	18,438
Supplies	13,632	--	1,844	147	15,623
Rent	7,200	--	1,800	1,800	10,800
Retirement	4,429	--	1,807	1,093	7,329
Training	4,155	--	1,068	--	5,223
Depreciation	4,939	--	735	1,623	7,297
Moving allowance	--	--	--	--	--
	290,334	--	95,423	86,943	472,700
Program Services					
Dues and subscriptions	13,564	--	6,000	182	19,746
Travel and vehicle expense	4,840	--	10,543	36	15,419
Marketing and promotion	5,553	--	--	2,326	7,879
Workforce development	1,228	--	--	1,937	3,165
Postage and printing	3,771	--	3,156	52	6,979
Meetings and conferences	7,138	--	--	13	7,151
Website expense	3,657	--	25	--	3,682
Meals	--	--	2,873	--	2,873
Software renewals	1,000	--	--	--	1,000
	40,751	--	22,597	4,546	67,894
Support					
Grants to other organizations	--	83,397	--	--	83,397
Marketing and promotion	--	21,390	--	--	21,390
Workforce development	--	97,577	--	--	97,577
Interest expense	--	56,211	--	--	56,211
Depreciation	--	948	--	--	948
Professional fees	--	33,340	--	--	33,340
Insurance	--	3,428	--	--	3,428
Amortization	--	1,387	--	--	1,387
Miscellaneous	--	85	--	--	85
Dues and subscriptions	--	11,000	--	--	11,000
Training	--	1,365	--	--	1,365
	--	310,128	--	--	310,128
Total by Division	$ 331,085	$ 310,128	$ 118,020	$ 91,489	$ 850,722

The accompanying notes to the combined financial statements are an integral part of this statement.

DRAFT

Mitchell Area Development Corporation

Combined Statements of Functional Expenses

Year Ended September 30, 2024

	General	Economic Development	DHDA	Workforce Development	Total (Reviewed)
Administrative					
Salaries and wages	$ 211,487	$ --	$ 74,638	$ 33,213	$ 319,338
Professional fees	35,905	--	2,350	83	38,338
Health insurance	16,969	--	11,470	7,231	35,670
Payroll taxes	15,387	--	4,486	2,222	22,095
Telephone	6,427	--	3,490	3,944	13,861
Supplies	8,219	--	3,152	298	11,669
Rent	7,200	--	1,800	1,800	10,800
Retirement	5,585	--	1,694	703	7,982
Training	6,042	--	302	1,396	7,740
Depreciation	4,547	--	695	1,537	6,779
Moving allowance	1,600	--	--	--	1,600
	319,368	--	104,077	52,427	475,872
Program Services					
Moving grants	--	50,000	--	--	50,000
Dues and subscriptions	9,777	--	6,000	51	15,828
Travel and vehicle expense	5,012	--	9,853	--	14,865
Marketing and promotion	8,321	--	--	1,251	9,572
Workforce development	4,443	--	--	4,488	8,931
Postage and printing	4,548	--	2,611	145	7,304
Meetings and conferences	4,569	--	755	99	5,423
Website expense	3,962	--	24	--	3,986
Meals	--	--	2,861	--	2,861
Software renewals	1,000	--	--	--	1,000
	41,632	50,000	22,104	6,034	119,770
Support					
Marketing and promotion	--	147,281	--	--	147,281
Workforce development	--	68,192	--	--	68,192
Property taxes	--	67,511	--	--	67,511
Interest expense	--	44,800	--	--	44,800
Depreciation	--	28,517	--	--	28,517
Professional fees	--	20,864	--	--	20,864
Property maintenance	--	5,699	--	--	5,699
Insurance	--	4,530	--	--	4,530
Amortization	--	1,280	--	--	1,280
Miscellaneous	--	29	--	--	29
	--	388,703	--	--	388,703
Total by Division	$ 361,000	$ 438,703	$ 126,181	$ 58,461	$ 984,345

The accompanying notes to the combined financial statements are an integral part of this statement.

DRAFT

Mitchell Area Development Corporation

Combined Statements of Cash Flows

	Years Ended September 30, 2025 (Audited)	2024 (Reviewed)
Cash Flows from Operating Activities		
Cash received from City and County, dues, sale of land, contributions and grants, and leases	$ 2,204,755	$ 1,147,242
Cash paid to suppliers, employees, and for restricted support	(333,249)	(895,931)
Interest income	37,549	50,799
Interest paid	(56,211)	(44,800)
Net Cash Provided by Operating Activities	$ 1,852,844	$ 257,310
Cash Flows from Investing Activities		
Interest on certificates of deposit reinvested	(8,289)	(11,091)
Advances of notes receivable	(500,000)	--
Payments on notes receivable	62,111	2,000
Purchase of property and equipment	(902)	(940,282)
Certificates of deposit redeemed	240,714	100,000
Cost of property sold	--	1,526,517
Land development costs	(3,499,644)	--
SDEP contributions	--	(16,200)
SDEP distribution	--	2,572
Net Cash Provided (Used) by Investing Activities	(3,706,010)	663,516
Cash Flows from Financing Activities		
Advances on notes payable	1,750,000	
Payments on notes payable	(750,000)	--
Net Cash Provided by Financing Activities	1,000,000	--
Net Change in Cash and Restricted Cash	(853,166)	920,826
Cash, Cash Equivalents, and Restricted Cash, Beginning of Year	2,559,448	1,638,622
Cash, Cash Equivalents, and Restricted Cash, End of Year	$ 1,706,282	$ 2,559,448
Reconciliation of Change in Net Assets to Net Cash Provided (Used) by Operating Activities		
Change in net assets	$ 2,207,797	$ 217,180
Adjustments to reconcile change in net assets to net cash provided (used) by operating activities:		
Depreciation	8,245	35,296
Amortization	1,387	1,280
(Income) Loss from SDEP	--	3,307
(Increase) decrease in:		
Accounts receivable	(2,657)	(95)
Grants receivable	(804,187)	--
Accrued interest	(9,371)	(6,696)
Prepaid expenses	2,012	(2,012)
Increase (decrease) in:		
Accounts payable	396	3,437
Contracts payable	445,221	--
Accrued wages	1,309	1,536
Accrued vacation	2,692	4,077
Net Cash Provided by Operating Activities	$ 1,852,844	$ 257,310

The accompanying notes to the combined financial statements are an integral part of this statement.

DRAFT

1. Nature of Activities and Significant Accounting Policies:

Nature of Activities: Mitchell Area Development Corporation (MADC) was incorporated in 1985. It is a non-profit organization established to improve the economic base of the Mitchell area through the creation of new jobs involving the production or distribution of goods and services sold primarily outside the local trade area.

MADC is funded by voluntary donations, membership dues, grants, city funds, county funds, earnings from investments, support from area communities, and leases of commercial buildings located in Mitchell, South Dakota.

A separate division of MADC is the Dakota Heartland Development Association (DHDA). It was organized to offer professional, comprehensive economic development assistance to communities in the region. This assistance is crafted to meet the individual needs of member communities while facilitating the potential larger opportunities available to the region.

The Economic Development component of MADC is a restricted fund. MADC, in a prior year, conducted a major fund drive which enabled it to obtain land for future prospects, to purchase a building which was leased to commercial tenants and to acquire property for economic development. Donors entrusted the Board of MADC to leverage these funds to facilitate the recruitment of businesses to locate in the Mitchell area.

Workforce Development is a newer division of MADC. The Governor's Office of Economic Development funded a grant to create a new staff position of Regional Workforce Coordinator. This division provides assistance and development of the Mitchell area workforce. The goal is to facilitate planned manufacturing and business expansions in the Mitchell region.

Cash, Cash Equivalents, and Restricted Cash: All cash and highly liquid financial instruments with original maturities of three months or less.

Investments: Investments consist of certificates of deposit and an investment in a limited partnership. The certificates of deposit are carried at cost. The limited partnership is carried at book value and is described in Note 4.

Estimates: The preparation of combined financial statements in conformity with generally accepted accounting principles requires the Organization to make estimates and assumptions that affect the reported amounts of assets and liabilities at the date of the combined financial statements and the reported amounts or revenues and expenses during the reporting period. Actual results could differ from those estimates, and those differences could be material.

Income Tax Status: Mitchell Area Development Corporation recognized by the Internal Revenue Service (IRS) as exempt from federal income taxes under Section 501(c)(3) of the Internal Revenue Code.

The Organization's Forms 990 and 990-T, Return for Organization Exempt from Income Tax are no longer subject to U.S. federal, state , or local tax examinations by tax authorities for years prior to 2022. The state of South Dakota does not levy an income tax.

DRAFT

1. Nature of Activities and Significant Accounting Policies: (Continued)

Concentration of Credit Risk: The Organization's financial instruments that are exposed to concentrations of credit risk consist primarily of cash and certificates of deposit. Management believes its cash is held by high quality credit institutions. At times, these balances may exceed the Federal Deposit Insurance Corporation (FDIC) insurance limit. Accounts are guaranteed by the FDIC up to $250,000 per depositor, per insured bank, for each account ownership category. To date, the Organization has not experienced any losses in these accounts or funds.

Notes, Accounts, and Grants Receivable: Accounts and grants receivable consist of reimbursements receivable and pending funding from various entities. No interest is charged on outstanding balances. The Organization grants credit based on creditworthiness determined on a case-by-case basis. The Organization uses the allowance method to account for uncollectible receivables. The allowance is based on management's estimate of potential credit losses as well as collection history. When the Organization has exhausted all collection efforts and receivables are deemed uncollectible, they are charged off against the allowance. At September 30, 2025 and 2024, substantially all of the receivables are considered collectible. Accordingly, no allowance for credit losses is recorded.

Investments in Land, Buildings, and Improvements: The Organization carries investments in real estate at the lower of cost or fair value. Declines in the value of those investments are recognized if their aggregate fair value is less than their carrying amount. Recoveries of aggregate fair value shall be recorded only to the limitation that the carrying amount shall not exceed the original cost.

Other Investments: The Organization has invested in South Dakota Equity Partners with the intent to hold to maturity and report investments at cost with no recognition for the unrealized gain or loss due to changes in fair value

Property and Equipment: Property and equipment additions over $500 are recorded at cost for purchased assets and fair value at the date of receipt for donated assets. Depreciation is provided using the straight-line method over the estimated useful lives of the assets, which range from 3 to 10 years for furniture and equipment and from 15 to 25 years for leasehold improvements. Maintenance, repairs and replacements that do not improve the assets or extend the assets' lives are expensed as incurred. The carrying values of property and equipment are reviewed for impairment whenever events or circumstances indicate that the carrying value of an asset may not be recoverable from the estimated future cash flows expected to result from its use and eventual disposition. When considered impaired, an impairment loss is recognized to the extent carrying value exceeds the fair value. There were no indicators of asset impairment during the years ended September 30, 2025 and 2024.

Net Assets: Net assets without donor restrictions represent funds available for general operations and are not subject to donor or certain grantor restrictions. Net assets with donor restrictions represent resources limited to use through time and purpose restrictions and are comprised of assets generated through economic development activity, Dakota Heartland Development Association (DHDA) activity, and Workforce Development activity.

The Organization reports contributions restricted by donors as increases in net assets with donor restrictions if they are received with donor stipulations that limit the use of the donated assets. When a restriction expires, that is, when a stipulated time restriction ends or purpose restriction is fulfilled, net assets with donor restrictions are reclassified to net assets without donor restrictions and reported in the combined statements of activities as net assets released from restrictions.

DRAFT

1. Nature of Activities and Significant Accounting Policies: (Continued)

Leases: The Organization leases their building. The determination of whether an arrangement is a lease is made at the lease's inception. Under ASC 842, a contract is (or contains) a lease if it conveys the right to control the use of an identified asset for a period of time in exchange for consideration. Control is defined under the standard as having both the right to obtain substantially all of the economic benefits from use of the asset and the right to direct the use of the asset. Management only reassesses its determination if the terms and conditions of the contract are changed.

The Organization has elected the short-term lease recognition exemption for all applicable classes of underlying assets. Leases with an initial term of 12 months or less, that do not include an option to purchase the underlying asset that we are reasonably certain to exercise, are not recorded on the statement of financial position. Long-term operating leases are included in operating lease right-of-use ("ROU") assets, other current liabilities, and operating lease liabilities in the statement of financial position. The Organization recognizes lease liabilities and corresponding assets with an initial, individual value of $50,000 or more.

The Organization has no leases that fall into these requirements as of September 30, 2025 and 2024.

Revenue and Revenue Recognition: Revenue is recognized when earned, that is, when the related services are performed, land inventory is sold, or expenditures are incurred. Payments received in advance are deferred to the applicable period in which the related services are performed, land inventory is sold, or expenditures are incurred, respectively. Except for services provided in connection with membership dues, which are transferred over the period of membership, all other revenues are recognized at a point in time.

Contributions are recognized when cash, securities or other assets, an unconditional promise to give, or notification of beneficial interest is received. Conditional contributions, that is, those with a measurable performance or other barrier and a right of return, are not recognized until the conditions on which they depend have been substantially met.

A portion of the Organization's revenue is derived from cost-reimbursable grants, which are conditioned upon certain performance requirements and the incurrence of allowable qualifying expenses. Amounts received are recognized as revenue when the Organization has incurred the expenditures in compliance with specific contract or grant provisions. Amounts received prior to meeting performance requirements and incurring qualifying expenditures are reported as refundable advances in the accompanying combined financial statements.

Allocation of Expenses: Expenses are allocated among program and supporting services directly or on the basis of utilization estimates made by the Organization's management. General and administrative expenses include those expenses that are not directly identifiable with any other specific function but provide for the overall support and direction of the Organization. The allocations are governed by the chart of accounts.

Advertising: Advertising costs are expensed as incurred.

Debt Issuance Costs: Debt issuance costs are amortized over the period the related obligation is outstanding using the straight-line method, which is considered to be a reasonable estimate of the effective interest method. Debt issuance costs are included within long-term debt in the combined statements of financial position.

DRAFT

2. Liquidity and Availability:

Financial assets available for general expenditure, that is, without donor or other restrictions limiting their use, within one year of the combined statement of financial position, comprise the following:

	2025 (Audited)	2024 (Reviewed)
Financial assets at year end	$ 3,296,687	$ 3,608,357
Less those unavailable for general expenditure within one year due to:		
Donor restricted to payment of long-term debt	(1,280,000)	(1,280,000)
Donor restricted to payment of interest on long-term debt	--	--
Financial assets available to meet cash needs for general expenditures within one year	$ 2,016,687	$ 2,328,357

As part of the Organization's liquidity management, it structures its financial assets to be available as its general expenditures, liabilities, and other obligations come due. In addition, the Organization invests cash in excess of daily requirements in short-term investments, such as money market accounts and certificates of deposit.

3. Related Parties and Notes Receivable:

MADC shares office space and staff with the Mitchell Area Chamber of Commerce (Chamber). MADC is billed for its share of occupancy and personnel costs on a monthly basis. The two entities have separate boards, but do share a chief executive officer (CEO) and chief financial officer (CFO). Rent paid for office space was $10,800 for the years ended September 30, 2025 and 2024. Additionally, MADC executed a note receivable for construction costs amounting to $591,992 in a previous year accruing interest at 1.31% per annum over 30 years with annual payments of $23,758. The balance of the note receivable was $449,004 and $511,114 as of September 30, 2025 and 2024, respectively.

MADC is working in conjunction with Mitchell Area Housing, Inc. (MAHI) on several projects around the City. The Organization provides administrative assistance, including office duties. During fiscal year 2025, MADC issued a $500,000 note to MAHI with interest accruing at 3%. Interest is payable quarterly, with the full principal balance due by August 16, 2029, unless the note is renewed for another five year term prior to maturity. The balance of the note receivable was $500,000 and $-0- as of September 30, 2025 and 2024, respectively.

DRAFT

4. Net Assets:

Net assets consist of the following at September 30:

	2025 (Audited)	2024 (Reviewed)
Without donor restrictions	$ 408,217	$ 48,706
With donor restrictions	6,029,070	4,180,784
	$ 6,437,287	$ 4,229,490

Net assets with donor restrictions are as follows as of September 30:

	2025 (Audited)	2024 (Reviewed)
Economic development	$ 6,011,722	$ 4,163,436
South Dakota Equity Partners	17,348	17,348
	$ 6,029,070	$ 4,180,784

Net assets were released from restrictions as follows during the years ended September 30:

	2025 (Audited)	2024 (Reviewed)
Promotion of MADC	$ --	$ 75,000
Satisfaction of program restrictions	27,587	--
	$ 27,587	$ 75,000

The expenditures related to the promotion of MADC were for supporting activities of the Governor's Office of Economic Development (GOED), which provides leads to participating communities, development of a website, and promoting jobs in the Mitchell community. Certain expenditures, while note sponsored directly by GOED, contributed significantly to the above purposes and were charged to the restricted funds with Board approval.

5. Investment in South Dakota Equity Partners Limited Partnership:

In 2018, MADC subscribed for a limited partnership interest in South Dakota Equity Partners LP (SDEP), with a capital commitment of $225,000. The Governor's Office of Economic Development (GOED), using Enterprise 605 funds, made a grant of $125,000 to MADC. MADC agreed to a binding investment commitment of $225,000. The funds will be held by MADC, subject to required capital calls from SDEP. During prior years $207,652 was remitted to SDEP to satisfy capital calls, $9,450 of which was remitted during the year ended September 30, 2024. There were no capital calls during the year ended September 30, 2025. Accordingly, the remaining restricted cash for this purpose was $17,348 as of September 30, 2025.

DRAFT

6. Long-Term Debt:

Long-term debt consists of the following at September 30:

	2025 (Audited)	2024 (Reviewed)
3.5% note payable to Dakota Resources. Interest only payments payable quarterly. Principal due at maturity which is December 1, 2032. Interest rate is fixed until December 31, 2027, at which time the rate increases to 4%. Net of Unamortized debt issuance costs of $9,066 in 2025 and $10,453 in 2024.	$ 1,270,934	$ 1,269,547
0.0% REDI-Loan payable to Central Electric Cooperative, Inc.. 24 months differed, with first payment due July 20, 2027. Principal balance is allocated among annual installments until maturity July 20, 2035. Note is secured by mortgage.	1,000,000	--
	$ 2,270,934	$ 1,269,547

Aggregate maturities of long term debt for the years ended September 30 are as follows:

2026	$ --
2027	110,000
2028	110,000
2029	110,000
2030	110,000
Thereafter	1,840,000
Less: unamortized debt issuance costs	(9,066)
	$ 2,270,934

7. Retirement Benefits:

Effective January 1, 1998, MADC established a Simple IRA pension plan, covering all employees who are expected to earn more than $5,000 or more during the year. MADC contributes a matching contribution to each eligible employee's Simple IRA equal the employee's salary reduction contributions up to 3% of the employee's annual compensation. The employer contributions for the years ended September 30, 2025 and 2024, were $7,329 And $7,982, respectively.

DRAFT

8. Commitments and Contingencies:

MADC has guaranteed approximately $490,000 in borrowings by the City of Mitchell (the City) for a Tax Increment Financing District. These bonds have maturity dates through November 1, 2028. MADC has also agreed to maintain adequate funds at all times to cover the amounts of outstanding balances of the bonds associated with TIF District #14 (Pepsi/Wis-Pak). These funds must be, and are, invested in FDIC Insured bank accounts. At September 30, 2025 and 2024, the amounts held exceeded the outstanding bond balances. During the years ended September 30, 2025 and 2024, there was no shortfall in tax revenues compared to debt-service and thus, no reimbursements were required.

9. Property and Equipment:

Property and equipment costs of the following for the years ended September 30:

	2025 (Audited)	2024 (Reviewed)
Land	$ 45,126	$ 45,126
Leasehold improvements	6,509	6,509
Equipment	61,511	60,608
Total property and equipment	113,146	112,243
Less accumulated deprectiation	(61,394)	(53,147)
Net property and equipment	$ 51,752	$ 59,096

10. Prior Leases:

Verifications Building: In 2024, MADC previously leased half of a building it owned to Avera Health for 5 years with monthly payments of $7,708, and reimbursements of property taxes and insurance. This lease was terminated when MADC sold the building to Little Learners Day Care in March of 2024 at a gain of $494,544.

620 N Lawler St.: On May 17, 2019, MADC purchased this property and immediately leased it to Behavior Care Specialists, Inc. (BCS). The lease was a triple net lease with monthly payments of $3,600. The building was sold to the City of Mitchell in October 2023 for $180,000 at a loss of $115,703.

10. Subsequent Events:

The Organization has evaluated subsequent events through REPORT DATE, the date the combined financial statements were available to be issued.

Subsequent to year-end, MADC has transferred or has plans to transfer the remaining developed lots of the Ridgeview Development to Mitchell Technical College.

DRAFT

Supplementary Information

DRAFT

Mitchell Area Development Corporation

Schedule of Expenditures of Federal Awards

September 30, 2025

Federal Grantor/Pass-Through Grantor/Program or Cluster Title	Federal Assistance Listing Number	Pass-Through Entity Identifying Number	Federal Expenditures
US Department of Housing and Urban Development			
Economic Development Initiative, Community Project Funding, and Miscellaneous Grants	14.251	NA	$ 1,435,708
	Grant Total		$ 1,435,708

DRAFT

1. Basis of Presentation:

The accompanying schedule of expenditures of federal awards (the "Schedule") includes the federal award activity of Mitchell Area Development Corporation under programs of the federal government for the year ended September 30, 2025. The information in this schedule is presented in accordance with the requirements of Title 2 U.S. *Code of Federal Regulations Part 200, Uniform Administrative Requirements, Cost Principles, and Audit Requirements for Federal Awards* (Uniform Guidance). Because the schedule presents only a selected portion of the operations of Mitchell Area Development Corporation, it is not intended to and does not present the financial position, changes in net position, or cash flows of Mitchell Area Development Corporation.

2. Summary of Significant Accounting Policies:

Expenditures reported on the Schedule are reported on the accrual basis of accounting. Such expenditures are recognized following the cost principles contained in the Uniform Guidance, wherein certain types of expenditures are not allowable or are limited as to reimbursement.

3. Federal Reimbursements:

Mitchell Area Development Corporation has not elected to use the 10% de minimis indirect cost rate.

Mitchell Area Development Corporation

Combining Statement of Financial Position

September 30, 2025

	General	Economic Development	Dakota Heartland Development Association	Workforce Development	Total (Audited)
Assets					
Current Assets					
Cash and cash equivalents	$ 400,975	$ 1,283,973	$ (352)	$ 4,338	$ 1,688,934
Current portion of notes receivable	--	17,512	--	--	17,512
Accounts receivable	--	2,732	--	20	2,752
Grants receivable	--	804,187	--	--	804,187
Accrued interest	--	16,067	--	--	16,067
Prepaid expenses	--	--	--	--	--
Total Current Assets	400,975	2,124,471	(352)	4,358	2,529,452
Non-Current Assets					
Restricted cash	--	17,348	--	--	17,348
SD Equity Partners LP investment	--	153,070	--	--	153,070
Certificates of deposit	--	767,235	--	--	767,235
Land held for development	--	4,751,609	--	--	4,751,609
Property and equipment, net	51,752	--	--	--	51,752
Note receivable - MAHI	--	--	--	--	--
Notes receivable, less current portion	--	931,492	--	--	931,492
Loan closing costs, less amortization	--	--	--	--	--
Total Non-Current Assets	51,752	6,620,754	--	--	6,672,506
Total Assets	$ 452,727	$ 8,745,225	$ (352)	$ 4,358	$ 9,201,958
Liabilities and Net Assets					
Current Liabilities					
Accounts payable	$ 4,941	$ 445,221	$ 1,661	$ 1,523	$ 453,346
Accrued wages	8,858	--	3,305	2,262	14,425
Accrued vacation	17,438	--	6,274	2,254	25,966
Total Current Liabilities	31,237	445,221	11,240	6,039	493,737
Long-Term Liabilities					
Notes payable, net of unamortized debt issuance costs	--	2,270,934	--	--	2,270,934
Total Long-Term Liabilities	--	2,270,934	--	--	2,270,934
Total Liabilities	31,237	2,716,155	11,240	6,039	2,764,671
Net Assets					
Net Assets (Deficit) without donor restrictions	421,490	--	(11,592)	(1,681)	408,217
Net Assets with donor restrictions	--	6,029,070	--	--	6,029,070
Total Net Assets	421,490	6,029,070	(11,592)	(1,681)	6,437,287
Total Liabilities and Net Assets	$ 452,727	$ 8,745,225	$ (352)	$ 4,358	$ 9,201,958

DRAFT

Mitchell Area Development Corporation

Combining Statement of Financial Position

September 30, 2024

	General	Economic Development	Dakota Heartland Development Association	Workforce Development	Total (Reviewed)
Assets					
Current Assets					
Cash and cash equivalents	$ 14,327	$ 2,500,628	$ 5,204	$ 21,941	$ 2,542,100
Current portion of notes receivable	--	59,806	--	--	59,806
Accounts receivable	--	--	--	95	95
Accrued interest	--	6,696	--	--	6,696
Prepaid expenses	--	--	--	2,012	2,012
Total Current Assets	14,327	2,567,130	5,204	24,048	2,610,709
Non-Current Assets					
Restricted cash	--	17,348	--	--	17,348
SD Equity Partners LP investment	--	153,070	--	--	153,070
Certificates of deposit	--	999,660	--	--	999,660
Property and equipment, net	53,714	1,250,708	1,800	4,732	1,310,954
Notes receivable, less current portion	--	451,308	--	--	451,308
Loan closing costs, less amortization	--	10,560	--	--	10,560
Total Non-Current Assets	53,714	2,882,654	1,800	4,732	2,942,900
Total Assets	$ 68,041	$ 5,449,784	$ 7,004	$ 28,780	$ 5,553,609
Liabilities and Net Assets					
Current Liabilities					
Accounts payable	$ 6,153	$ (1,000)	$ 1,599	$ 977	$ 7,729
Loan payable - (DHDA)	--	(10,000)	10,000	--	--
Accrued wages	8,360	--	2,941	1,815	13,116
Accrued vacation	11,165	--	10,081	2,028	23,274
Total Current Liabilities	25,678	(11,000)	24,621	4,820	44,119
Long-Term Liabilities					
Notes Payable	--	1,280,000	--	--	1,280,000
Total Long-Term Liabilities	--	1,280,000	--	--	1,280,000
Total Liabilities	25,678	1,269,000	24,621	4,820	1,324,119
Net Assets					
Net Assets without donor restrictions	42,363	--	(17,617)	23,960	48,706
Net Assets with donor restrictions	--	4,180,784	--	--	4,180,784
Total Net Assets	42,363	4,180,784	(17,617)	23,960	4,229,490
Total Liabilities and Net Assets	$ 68,041	$ 5,449,784	$ 7,004	$ 28,780	$ 5,553,609

DRAFT

Mitchell Area Development Corporation

Combining Statement of Activities

September 30, 2025

	General	Dakota Heartland Development Association	Workforce Development	Total Without Donor Restrictions	Economic Development With Donor Restrictions
Revenues					
City and county support	$ 188,250	$ 25,000	$ --	$ 213,250	$ --
Grants	449,079	8,500	--	457,579	2,135,807
Contributions	--	90,537	65,848	156,385	7,000
Interest income	3,718	8	--	3,726	43,194
Dues	41,578	--	--	41,578	--
SDEP income (loss)	--	--	--	--	--
Total Revenues	682,625	124,045	65,848	872,518	2,186,001
Net Assets Released from Restrictions:					
Satisfaction of Purpose Restriction	27,587	--	--	27,587	(27,587)
Expenses					
Administrative					
Salaries and wages	196,111	66,986	59,543	322,640	--
Professional fees	18,347	10	--	18,357	--
Health insurance	19,403	12,262	13,615	45,280	--
Payroll taxes	12,931	4,683	4,099	21,713	--
Telephone	9,187	4,228	5,023	18,438	--
Supplies	13,632	1,844	147	15,623	--
Rent	7,200	1,800	1,800	10,800	--
Retirement	4,429	1,807	1,093	7,329	--
Training	4,155	1,068	--	5,223	--
Depreciation	4,939	735	1,623	7,297	--
Total Administrative Expenses	290,334	95,423	86,943	472,700	--
Program services					
Dues and subscriptions	13,564	6,000	182	19,746	--
Travel and vehicle expense	4,840	10,543	36	15,419	--
Marketing and promotion	5,553	--	2,326	7,879	--
Workforce development	1,228	--	1,937	3,165	--
Postage and printing	3,771	3,156	52	6,979	--
Meetings and conferences	7,138	--	13	7,151	--
Website expense	3,657	25	--	3,682	--
Meals	--	2,873	--	2,873	--
Software renewals	1,000	--	--	1,000	--
Total Program Services Expenses	40,751	22,597	4,546	67,894	--
Support					
Grants to other organizations	--	--	--	--	83,397
Marketing and promotion	--	--	--	--	21,390
Workforce development	--	--	--	--	97,577
Interest expense	--	--	--	--	56,211
Depreciation	--	--	--	--	948
Professional fees	--	--	--	--	33,340
Insurance	--	--	--	--	3,428
Amortization	--	--	--	--	1,387
Miscellaneous	--	--	--	--	85
Dues and subscriptions	--	--	--	--	11,000
Training	--	--	--	--	1,365
Total Support Expenses	--	--	--	--	310,128
Total Expenses	331,085	118,020	91,489	540,594	310,128
Increase (Decrease) in Net Assets	379,127	6,025	(25,641)	359,511	1,848,286
Net Assets, Beginning of Year	42,363	(17,617)	23,960	48,706	4,180,784
Net Assets, End of Year	$ 421,490	$ (11,592)	$ (1,681)	$ 408,217	$ 6,029,070

DRAFT

Mitchell Area Development Corporation

Combining Statement of Activities

September 30, 2024

	General	Dakota Heartland Development Association	Workforce Development	Total Without Donor Restrictions	Economic Development With Donor Restrictions
Revenues					
City and county support	$ 177,000	$ 25,000	$ --	$ 202,000	$ --
Gain on sale of property	9,419	--	--	9,419	378,851
Grants	50,000	--	--	50,000	269,375
Contributions	--	74,302	61,757	136,059	--
Interest income	1,515	12	--	1,527	55,968
Building lease	--	--	--	--	56,042
Dues	45,591	--	--	45,591	--
SDEP income (loss)	--	--	--	--	(3,307)
Total Revenues	283,525	99,314	61,757	444,596	756,929
Net Assets Released from Restrictions:					
Satisfaction of Purpose Restriction	75,000	--	--	75,000	(75,000)
Expenses					
Administrative					
Salaries and wages	211,487	74,638	33,213	319,338	--
Professional fees	35,905	2,350	83	38,338	--
Health insurance	16,969	11,470	7,231	35,670	--
Payroll taxes	15,387	4,486	2,222	22,095	--
Telephone	6,427	3,490	3,944	13,861	--
Supplies	8,219	3,152	298	11,669	--
Rent	7,200	1,800	1,800	10,800	--
Retirement	5,585	1,694	703	7,982	--
Training	6,042	302	1,396	7,740	--
Depreciation	4,547	695	1,537	6,779	--
Moving allowance	1,600	--	--	1,600	--
Total Administrative Expenses	319,368	104,077	52,427	475,872	--
Program services					
Moving grants	--	--	--	--	50,000
Dues and subscriptions	9,777	6,000	51	15,828	--
Travel and vehicle expense	5,012	9,853	--	14,865	--
Marketing and promotion	8,321	--	1,251	9,572	--
Workforce development	4,443	--	4,488	8,931	--
Postage and printing	4,548	2,611	145	7,304	--
Meetings and conferences	4,569	755	99	5,423	--
Website expense	3,962	24	--	3,986	--
Meals	--	2,861	--	2,861	--
Software renewals	1,000	--	--	1,000	--
Total Program Services Expenses	41,632	22,104	6,034	69,770	50,000
Support					
Marketing and promotion	--	--	--	--	147,281
Workforce development	--	--	--	--	68,192
Property taxes	--	--	--	--	67,511
Interest expense	--	--	--	--	44,800
Depreciation	--	--	--	--	28,517
Professional fees	--	--	--	--	20,864
Property maintenance	--	--	--	--	5,699
Insurance	--	--	--	--	4,530
Amortization	--	--	--	--	1,280
Miscellaneous	--	--	--	--	29
Total Support Expenses	--	--	--	--	388,703
Total Expenses	361,000	126,181	58,461	545,642	438,703
Increase (Decrease) in Net Assets	(2,475)	(26,867)	3,296	(26,046)	243,226
Net Assets, Beginning of Year	44,838	9,250	20,664	74,752	3,937,558
Net Assets, End of Year	$ 42,363	$ (17,617)	$ 23,960	$ 48,706	$ 4,180,784

DRAFT

MITCHELL AREA DEVELOPMENT CORPORATION

2026-2027 GENERAL FUND BUDGET

REVENUE	2025-2026 Budget	Actual 6/30/2026	2026-2027 Budget
General Fund Revenue:			
Income - City Funds	$ 182,000	$ 136,500	$ 192,000
Income-Membership Dues	$ 42,564	$ 40,168	$ 41,373
Income - County Funds	$ 10,000	$ 5,000	$ 10,000
Income - Interest	$ 1,500	$ 1,800	$ 1,500
Income- Misc	$ -	$ -	$ 21,000
Transfer from Capital Funds	$ 75,000	$ 75,000	$ 75,000
Workforce Development Revenue:			
Income-Events	$ -	$ -	$ -
Income- Mitchell Development	$ 72,000	$ 72,000	$ 72,000
Total Revenue	**$ 383,064**	**$ 330,469**	**$ 412,873**
EXPENSES			
PERSONNEL EXPENSES			
Salaries	$ 200,000	$ 147,206	$ 209,000
Simple IRA Exp	$ 4,500	$ 3,201	$ 6,270
Payroll Tax Expense	$ 14,543	$ 9,521	$ 13,282
Insurance-Health & Disability & Life	$ 19,363	$ 12,535	$ 11,614
Training	$ 3,000	$ 2,050	$ 2,500
Travel-Meals-Auto	$ 5,000	$ 5,959	$ 6,000
Total Personnel Expenses	**$ 246,406**	**$ 180,471**	**$ 248,666**
COMMUNICATIONS EXPENSES			
Membership Software	$ 1,000	$ 1,303	$ 1,500
Postage & Printing & Newsletter	$ 3,500	$ 3,975	$ 4,000
Telephone	$ 8,500	$ 6,223	$ 8,500
Annual & Board Meeting Expense	$ 7,000	$ 3,740	$ 5,000
Memberships/Subscriptions	$ 9,000	$ 410	$ 9,000
Total Communications Expenses	**$ 29,000**	**$ 15,652**	**$ 28,000**
ADMINISTRATION/OFFICE EXPENSES			
Rent	$ 7,200	$ -	$ 7,200
Supplies	$ 7,000	$ 8,364	$ 8,500
Repairs & Maintenance	$ 500	$ 438	$ 500
Professional (legal, acctg & eng) Fees	$ 10,000	$ 17,692	$ 12,000
Miscellaneous Expense	$ 100	$ -	$ 100
Depreciation Expense	$ 6,563	$ 4,922	$ 6,563
Total Admin/Office Expenses	**$ 31,363**	**$ 31,416**	**$ 34,863**
MARKETING/PROGRAM EXPENSES			
Client Marketing & Development	$ 5,000	$ (2,630)	$ 26,000
Web Site Design, Maintenance & ISP	$ 3,500	$ 3,508	$ 4,000
Workforce Recruitment & Development	$ 6,000	$ 6,479	$ 6,500
Total Marketing/Program Expenses	**$ 14,500**	**$ 7,357**	**$ 36,500**
WORKFORCE DEVELOPMENT EXPENSES			
Salaries & Benefits	$ 53,000	$ 41,238	$ 56,000
Memberships & Subscriptions	$ 200	$ 21	$ 200
Telephone & Interent	$ 4,600	$ 3,780	$ 4,600
Proffessional Fees	$ 100	$ -	$ 100
Training	$ 500	$ -	$ 500
Travel & Meals	$ 500	$ -	$ 500
Supplies	$ 600	$ 416	$ 600
Office Rent	$ 1,800	$ -	$ 1,800
Total Workforce Development Expenses	**$ 61,300**	**$ 45,455**	**$ 64,300**
TOTAL EXPENSES	**$ 382,569**	**$ 280,350**	**$ 412,329**
NET REVENUES (EXPENSES)	**$ 495**	**$ 50,119**	**$ 544**

Mitchell Area Development Corporation
Board of Directors
2025-2026

OFFICERS

President.....Ryan Thompson
VicePresident..... Jeff McCormick
Treasurer.....Lee Anderson
Secretary/CEO.....Mike Lauritsen

TERM EXPIRES SEPT. 30, 2026

Jeff McCormick.....Partner, SPN & Associates (2023)
Hilary Rockwell.....CEO, Avera Queen of Peace Hospital (2023)

TERM EXPIRES SEPT. 30, 2027

Ryan Thompson.....GM/CEO, Santel Communications (2021, 2024)
Jacquelyn Johnson.....Advisor, DiceFinancial (2024)
Chad Glanzer.....President, Vantage Point (2021, 2024)
Lee Anderson.....VP Human Resources, Trail King Industries (2025)

TERM EXPIRES SEPT. 30, 2028

Nathan Smith.....Market President, CorTrust Bank (2026)
Ryan Boyd.....Boyd Financial (2026)
Lyndon Maas.....CFO, Muth Electric (2026)

Permanent Position Board Members:

Dr. Dan Kittle, President.....Dakota Wesleyan University
Dr. Joe Childs.....Superintendent, Mitchell School District
Thersa Kriese.....President, Mitchell Technical College

Ex-Officios

Jordan Hanson, Mayor, City of Mitchell
Stephanie Ellwein, Administrator, City of Mitchell
Ken Schlimgen, City Council
Karisa Hart, Chamber of Commerce Board President
John Claggett, County Commissioner

From: Elizabeth Luczak
To: Stephanie Ellwein
Cc: [redacted]
Subject: Mitchell Main Street and Beyond: FY2027 Subsidy Application
Date: Monday, July 27, 2026 2:28:07 PM
Attachments: image003.png
1. 2027 MMSB Subsidy Cover Letter.pdf
2. Subsidy Funding Application for FY2027- MMSB 7.27.2026.pdf
3. MMSB Filed 2025 Tax Form 990.pdf
4. MMSB Board of Directors July 2026.pdf
5. MMSB FY2027 Proposed Budget.pdf
6. June Financial Report FY2026.pdf
7. FY25 End of Year Financials.pdf

Greetings,

On behalf of Mitchell Main Street & Beyond (MMSB), I am pleased to submit our FY2027 Subsidy Application for your consideration.

Mitchell Main Street & Beyond remains committed to enhancing the vitality of downtown Mitchell through community engagement, placemaking, business support, tourism promotion, and economic development initiatives.
Over the past year, MMSB has continued to build upon its mission by organizing community and retail events, supporting downtown businesses, fostering public-private partnerships, and creating experiences that encourage residents and visitors to spend time in our historic downtown district.

FY2025 and FY2026 have demonstrated the positive impact that strategic investments can have on our community. Increased event attendance, successful downtown programming, continued public art initiatives, the completion of key downtown infrastructure improvements, and the ongoing success of the BID #3 Program have all contributed to a more vibrant and economically resilient downtown Mitchell.

The funding requested through this application will help MMSB continue delivering community and retail events that attract visitors, support local businesses, activate public spaces, and strengthen community pride. These efforts directly align with MMSB Goal #8 and support the objectives outlined in the City of Mitchell's Forward 2040 Community Vision and Strategic Action Plan. As a small nonprofit organization, MMSB works diligently to maximize every dollar invested in our programs and events. Through sponsorships, partnerships, volunteer support, and strategic collaborations, we leverage public funding to create meaningful community impact and economic benefits that extend well beyond downtown Mitchell.

We appreciate the City's continued partnership and investment in initiatives that strengthen our community. Thank you for your time, consideration, and support of Mitchell Main Street & Beyond. We look forward to continuing our work with the City of Mitchell to make Mitchell a destination that is truly Outside of Expectations.

I am happy to answer any questions. Thank you for your time and consideration.

Respectfully,

Mitchell Main Street and Beyond
601 North Main Street | Mitchell, SD 57301
Phone: 605-990-4500 | Fax: 605-996-8273
MitchellMainStreet.com

July 01, 2026

To: Mitchell City Council

Subject: 2027 Subsidy Funding Application for Mitchell Main Street & Beyond

Dear City of Mitchell Representatives:

On behalf of Mitchell Main Street & Beyond (MMSB), I am pleased to submit our FY2027 Subsidy Application for your consideration.

Mitchell Main Street & Beyond remains committed to enhancing the vitality of downtown Mitchell through community engagement, placemaking, business support, tourism promotion, and economic development initiatives. Over the past year, MMSB has continued to build upon its mission by organizing community and retail events, supporting downtown businesses, fostering public-private partnerships, and creating experiences that encourage residents and visitors to spend time in our historic downtown district.

FY2025 and FY2026 have demonstrated the positive impact that strategic investments can have on our community. Increased event attendance, successful downtown programming, continued public art initiatives, the completion of key downtown infrastructure improvements, and the ongoing success of the BID #3 Program have all contributed to a more vibrant and economically resilient downtown Mitchell.

The funding requested through this application will help MMSB continue delivering community and retail events that attract visitors, support local businesses, activate public spaces, and strengthen community pride. These efforts directly align with MMSB Goal #8 and support the objectives outlined in the City of Mitchell's Forward 2040 Community Vision and Strategic Action Plan.

As a small nonprofit organization, MMSB works diligently to maximize every dollar invested in our programs and events. Through sponsorships, partnerships, volunteer support, and strategic collaborations, we leverage public funding to create meaningful community impact and economic benefits that extend well beyond downtown Mitchell.

We appreciate the City's continued partnership and investment in initiatives that strengthen our community. Thank you for your time, consideration, and support of Mitchell Main Street & Beyond. We look forward to continuing our work with the City of Mitchell to make Mitchell a destination that is truly *Outside of Expectations.*

Respectfully,

Elizabeth M. Luczak

Elizabeth M. Luczak
Executive Director | MMS&B
Mitchell Main Street & Beyond
[redacted]

APPLICATION FOR 2027 SUBSIDY OF CITY FUNDS

Applicant: Mitchell Main Street and Beyond

Address: 601 N Main Street – Mitchell, SD 57301

Telephone: 6[redacted]

Contact (individual responsible for the project):

Name: Elizabeth M. Luczak

Title: Executive Director

Address: [redacted]

Telephone: 6[redacted]

Email: [redacted]

Applicant is:

- ☒ **nonprofit organization**
- ☐ **government agency**
- ☐ **for-profit business**
- ☐ **an individual**
- ☐ **other** Click or tap here to enter text.

Amount Requested: $ 55,000.00

1. **Subsidy Intended Use:** What (specifically) will the subsidy be used for, and what is the public benefit?

The $55,000 subsidy request for FY2027 will allow Mitchell Main Street & Beyond to continue expanding and enhancing free community events, retail promotions, and downtown experiences that bring people together while strengthening Mitchell's economy. Our events are more than entertainment, they create opportunities for families, residents, visitors, and businesses to connect, celebrate, and invest in the future of our community.

As Mitchell continues to grow, so do the opportunities to create memorable experiences that make our community an even better place to live, work, and visit. Through our continued partnership with the City of Mitchell, we can build upon the momentum of previous years by growing existing events, introducing new community experiences, and further activating our historic downtown as the heart of our city. Together, Mitchell Main Street & Beyond, the City of Mitchell, local businesses, volunteers, and community partners are creating a stronger, more vibrant Mitchell for generations to come.

Community Benefits

Economic Growth
Community events play a vital role in strengthening Mitchell's local economy by increasing foot traffic and creating new opportunities for downtown businesses. Retailers, restaurants, food trucks, vendors, service providers, and nonprofit organizations all benefit from increased visibility, customer engagement, and sales. These events encourage residents and visitors alike to shop local, dine local, and invest in Mitchell.

Tourism & Community Visibility
Mitchell's signature events continue to attract visitors from across South Dakota and neighboring states, positioning our community as a welcoming destination year-round. Events such as 1st Fridays on Main, Memorial Weekend in Mitchell, Oktoberfest, Parade of Lights, Ladies Day Out, and the Restaurant Rumble showcase the unique character of our downtown while encouraging repeat visits. Mitchell Main Street & Beyond also partners closely with the Convention & Visitors Bureau to promote tourism, strengthen downtown marketing efforts, and continue expanding the Downtown Artwalk and other attractions that enhance both the visitor and resident experience.

Community Pride & Civic Engagement
Our free events create opportunities for residents of all ages to volunteer, participate, and become actively involved in shaping their community. Whether someone is a Mitchell Main Street & Beyond member, local business owner, nonprofit organization, or first time volunteer, everyone has an opportunity to contribute to the success of our community and help make Mitchell an even better place to call home.

Culture, Arts & Quality of Life
Mitchell Main Street & Beyond celebrates the unique character of our community by offering live music, local entertainment, diverse food options, family activities, community celebrations, and public art experiences. Looking ahead, we plan to continue expanding the Downtown Artwalk while adding new art installations and experiences that celebrate Mitchell's agricultural heritage, history, and South Dakota culture.

Partnerships Strengthen Mitchell
The continued collaboration between Mitchell Main Street & Beyond, the City of Mitchell, local businesses, nonprofit organizations, volunteers, and community partners demonstrate the power of working together toward a common goal. By sharing resources, ideas, and community support, we can maximize public

investment while delivering high-quality events and programs that benefit everyone. Together, we truly embody our motto: "Stronger Together & Community Strong".

Growing & Revitalizing Downtown
Hosting events in Mitchell's historic downtown continues to stimulate investment, encourage beautification, support business growth, and create a welcoming atmosphere for residents and visitors alike. As Mitchell grows, these events help ensure downtown remains a vibrant gathering place where businesses can thrive, families can create memories, and community pride continues to flourish.

Looking Forward
The FY2027 subsidy investment will help Mitchell Main Street & Beyond continue growing community events that strengthen our local economy, support small businesses, attract visitors, encourage civic engagement, and enhance the quality of life for everyone who calls Mitchell home. Together, we are not simply hosting events, instead we are building a stronger downtown, a stronger economy, and a stronger Mitchell.

A. Advertising: If any portion of the subsidy will be used for advertising, please provide the analytics for the advertising dollars spent in previous years, and an itemization of where the advertising dollars will be spent with the subsidy funds.

Advertising dollars are allocated across local newspapers and local radio stations to maximize community outreach. In addition, we utilize targeted Facebook advertising and boosted posts to expand our reach beyond Mitchell, attracting visitors from surrounding communities and helping generate additional tourism and economic activity that brings external revenue dollars into Mitchell.

For FY2027, Mitchell Main Street & Beyond anticipates investing approximately $5,000 in event marketing and promotion. These efforts are intended to increase event attendance, support local businesses, enhance community engagement, and attract visitors who contribute to Mitchell's local economy.

B. Wages: If any portion of the subsidy will be used for wages, please list the positions funded and what percentage of the wage the subsidy covers. Please include job descriptions and wages for the positions funded by the subsidy.

No, the FY 2026 Subsidy Funding Request does not pay the wages of the Mitchell Main Street and Beyond staff.

2. Goals: Describe measurable goals that you intend to accomplish in the next year that are directly funded by the subsidy and describe how you will measure your performance towards those goals.

Goal # 8 of 10 MMSB Goals for FY 2027

"*Organize a variety of events to boost community engagement and have a positive economic impact on the City of Mitchell & Main Street.*"

- **1st Friday on Main (5 events)**
  - *Measurable Goal:* Attract 2,000+ attendees per event, provide live music, food trucks, vendors, and create a space for the community to gather & celebrate.
  - *Measurable Goal:* Bring in 2 New Bands.
  - *Measurable Goal:* Burger Dash Run during 1st Friday's on Main.
- **Saint Patty's Weekend Extravaganza & Pub Crawl**
  - *Measurable Goal:* Partner with 5+ local bars/restaurants and achieve 150+ participants.
  - *Measurable Goal:* Work with local bars/restaurants to have activities at their locations.
- **Restaurant Rumbles (4-6 events)**
  - *Measurable Goal:* Feature 6-10 local eateries per event and create a ROI Fun Fact sheet for each event.
- **2nd Saturdays (5 events)**
  - *Measurable Goal:* Engage 5+ downtown business owners to have sidewalk sales, live music, and art interactions.
- **Memorial Weekend in Mitchell**
  - *Measurable Goal:* Collaborate with 10 + BBQ Teams, cook over 4,500 pork rib bones, and have 5,000+ in attendance.
  - *Measurable Goal:* Over 75 vehicles in Show & Shine with Family Fun Zone.
  - *Measurable Goal:* Maintain the Movement for Mental Health Run/Walk.
  - *Measurable Goal:* Bring one additional activity to the event.
- **Ladies Day Out (2 events)**
  - *Measurable Goal:* Engage 30+ retailers and have over 1,500+ entries per event.
- **Oktoberfest and 301 Rodz & Ridz**
  - *Measurable Goal:* Feature 5 German festival games, wennier dog races, and attract 5,000+ attendees.
  - *Measurable Goal:* Line Main Street from 1st Ave to 7th Ave with Show & Shine vehicles with partnership with 301 Rodz.
- **Downtown Trick-or-Treat**

- *Measurable Goal:* Involve 7 blocks businesses handing out treats for children and families.
- *Measurable Goal:* Costume Dash
- *Measurable Goal:* Incorporate a Trunk or Treat in Main Street Parking lot.

- **Parade of Lights**
  - *Measurable Goal:* Register 40+ parade entries and a full Main Street of spectators.
- **Crazy Days**
  - *Measurable Goal:* Support 35+ retailers with Crazy Dayz sales on Main Street & Beyond.
- **25 Days of Christmas**
  - *Measurable Goal:* Attempt to do the 50 business in 25 Days of Christmas like FY2026.
- **Christmas Shopping for Kids**
  - *Measurable Goal:* Serve 250+ children with gifts from 8+ local vendors while celebrating the 33 years of tradition.
- **7 Days of Valentines**
  - *Measurable Goal:* Promote 14 businesses with special themed giveaways.
- **Holiday Open House & Hot Cocoa Crawl**
  - *Measurable Goal:* Involve 5+ businesses and attract 100+ participants.
- **'Wrap' It Up Weekend**
  - *Measurable Goal:* Promote social media for downtown business owners to increase sales final weekend before the holiday season.
- **Small Business Promos**
  - *Measurable Goal:* Continue FY2026 Promos on "Women in Business", "Men in Business", and "Proud to be a Small Business Owner".
  - *Measurable Goal:* Dakotafest Saving Booklet with 25+ vendors listed.

A. Previous Subsidy Goals/Performance: If you received a subsidy in previous years, please provide the most recent goal and performance measure of that goals for the previous year subsidy.

Goal # 8 of 10 MMSB Goals for FY 2026.

"*Organize a variety of events to boost community engagement and have a positive economic impact on the City of Mitchell & Main Street."*

- **1st Friday on Main (5 events)**
  - *Measurable Goal:* Attract 2,000+ attendees per event, provide live music, food trucks, vendors, and create a space for the community to gather & celebrate.
    - ***1st Friday's on Main | 05/01/2026 | ~ 1,500 participants | 34 Vendors | Traditional Activities***
      - Using a conservative estimate of $20 in spending per attendee, the event generated approximately **$30,000** in direct economic impact. While industry standards often use $30 per attendee (an estimated $45,000 impact), Mitchell Main Street & Beyond selected the lower estimate due to Mitchell's lower cost of living, including local fuel and food prices, as well as the fact that the majority of event activities are offered free of charge, resulting in lower average spending per attendee for this May event.
    - ***1st Friday's on Main | 06/05/2026 | ~ 2,000 participants | 38 Vendors | Traditional Activities***
      - Using a conservative estimate of $25 in spending per attendee, the event generated approximately **$50,000** in direct economic impact. While industry standards often use $30 per attendee (an estimated $60,000 impact), Mitchell Main Street & Beyond selected the lower estimate due to Mitchell's lower cost of living, including local fuel and food prices, as well as the fact that the majority of event activities are offered free of charge, resulting in lower average spending per attendee, but there were 5 local fundraisers happening resulting in the increase from $20 per attendee (May) to $25 per attendee (June).
    - ***1st Friday's on Main | 07/03/2026 | ~2,500 | 23 Vendors | 48 Show & Shine***
      - This 1st Fridays on Main was truly amazing. The Fire Hydrant Party was a success and we hope to see it back next year on July 2nd, 2026. The Show & Shine was also a record break for 1st Friday's on Main event. Over 50 kids decorate their bikes red, white, and blue. Couples were also dancing by the stage with Layton Lee Band.
      - Using a conservative estimate of $25 in spending per attendee, the event generated approximately **$50,000** in direct economic impact. While industry standards often use $30 per attendee (an estimated $60,000 impact), Mitchell Main Street & Beyond selected the lower estimate due to Mitchell's lower cost of living, including local fuel and food prices, as well as the fact that the majority of event activities are offered free of charge, resulting in lower average spending per attendee.

- **Saint Patty's Weekend Extravaganza & Pub Crawl**
  - *Measurable Goal:* Partner with 5+ local bars/restaurants and achieve 150+ participants.

- Saint Patty's Weekend Extravaganza | 7 Bars | 92 Souvenir Cups Sold | 200 through the door | Bar owners reported back full bars all evening long.

- **Restaurant Rumbles (6 events)**
  - *Measurable Goal:* Feature 6-10 local eateries per event and create a ROI Fun Fact sheet for each event.
    - Burger Battle | Length: 31 Days | 9 Local Restaurants | 3,214 reported Orders x $25.00 per Order = $80, 350.00 Economic Impact
    - Wingapalooza | 31 Days | 11 Local Restaurants | 2,011 reported Orders x $25 = $50, 275 Economic Impact
    - May Dessert Rumble | 31 Days | 14 Businesses | 648 reported Orders x $15 = $9,720 economic impact
    - Mitchell Beverage Bash | October 2026
    - Holiday Treat Rumble | December 2026
    - *Restaurant Owners spoke up and requested fewer rumbles in 2026. FY25 was too many for the industry to handle in Mitchell.
- **2nd Saturdays (3 events)**
  - *Measurable Goal:* Engage 5+ downtown business owners to have sidewalk sales, live music, and art interactions.
    - 2nd Saturday's | 1 Day | Windy Day resulting in no sidewalk sales, but 7 in-store promos
    - 2nd Saturday's | 1 Day | Hot Day resulting in no sidewalk sales, but 4 in-store promos
    - 2nd Saturday | Great combo with Crazy Dayz. Side Walk Sales and more!
    - 2nd Saturday | August 8th
    - Many expressed challenges with traditional sidewalk sales due to modern retail operations, staffing demands, and concerns regarding shoplifting. Business owners also advocated for reducing outside vendor participation during these promotions in order to encourage customers to visit and shop directly within local storefronts.
- **Woolworth's Caramel Apples (2 Events)**
  - *Measurable Goal:* Distribute 3,500 + traditional Woolworth's Caramel Apples. Raise $6,000+ for the Carnegie Resource Center.

- After evaluating organizational priorities and staff capacity, the Mitchell Main Street & Beyond Board of Directors determined that limited staff resources would be better allocated toward retail events, promotions, and community engagement efforts that benefit a broader segment of the business community. With the continued growth and success of FY2025 and FY2026 event programming, the substantial time required to coordinate the Woolworth's Caramel Apple program can be redirected toward initiatives that drive increased customer traffic, support local businesses, and create a greater overall economic impact for Downtown Mitchell.

- This decision does not diminish Mitchell Main Street & Beyond's appreciation for the historical significance of the Woolworth's Caramel Apple tradition or the important work of the Carnegie Resource Center in preserving Mitchell's history. Mitchell Main Street & Beyond remains committed to supporting the Carnegie Resource Center and its efforts to keep our community's heritage alive and will continue to assist in promoting and supporting its fundraising initiatives whenever possible.

- The MMSB Board of Directors has also allocated the $1,000 towards the Woolworth's Caramel Apple marketing efforts, if that committee decides to continue the tradition.

- **Memorial Weekend in Mitchell**
  - *Measurable Goal:* Collaborate with 10 + BBQ Teams, cook over 4,500 pork rib bones, and have 5,000+ in attendance.
    - Memorial Weekend in Mitchell | 1 Day | 10 Teams | Cooked 4,872 Rib Bones | ~3,500 participants | Traditional Events & New Events for 25 Year Celebration
      - Using a conservative estimate of $25 in spending per attendee, the event generated approximately $87,500 in direct economic impact. While industry standards often use $45 per attendee (an estimated $157,500 impact), Mitchell Main Street & Beyond selected the lower estimate due to Mitchell's lower cost of living, including local fuel and food prices, as well as the fact that the majority of event activities are offered free of charge, resulting in lower average spending per attendee.
      - Mitchell High School's graduation weekend coincided with the event in FY2026, and we experienced a noticeable impact on attendance and participation as many families and community members were engaged

in graduation related activities. This also prevented 4 other BBQ Teams from competition in FY2026.

- *Measurable Goal:* Over 75 vehicles in Show & Shine with Family Fun Zone.
  - 78 Total Vehicles in Show & Shine.
  - Free Family Fun Zone included: Kid Games, Inflatables, Touch A Truck, Facepainting, Twin River Old Iron Association, Kid Pedal Pull, Ice Cream, National Guard Archery Tag, and Movement Health Run.

- **Ladies Day Out (2 events)**
  - *Measurable Goal:* Engage 30+ retailers and have over 1,500+ entries per event.
    - Spring Ladies Day Out | 1 Day | 45 Participating Businesses | 1,111 Entries x $25 = $27,775 Economic Impact
      - Local sports teams were traveling away in FY26 verse local sports were home in FY25.
    - Fall Spring Ladies Day Out | October 3rd

- **Oktoberfest and 301 Rodz & Ridz**
  - *Measurable Goal:* Feature 5 German festival games, wennier dog races, and attract 5,000+ attendees.
  - *Measurable Goal:* Line Main Street from 1st Ave to 7th Ave with Show & Shine vehicles with partnership with 301 Rodz.
    - Date is set for September 19th.
- **Downtown Trick-or-Treat**
  - *Measurable Goal:* Involve 7 blocks businesses handing out treats for children and families.
    - Date is set for October 31st.
- **Parade of Lights**
  - *Measurable Goal:* Register 40+ parade entries and a full Main Street of spectators.
    - Date is set for December 1st.
- **Crazy Days**
  - *Measurable Goal:* Support 25+ retailers with Crazy Dayz sales on Main Street.

- Incredible turn out. Over 47 participating businesses. Side walk sales. Foot traffic was great on both days! Saturday afternoon did slow down due to heat.
- Business Owners also took crazy photos to help promo the event.

- **25 Days of Christmas**
  - *Measurable Goal:* Work with 25 retailers to promote holiday deals to social media with each retailer receiving 10,00 views minimum.
    - Updated goal is to 50 businesses in 25 Days. Set to start on November 16th.
- **Christmas Shopping for Kids**
  - *Measurable Goal:* Serve 500+ children with gifts from 8+ local vendors while celebrating the 32 years of tradition.
    - Date is set for December 5th.
- **7 Days of Valentines**
  - *Measurable Goal:* Promote 14 businesses with special themed giveaways.
    - Great social media turn out where we partnered local business together for downtown date nights. Total views 81,776. Average view 11,682
- **Holiday Open House & Hot Cocoa Crawl**
  - *Measurable Goal:* Involve 5+ businesses and attract 100+ participants.
    - Date is set for November 7th
- **'Wrap' It Up Weekend**
  - *Measurable Goal:* Promote social media for downtown business owners to increase sales final weekend before the holiday season.
    - Date is set for December 20-22nd.

3. Measurement: What will the subsidy requested accomplish for the City of Mitchell? How will you measure the benefit to the public? (Please list the specific actions & measurable results.) How do these measurable goals align with City priorities? (The measurement has to be tied to the subsidy and cannot include inflation driven numbers.)

Mitchell Main Street & Beyond's FY2027 subsidy request supports a vibrant series of downtown community and retail events designed to increase foot traffic, strengthen small business activity, and foster meaningful community connections. These efforts play an important role in the continued revitalization of Mitchell's historic Main Street.

This request directly supports MMSB Goal #8 and aligns with the City of Mitchell's Forward 2040

Community Vision and Strategic Action Plan by activating public spaces, promoting placemaking, encouraging community engagement, and contributing to a vibrant and economically resilient downtown district.

MMSB Goals #8:
"Organize a variety of events to boost community engagement and have a positive economic impact on the City of Mitchell and Main Street."

Through strategic event programming, MMSB works to enhance quality of life, celebrate local culture, and create economic opportunities for downtown businesses.

Alignment with Forward 2040 and Downtown Revitalization
MMSB events help advance the City's vision by:

- Activating public spaces and creating vibrant gathering places.
- Increasing foot traffic and visitation to downtown businesses.
- Supporting local businesses through direct economic engagement and promotion.
- Celebrating Mitchell's unique culture, heritage, and community identity.
- Encouraging community participation and civic pride.
- Attracting visitors from outside the community, generating additional economic activity
- Encouraging repeat visitation and long-term investment in the downtown district.

FY2027 Measurable Impact Goals

Please reference the measurable goals outlined in Question #2 of the FY2027 Subsidy Application. These goals establish the benchmarks MMSB will use to evaluate the success of its community engagement, economic development, tourism, and downtown revitalization efforts throughout the fiscal year.

By aligning its event programming with Forward 2040 priorities and the measurable objectives identified in Question #2, MMSB continues to serve as a catalyst for community engagement, placemaking, tourism, and economic vitality in downtown Mitchell and beyond.

4. Previous Subsidy: If you received a subsidy last year, please itemize how the dollars were spent, provide the goal you established for the subsidy, and the measurements that were used to assess the success of the goal. Was the goal obtained? Why or why not?

Itemized Budget Reference – FY 2025 For a detailed breakdown of expenses, please refer to the **FY 2025 Mitchell Main Street & Beyond budget** included in the original application.

Event Expenses + Insurance + Printing/Copying + Supplies = Event Expenses. The expenses associated with the Art Walk were not included, as those costs were funded through sources other than subsidy funds. While MMSB concluded FY2025 with a positive net balance, a portion of those funds has been designated and reserved specifically for future Downtown Art Walk projects and related initiatives.

- **FY 2025 Subsidy Funding Received:** $45,000
- **Total Event Expenses as of 12.31.2025 for FY2025:** $51,816.51

Here was our goal on the *2025 Subsidy Application Goal Question #7:*

  - Mitchell's Main Street Revitalization Efforts: Progress and Future Plans. Our revitalization efforts are gaining momentum and support. One of the many goals is to continue to elevate the Main Street intersections at 5th Ave, 3rd Ave and Railroad. With plans to complete Main Street intersections at 2nd & 4th Ave streetscape improvements in 2025! The partnership between building owners and our organization is an integral part of our commitment to revitalizing Main Street. We understand that promises and plans have been made, and we are dedicated to following through on these commitments in a timely manner. To achieve this objective, we are promoting and managing the BID#3 Tax Grant system and Revolving Loan Program. With continued support, we look forward to elevating our current events while growing a few new downtown features and artistic installations. Our partnership with the community entities, members, and other stakeholders will continue to expand as we gain momentum and community spirit.

End-of-Year Goals Analysis

Yes, MMSB successfully met its primary goals for FY2025 and made significant progress toward enhancing the vitality and appeal of downtown Mitchell.

- One of the most notable accomplishments was the completion of the Main Street intersection renovation project, which improved the appearance, functionality, and overall visitor experience within the downtown district. In addition, the BID #3 Program was approved for an additional seven-year term, providing continued support and investment opportunities for downtown businesses. The program has been well received, and business owners have expressed strong appreciation for the grant opportunities and resources it provides.

- MMSB also continued to strengthen its community event programming throughout FY2025. Attendance at downtown events increased, community participation remained strong, and events continued to serve as an important tool for attracting visitors, supporting local businesses, and creating positive experiences for residents and guests alike.

- Another significant milestone was the installation of *Hope*, a new public art sculpture that further enhances downtown placemaking efforts. The success of public art initiatives has encouraged additional private investment, with several downtown building owners beginning to incorporate artwork and creative improvements into their own properties. This growing

interest demonstrates the positive influence that placemaking and beautification efforts can have on the overall downtown environment.

- Overall, FY2025 was a highly successful year for Mitchell Main Street & Beyond. Through strategic partnerships, community engagement, economic development initiatives, event programming, and placemaking projects, MMSB continued to advance its mission of creating a vibrant, welcoming, and economically resilient downtown district. The organization is proud of the progress achieved and looks forward to building on this momentum in FY2026 and beyond.

5. Competition: Does your organization compete or provide a service that private enterprise is currently providing? If your entity is competing, why is the subsidy necessary for your organization?

Mitchell Main Street & Beyond is a non-profit community development organization whose mission is to strengthen downtown, support local businesses, and provide public benefit with no self gain. We organize events, those events are designed to drive customers to private businesses, not compete with them.

6. Subsidy as a percent of income: What is the subsidy/income % for your organization? Please provide documentation as to how you calculated this percentage. *If your subsidy exceeds 50% your financials are required to be made available publicly as part of the subsidy process.*

Please reference FY 2027 MMSB Budget for detailed breakdown of estimated operating budget in 2027.

FY 27 Operating Budget: 121,300.00
FY 27 Subsidy Request: 55,000.00

55,000.00 / 121,300.00 = 0.4534

Total FY 2027 Subsidy Request is 45.3% of our operating budget.

7. Please list all sources of private investment or contributions aside from your subsidy request.

Community Partnerships & Sponsorship Support
At Mitchell Main Street & Beyond, we are proud to partner with businesses, organizations, and individuals who share our passion for building a stronger, more vibrant community. Whether through financial contributions, event sponsorships, volunteerism, or in-kind donations, every investment, large or small, helps bring our downtown to life.

From the colorful flower baskets that enhance Main Street to public art, community celebrations, and

family-friendly events, these partnerships make it possible to create welcoming spaces and memorable experiences for residents and visitors alike.

We are sincerely grateful to our sponsors and community partners for their continued generosity. Their support helps sustain our organization, expand community programming, enhance downtown beautification, and strengthen Mitchell's local economy. More than financial support, these partnerships represent a shared commitment to community pride, collaboration, and creating opportunities that benefit everyone.

At Mitchell Main Street & Beyond, we believe in working together to accomplish more than any one organization could achieve alone. Our partnerships with businesses, nonprofits, volunteers, and the City of Mitchell demonstrate that we are truly Stronger Together.

We recognize that sponsorships, donations, and in-kind contributions naturally vary from year to year. While it is impossible to predict the exact level of support we will receive during FY2027, we remain optimistic that our valued partners will continue investing in our mission while welcoming new businesses and community supporters to join us.

From January 1st, 2026 through June 30th, 2026, received an estimated $80,650 in combined community support through sponsorships, donations, in-kind contributions, volunteer support, event materials, banners, promotional items, supplies, and other resources. This remarkable level of community investment reflects the confidence our partners have in our mission and the positive impact these collaborative efforts have on downtown Mitchell.

The following provides a snapshot of the community sponsorship, donations and support received since January 1, 2026.

Adamo's
Agtegra Cooperative
AJ Management
BankWest of Mitchell
Big Dummy's Bar
Blarneys
Bradley's Pub & Grille
Bread & Vine Bistro
Break Time Portables
Bullseye & Birdies
CarQuest of Mitchell
CJs
Coborn's
Coco Cola
County Fair Food Store
Culvers
David Schelske Agency
DesignArc Group
Dick's Body Shop
Doug's Custom Paint & Body
Miedema Sanitation
Miller Lite
Mitchell Area Sports Authority
Mitchell Radio Group
Mitchell Republic
Moodren Woodmen
Moose Lodge
Mud to Heals
Nedved Media
Office Advantage
Paulson Air
Plains Commerce Bank
Puetz Design & Build
Ron's Bike Shop
S&M Printing
Salt & Light
SD Mud Racers
SDMRI
Slumberland Furniture
Swanny's Engines and Machine

East River Exteriors
Einstein's
Elite Renovations
Healing Oasis
Iverson Auto
Klock Werks
Larry's I-90
Lee's Red Barn
Masonic Hall
McLeod's Printing
Mettler Implement
Meyers Oil Co
Michelle Mad Batter
The Depot Pub & Grill
The Vault Co.
The Vault Co.
The Window Shop
The World's Only Corn Palace
Thirsty's Bar
Titan Machinery
TMA
Tracy's Paint & Body
Twin Dragon
WholeStone Farms

Mitchell Main Street & Beyond membership is currently at 140 active members and growing, each contributing $150 annually for a 12-month membership. We also started offering new business 6 months free to help them get rooted into the Mitchell community. This number naturally fluctuates as small businesses open, grow, or close their doors, reflecting the real challenges many local entrepreneurs face. MMSB Family of FY2026:

1. 401 Create by LifeQuest
2. 412 Investments LLC
3. A.C.T. (Area Community Theatre)
4. Adamo Properties
5. AJ Management
6. Alvine Law Firm
7. Andy's Food Truck
8. Anytime Fitness
9. Arose Entertainment LLC
10. Atomik Komics
11. Avera Queen of Peace Hospital
12. B&G Milkyway
13. Badlands Belly Buster
14. Beukelman & Associates Inc. - American Family Insurance
15. Big Daddy D's
16. Big Dummy's Bar & Grill
17. Boyd Financial Services
18. Bradley's Pub & Grille
19. Bread and Vine Bistro LLC
20. Bullseye & Birdies
21. C.O. Textiles
22. Carlon & Millar Prof. LLC
23. Carnegie Resource Center
24. Cell Phone Repair Pro
25. Cherrybee's Floral & Gifts

26. Ciavarella Design
27. City of Mitchell
28. CJ's Bar & Casino
29. Coborn's Inc.
30. Coca Cola Bottling Co.
31. Corn Palace Gift Shop
32. CorTrust Bank
33. County Fair Food Store
34. Craig Ryans
35. Crane Reality
36. Culver's
37. Dakota Home LLC
38. DesignArc Group
39. Dice Financial Services Group
40. Donut Department
41. Downtown First United Methodist Church
42. Dr. Lucky's Bar & Grill
43. East River Exteriors
44. Ed's Pet World
45. Einstein's Vintage
46. Elite Renovations
47. EXIT Prime Realty & EXIT Realty Mitchell
48. Fire Protection Solutions
49. First Dakota National Bank
50. Floor Tec
51. Floor to Ceiling Interior Design Showroom
52. FNBO
53. Geyermans Clothing Company
54. Glik's
55. Gotcha Covered of Eastern South Dakota
56. Graham Tire & Automotive
57. Hard Drive Central & Office Advantage
58. Harper Mae's
59. Hiles Automotive
60. Hungry Dog
61. Innovative Systems L.L.C.
62. Iverson Auto Group
63. Jerry Carey Travel
64. Jones Supplies
65. Klock Werks
66. Krohmer Plumbing
67. Lee's Red Barn
68. Little Caesers
69. Mabee Eye Clinic
70. Mad Garage

71. Make It Mine Designs
72. Masonic Building Association
73. Mayhem Marketplace
74. McLeod's Printing & Office Supply
75. Michelle's Mad Batter
76. Miedema Sanitation, Inc.
77. Missouri Valley Placement
78. Mitchell Area Chamber of Commerce
79. Mitchell Area Development Corporation
80. Mitchell Convention Visitors Bureau
81. Mitchell Main Street & Beyond
82. Mitchell Media Group
83. Mitchell Moose Lodge 875
84. Mitchell Republic
85. Mitchell Telecom
86. Morgan Law LLC
87. Morgan Theeler Law
88. Mueller Lumber Company
89. Nedved Media, LLC
90. Nepstad's Flowers & Gifts
91. Northwestern Mutual
92. Odyssey Luxury 5 Cinemas
93. Office Advantage
94. Oh My Carpet
95. Optimal Tan & Wellness
96. Palace City Brewing
97. Papa Murphy's Pizza
98. Plains Commerce Bank
99. Porter Distributing
100. Priority Plumbing & Heating LLC
101. Puetz Design+Build
102. Q Jewerly
103. RCC Community Closet
104. Ron's Bicycle & Locksmith Shop
105. S & M Printing, Inc
106. Salvation Army
107. Sanford Health Mitchell
108. Scotty D BBQ
109. Schroeder's Snak Shak
110. Shafer Memorials
111. Shear Perfections Pet Salon
112. Shenanigans Tattoo Company
113. Shoe Sensation
114. Slumberland
115. SoDak Kyokushin Karate

116. Stifel Nicolaus
117. Studio Aria Custom Framing
118. Sun Gold Sports LLC
119. Tabacco & Vape
120. Tailored To You Medical Aesthetics Clinic
121. The Collective
122. The Cowpoke Cafe
123. The Depot
124. The Diamond Store
125. The Guild Hall
126. The Healing Oasis
127. The Hot Spot
128. The Mitchell Prehistoric Indigenous Archaeological Site
129. The Pin Cushion
130. The Tumbleweed
131. The Vault Clothing Co.
132. The Window Shop
133. The World's Only Corn Palace
134. The World's Only Corn Palace Gift Shop
135. Thune's True Value
136. Triple Play Pawn
137. VFW Post 2750
138. VintageVOGUE Creative House + Home
139. Ymker Greenhouse
140. Your Shop

8. Do you receive any federal funding. If so, how much is received and from what source?

No, Mitchell Main Street & Beyond does not receive any federal funding.

Thank you for your consideration of Mitchell Main Street & Beyond's FY2027 subsidy request. We appreciate the City's continued partnership and investment in community engagement, downtown revitalization, and economic development. With your support, we look forward to building on our successes, creating new opportunities for residents and visitors, and continuing to make Mitchell a community that is truly Outside of Expectations.

Certification

Acting as the duly authorized representative for the described project and its sponsoring organization/agency/business, I certify that the information submitted is correct to the best of my knowledge and belief and submit this request for funding to the City of Mitchell.

Name: Elizabeth M. Luczak
Title: MMSB Executive Director

☒ By checking this box, I acknowledge my agreement to the above certification.

☒ By checking this box, I acknowledge I have included my most recent financial statements are required by the application for funds.

☒ By checking this box, I acknowledge that the required reports from the previous subsidy (if applicable) have been submitted to the City prior to the July 1st application opening period. I also understand that failure to do so will automatically disqualify this application.

☒ By checking this box, I acknowledge the reporting requirements for receipt of City Subsidy Funds.

☒ By checking this box, I acknowledge that if more than 50% of the organization's annual income comes from City Subsidy funds, the organization cannot financially support candidates or ballot issues.

- Does not currently apply to Mitchell Main Street & Beyond

☒ By checking this box, I acknowledge that Subsidies that are more than 50% of the organization's annual income are required to have publicly available financials. *(This includes in the past two years, or the subsidy application year)*.

- Mitchell Main Street & Beyond is a registered non-profit organization with Form 990 filings available in the public records on the IRS.gov website. Home >File >Charities and Nonprofits >Search for Charities >Search for Tax Exempt Organizations >Tax Exempt Organization Search >MITCHELL MAIN STREET AND BEYOND

Date: 7/20/2026

CARLON & MILLAR PROF LLC

[redacted]

CLIENT'S COPY

May 15, 2026

MITCHELL MAIN STREET & BEYOND
601 N MAIN ST
Mitchell, SD 57301

Dear Client,

I have prepared the 2025 Form 990EZ for MITCHELL MAIN STREET & BEYOND based on the information you provided. The return has been successfully e-filed and a copy is enclosed for MITCHELL MAIN STREET & BEYOND's records.

If you have any questions about the return(s) or about MITCHELL MAIN STREET & BEYOND's tax situation during the year, please do not hesitate to call me at (605) 996-6850. I appreciate this opportunity to serve you.

Sincerely,

PATRICK J CARLON
CARLON & MILLAR PROF LLC

Form **990-EZ**

Department of the Treasury
Internal Revenue Service

Short Form
Return of Organization Exempt From Income Tax

Under section 501(c), 527, or 4947(a)(1) of the Internal Revenue Code (except private foundations)
Do not enter social security numbers on this form, as it may be made public.
Go to *www.irs.gov/Form990EZ* for instructions and the latest information.

OMB No. 1545-0047

2025

Open to Public Inspection

A For the 2025 calendar year, or tax year beginning , and ending

B Check if applicable:
- ☐ Address change
- ☐ Name change
- ☐ Initial return
- ☐ Final return/terminated
- ☐ Amended return
- ☐ Application pending

C Name of organization
MITCHELL MAIN STREET & BEYOND

Number and street (or P.O. box if mail is not delivered to street address) | Room/suite
[redacted]

City or town | State | ZIP code
Mitchell | SD | 57301

Foreign country name | Foreign province/state/county | Foreign postal code

D Employer identification number
[redacted]

E Telephone number
(605) 996-5567

F Group Exemption Number

G Accounting Method: ☒ Cash ☐ Accrual Other (specify)

H Check ☐ if the organization is **not** required to attach Schedule B (Form 990).

I **Website:** www.mitchellmainstreet.com

J **Tax-exempt status** (check only one) — ☐ 501(c)(3) ☒ 501(c) (6) (insert no.) ☐ 4947(a)(1) or ☐ 527

K Form of organization: ☐ Corporation ☐ Trust ☒ Association ☐ Other

L Add lines 5b, 6c, and 7b to line 9 to determine gross receipts. If gross receipts are $200,000 or more, or if total assets (Part II, column (B)) are $500,000 or more, file Form 990 instead of Form 990-EZ . . . . . $ 139,737

Part I **Revenue, Expenses, and Changes in Net Assets or Fund Balances** (see the instructions for Part I)
Check if the organization used Schedule O to respond to any question in this Part I . . . . . ☒

Revenue	1	Contributions, gifts, grants, and similar amounts received			1 69,200
	2	Program service revenue including government fees and contracts			2
	3	Membership dues and assessments			3 13,156
	4	Investment income			4 2,133
	5a	Gross amount from sale of assets other than inventory	5a		
	b	Less: cost or other basis and sales expenses	5b		
	c	Gain or (loss) from sale of assets other than inventory (subtract line 5b from line 5a)			5c 0
	6	Gaming and fundraising events:			
	a	Gross income from gaming (attach Schedule G if greater than $15,000)	6a		
	b	Gross income from fundraising events (not including $ of contributions from fundraising events reported on line 1) (attach Schedule G if the sum of such gross income and contributions exceeds $15,000)	6b	46,324	
	c	Less: direct expenses from gaming and fundraising events	6c	35,063	
	d	Net income or (loss) from gaming and fundraising events (add lines 6a and 6b and subtract line 6c)			6d 11,261
	7a	Gross sales of inventory, less returns and allowances	7a	8,924	
	b	Less: cost of goods sold	7b	3,324	
	c	Gross profit or (loss) from sales of inventory (subtract line 7b from line 7a)			7c 5,600
	8	Other revenue (describe in Schedule O)			8
	9	**Total revenue.** Add lines 1, 2, 3, 4, 5c, 6d, 7c, and 8			9 101,350
Expenses	10	Grants and similar amounts paid (list in Schedule O)			10
	11	Benefits paid to or for members			11
	12	Salaries, other compensation, and employee benefits			12 39,935
	13	Professional fees and other payments to independent contractors			13 301
	14	Occupancy, rent, utilities, and maintenance			14 9,384
	15	Printing, publications, postage, and shipping			15 368
	16	Other expenses (describe in Schedule O)			16 44,345
	17	**Total expenses.** Add lines 10 through 16			17 94,333
Net Assets	18	Excess or (deficit) for the year (subtract line 17 from line 9)			18 7,017
	19	Net assets or fund balances at beginning of year (from line 27, column (A)) (must agree with end-of-year figure reported on prior year's return)			19 218,765
	20	Other changes in net assets or fund balances (explain in Schedule O)			20
	21	Net assets or fund balances at end of year. Combine lines 18 through 20			21 225,782

Electronic Filing Only

Part II Balance Sheets (see the instructions for Part II)

Check if the organization used Schedule O to respond to any question in this Part II X

		(A) Beginning of year		(B) End of year
22	Cash, savings, and investments	126,443	22	155,918
23	Land and buildings	1,212	23	543
24	Other assets (describe in Schedule O)	94,789	24	72,784
25	**Total assets**	222,444	25	229,245
26	**Total liabilities** (describe in Schedule O)	3,679	26	3,463
27	**Net assets or fund balances** (line 27 of column (B) **must** agree with line 21)	218,765	27	225,782

Part III Statement of Program Service Accomplishments (see the instructions for Part III)

Check if the organization used Schedule O to respond to any question in this Part III . . . . . ☐

Expenses (Required for section 501(c)(3) and 501(c)(4) organizations; optional for others.)

What is the organization's primary exempt purpose? Promote Downtown Mitchell Businesses

Describe the organization's program service accomplishments for each of its three largest program services, as measured by expenses. In a clear and concise manner, describe the services provided, the number of persons benefited, and other relevant information for each program title.

28	ASSIST IN PROMOTING CORN PALACE WEEK AND OTHER DOWNTOWN RETAIL SPECIAL EVENTS. PROMOTIONS BENEFIT ALL DOWNTOWN BUSINESSES (Grants $) If this amount includes foreign grants, check here ☐	28a	
29	PERSONNEL USED IN PROMOTION OF DOWNTOWN BUSINESS AWARENESS AND RELATED COMMITTEE EXPENSES (Grants $) If this amount includes foreign grants, check here ☐	29a	
30	(Grants $) If this amount includes foreign grants, check here ☐	30a	
31	Other program services (describe in Schedule O) (Grants $) If this amount includes foreign grants, check here ☐	31a	
32	**Total program service expenses.** (add lines 28a through 31a)	32	0

Part IV List of Officers, Directors, Trustees, and Key Employees (list each one even if not compensated—see the instructions for Part IV)

Check if the organization used Schedule O to respond to any question in this Part IV . . . . . ☐

(a) Name and title	(b) Average hours per week devoted to position	(c) Reportable compensation (Forms W-2/1099-MISC/ 1099-NEC) (if not paid, enter -0-)	(d) Health benefits, contributions to employee benefit plans, and deferred compensation	(e) Estimated amount of other compensation
JEN BRADLEY VICE PRESIDENT	Hr/WK 2.00			
JASON SPICER TREASURER	Hr/WK 4.00			
JORDAN BEUKELMAN DIRECTOR	Hr/WK 1.00			
DERIC DENNING DIRECTOR	Hr/WK 1.00			
JILLIAN EBERT DIRECTOR	Hr/WK 2.00			
BEN KALOVSKY DIRECTOR	Hr/WK 1.00			
JESSICA CALLIES DIRECTOR	Hr/WK 1.00			
DICK ANDERSON DIRECTOR	Hr/WK 1.00			
ALLEN LEPKE DIRECTOR	Hr/WK 1.00			
STEPHANIE VAUGHAN PRESIDENT	Hr/WK 4.00			
GARY THURY DIRECTOR	Hr/WK 1.00			

Electronic Filing Only

Part V **Other Information** (Note the Schedule A and personal benefit contract statement requirements in the instructions for Part V.) Check if the organization used Schedule O to respond to any question in this Part V ☐

			Yes	No
33	Did the organization engage in any significant activity not previously reported to the IRS? If "Yes," provide a detailed description of each activity in Schedule O	33		X
34	Were any significant changes made to the organizing or governing documents? If "Yes," attach a conformed copy of the amended documents if they reflect a change to the organization's name. Otherwise, explain the change on Schedule O. See instructions	34		X
35a	Did the organization have unrelated business gross income of $1,000 or more during the year from business activities (such as those reported on lines 2, 6a, and 7a, among others)?	35a		X
b	If "Yes" to line 35a, has the organization filed a Form 990-T for the year? If "No," provide an explanation in Schedule O	35b		X
c	Was the organization a section 501(c)(4), 501(c)(5), or 501(c)(6) organization subject to section 6033(e) notice, reporting, and proxy tax requirements during the year? If "Yes," complete Schedule C, Part III	35c		X
36	Did the organization undergo a liquidation, dissolution, termination, or significant disposition of net assets during the year? If "Yes," complete applicable parts of Schedule N	36		X
37a	Enter amount of political expenditures, direct or indirect, as described in the instructions. 37a			
b	Did the organization file **Form 1120-POL** for this year?	37b		X
38a	Did the organization borrow from, or make any loans to, any officer, director, trustee, or key employee; **or** were any such loans made in a prior year and still outstanding at the end of the tax year covered by this return?	38a		X
b	If "Yes," complete Schedule L, Part II, and enter the total amount involved 38b			
39	Section 501(c)(7) organizations. Enter:			
a	Initiation fees and capital contributions included on line 9 39a			
b	Gross receipts, included on line 9, for public use of club facilities 39b			
40a	Section 501(c)(3) organizations. Enter amount of tax imposed on the organization during the year under: section 4911 ____ ; section 4912 ____ ; section 4955 ____			
b	Section 501(c)(3), 501(c)(4), and 501(c)(29) organizations. Did the organization engage in any section 4958 excess benefit transaction during the year, or did it engage in an excess benefit transaction in a prior year that has not been reported on any of its prior Forms 990 or 990-EZ? If "Yes," complete Schedule L, Part I	40b		
c	Section 501(c)(3), 501(c)(4), and 501(c)(29) organizations. Enter amount of tax imposed on organization managers or disqualified persons during the year under sections 4912, 4955, and 4958 ____			
d	Section 501(c)(3), 501(c)(4), and 501(c)(29) organizations. Enter amount of tax on line 40c reimbursed by the organization ____			
e	All organizations. At any time during the tax year, was the organization a party to a prohibited tax shelter transaction? If "Yes," complete Form 8886-T.	40e		X

41 List the states with which a copy of this return is filed ____

42a The organization's books are in care of: KIMBERLY LOFGREN Telephone no. (605) 996-5567

Located at: 601 N MAIN ST City MITCHELL ST SD ZIP + 4 57301

			Yes	No
b	At any time during the calendar year, did the organization have an interest in or a signature or other authority over a financial account in a foreign country (such as a bank account, securities account, or other financial account)? If "Yes," enter the name of the foreign country ____ See the instructions for exceptions and filing requirements for FinCEN Form 114, Report of Foreign Bank and Financial Accounts (FBAR).	42b		X
c	At any time during the calendar year, did the organization maintain an office outside the United States? If "Yes," enter the name of the foreign country ____	42c		X

43 Section 4947(a)(1) nonexempt charitable trusts filing Form 990-EZ in lieu of **Form 1041**—Check here ☐ and enter the amount of tax-exempt interest received or accrued during the tax year 43

			Yes	No
44a	Did the organization maintain any donor advised funds during the year? If "Yes," Form 990 must be completed instead of Form 990-EZ	44a		X
b	Did the organization operate one or more hospital facilities during the year? If "Yes," Form 990 must be completed instead of Form 990-EZ	44b		X
c	Did the organization receive any payments for indoor tanning services during the year?	44c		X
d	If "Yes" to line 44c, has the organization filed a Form 720 to report these payments? If "No," provide an explanation in Schedule O	44d		X
45a	Did the organization have a controlled entity within the meaning of section 512(b)(13)?	45a		X
b	Did the organization receive any payment from or engage in any transaction with a controlled entity within the meaning of section 512(b)(13)? If "Yes," Form 990 and Schedule R may need to be completed instead of Form 990-EZ. See instructions.	45b		X

Electronic Filing Only

		Yes	No
46	Did the organization engage, directly or indirectly, in political campaign activities on behalf of or in opposition to candidates for public office? If "Yes," complete Schedule C, Part I.	46	X

Part VI **Section 501(c)(3) Organizations Only**

All section 501(c)(3) organizations must answer questions 47–49b and 52, and complete the tables for lines 50 and 51.

Check if the organization used Schedule O to respond to any question in this Part VI . . . . . ☐

		Yes	No
47	Did the organization engage in lobbying activities or have a section 501(h) election in effect during the tax year? If "Yes," complete Schedule C, Part II	47	X
48	Is the organization a school as described in section 170(b)(1)(A)(ii)? If "Yes," complete Schedule E	48	X
49a	Did the organization make any transfers to an exempt non-charitable related organization?	49a	X
b	If "Yes," was the related organization a section 527 organization?	49b	

50 Complete this table for the organization's five highest compensated employees (other than officers, directors, trustees, and key employees) who each received more than $100,000 of compensation from the organization. If there is none, enter "None."

(a) Name and title of each employee	(b) Average hours per week devoted to position	(c) Reportable compensation (Forms W-2/1099-MISC/ 1099-NEC)	(d) Health benefits, contributions to employee benefit plans, and deferred compensation	(e) Estimated amount of other compensation
Name None Title	Hr/WK .00			
Name Title	Hr/WK .00			
Name Title	Hr/WK .00			
Name Title	Hr/WK .00			
Name Title	Hr/WK .00			

f Total number of other employees paid over $100,000 . . . . . _____

51 Complete this table for the organization's five highest compensated independent contractors who each received more than $100,000 of compensation from the organization. If there is none, enter "None."

(a) Name and business address of each independent contractor	(b) Type of service	(c) Compensation
Name None Str City ST ZIP		
Name Str City ST ZIP		
Name Str City ST ZIP		
Name Str City ST ZIP		
Name Str City ST ZIP		

d Total number of other independent contractors each receiving over $100,000 . . . . . _____

52 Did the organization complete Schedule A? **Note:** All section 501(c)(3) organizations must attach a completed Schedule A . . . . . ☐ Yes ☒ No

Electronic Filing Only

Under penalties of perjury, I declare that I have examined this return, including accompanying schedules and statements, and to the best of my knowledge and belief, it is true, correct, and complete. Declaration of preparer (other than officer) is based on all information of which preparer has any knowledge.

Sign Here

Signature of officer _____ Date _____

STEPHANIE VAUGHAN

Officer's name and title

Paid Preparer Use Only

Preparer's name PATRICK J CARLON | Preparer's signature [signature] | Date 5/15/2026 | Check ☒ if self-employed | [redacted]

Firm's name [redacted] | Firm's EIN 46-0434964

Firm's address [redacted] | Phone no. (605) 996-6850

May the IRS discuss this return with the preparer shown above? See instructions . . . . . ☒ Yes ☐ No

Form **4562**

Department of the Treasury
Internal Revenue Service

Depreciation and Amortization
(Including Information on Listed Property)

Attach to your tax return.
Go to *www.irs.gov/Form4562* for instructions and the latest information.

OMB No. 1545-0172
2025
Attachment Sequence No. **179**

Name(s) shown on return: MITCHELL MAIN STREET & BEYOND
Business or activity to which this form relates: 990EZ
[redacted]

Part I Election To Expense Certain Property Under Section 179

Note: If you have any listed property, complete Part V before you complete Part I.

1	Maximum amount (see instructions)	1	
2	Total cost of section 179 property placed in service (see instructions)	2	
3	Threshold cost of section 179 property before reduction in limitation (see instructions)	3	
4	Reduction in limitation. Subtract line 3 from line 2. If zero or less, enter -0-	4	0
5	Dollar limitation for tax year. Subtract line 4 from line 1. If zero or less, enter -0-. If married filing separately, see instructions	5	0

6	(a) Description of property	(b) Cost (business use only)	(c) Elected cost

7	Listed property. Enter the amount from line 29	7	
8	Total elected cost of section 179 property. Add amounts in column (c), lines 6 and 7	8	0
9	Tentative deduction. Enter the **smaller** of line 5 or line 8	9	0
10	Carryover of disallowed deduction from line 13 of your 2024 Form 4562.	10	
11	Business income limitation. Enter the smaller of business income (not less than zero) or line 5. See instructions	11	
12	Section 179 expense deduction. Add lines 9 and 10, but don't enter more than line 11	12	0
13	Carryover of disallowed deduction to 2026. Add lines 9 and 10, less line 12	13	0

Note: Don't use Part II or Part III below for listed property. Instead, use Part V.

Part II Special Depreciation Allowance and Other Depreciation (Don't include listed property. See instructions.)

14	Special depreciation allowance for qualified property (other than listed property) placed in service during the tax year. See instructions	14	
15	Property subject to section 168(f)(1) election	15	
16	Other depreciation (including ACRS)	16	

Part III MACRS Depreciation (Don't include listed property. See instructions.)

Section A

17	MACRS deductions for assets placed in service in tax years beginning before 2025	17	668
18	If you are electing to group any assets placed in service during the tax year into one or more general asset accounts, check here ☐		

Section B - Assets Placed in Service During 2025 Tax Year Using the General Depreciation System

	(a) Classification of property (see instructions)	(b) Month and year placed in service	(c) Basis for depreciation (business/investment use only—see instructions)	(d) Recovery period	(e) Convention	(f) Method	(g) Depreciation deduction
19 a	3-year property						
b	5-year property						
c	7-year property						
d	10-year property						
e	15-year property						
f	20-year property						
g	25-year property			25 yrs.		S/L	
h	50-year property			50 yrs.	MM	S/L	
i	Residential rental property			27.5 yrs.	MM	S/L	
				27.5 yrs.	MM	S/L	
j	Nonresidential real property			39 yrs.	MM	S/L	
					MM	S/L	

Section C - Assets Placed in Service During 2025 Tax Year Using the Alternative Depreciation System

20 a	Class life					S/L	
b	12-year			12 yrs.		S/L	
c	30-year			30 yrs.	MM	S/L	
d	40-year			40 yrs.	MM	S/L	
e	50-year			50 yrs.	MM	S/L	

For Paperwork Reduction Act Notice, see separate instructions. Form 4562 (2025)

HTA

Part IV Summary (See instructions.)

21	Listed property. Enter amount from line 28	21	
22	**Total.** Add amounts from line 12, lines 14 through 17, lines 19 and 20 in column (g), and line 21. Enter here and on the appropriate lines of your return. Partnerships and S corporations—see instructions	22	668
23a	For assets shown in Part III that are placed in service during the current tax year, and have costs capitalized under section 263A, enter the amount of the basis attributable to interest costs capitalized under section 263A(f)	23a	
b	For assets shown in Part III that are placed in service during the current tax year, and have costs capitalized under section 263A, enter the amount of the basis attributable to costs capitalized under section 263A other than interest costs capitalized under section 263A(f)	23b	

Part V Listed Property (Include automobiles, certain other vehicles, certain aircraft, and property used for entertainment, recreation, or amusement.)

Note: For any vehicle for which you are using the standard mileage rate or deducting lease expense, complete **only** 24a, 24b, columns (a) through (c) of Section A, all of Section B, and Section C if applicable.

Section A—Depreciation and Other Information (Caution: See the instructions for limits for passenger automobiles.)

24a	Do you have evidence to support the business/investment use claimed?	☐ Yes	☐ No
b	If "Yes," is the evidence written?	☐ Yes	☐ No
c	Do you own, lease, or charter an aircraft? Check all that apply. See instructions	☐ Own	☐ Lease ☐ Charter

(a) Type of property (list vehicles first)	(b) Date placed in service	(c) Business/ investment use percentage	(d) Cost or other basis	(e) Basis for depreciation (business/ investment use only)	(f) Recovery period	(g) Method/ Convention	(h) Depreciation deduction	(i) Elected section 179 cost
25 Special depreciation allowance for qualified listed property placed in service during the tax year and used more than 50% in a qualified business use. See instructions						25		
26 Property used more than 50% in a qualified business use:								
		%						
		%						
		%						
27 Property used 50% or less in a qualified business use:								
		%				S/L –		
		%				S/L –		
		%				S/L –		
28 Add amounts in column (h), lines 25 through 27. Enter here and on line 21						28	0	
29 Add amounts in column (i), line 26. Enter here and on line 7							29	0

Section B—Information on Use of Vehicles

Complete this section for vehicles used by a sole proprietor, partner, or other "more than 5% owner," or related person. If you provided vehicles to your employees, first answer the questions in Section C to see if you meet an exception to completing this section for those vehicles.

	(a) Vehicle 1		(b) Vehicle 2		(c) Vehicle 3		(d) Vehicle 4		(e) Vehicle 5		(f) Vehicle 6	
30 Total business/investment miles driven during the year (**don't** include commuting miles)												
31 Total commuting miles driven during the year												
32 Total other personal (noncommuting) miles driven												
33 Total miles driven during the year. Add lines 30 through 32												
	Yes	**No**	**Yes**	**No**	**Yes**	**No**	**Yes**	**No**	**Yes**	**No**	**Yes**	**No**
34 Was the vehicle available for personal use during off-duty hours?												
35 Was the vehicle used primarily by a more than 5% owner or related person?												
36 Is another vehicle available for personal use?												

Schedule B (Form 990)
(Rev. December 2024)
Department of the Treasury
Internal Revenue Service

Schedule of Contributors

Attach to Form 990, 990-EZ, or 990-PF.
Go to *www.irs.gov/Form990* for the latest information.

OMB No. 1545-0047

Name of the organization
MITCHELL MAIN STREET & BEYOND

Employer identification number
[redacted]

Organization type (check one):

Filers of:	**Section:**
Form 990 or 990-EZ	[X] 501(c)(6) (enter number) organization
	[ ] 4947(a)(1) nonexempt charitable trust **not** treated as a private foundation
	[ ] 527 political organization
Form 990-PF	[ ] 501(c)(3) exempt private foundation
	[ ] 4947(a)(1) nonexempt charitable trust treated as a private foundation
	[ ] 501(c)(3) taxable private foundation

Check if your organization is covered by the **General Rule** or a **Special Rule.**
Note: Only a section 501(c)(7), (8), or (10) organization can check boxes for both the General Rule and a Special Rule. See instructions.

General Rule

[X] For an organization filing Form 990, 990-EZ, or 990-PF that received, during the year, contributions totaling $5,000 or more (in money or property) from any one contributor. Complete Parts I and II. See instructions for determining a contributor's total contributions.

Special Rules

[ ] For an organization described in section 501(c)(3) filing Form 990 or 990-EZ that met the 33 1/3 % support test of the regulations under sections 509(a)(1) and 170(b)(1)(A)(vi), that checked Schedule A (Form 990), Part II, line 13, 16a, or 16b, and that received from any one contributor, during the year, total contributions of the greater of **(1)** $5,000; or **(2)** 2% of the amount on (i) Form 990, Part VIII, line 1h; or (ii) Form 990-EZ, line 1. Complete Parts I and II.

[ ] For an organization described in section 501(c)(7), (8), or (10) filing Form 990 or 990-EZ that received from any one contributor, during the year, total contributions of more than $1,000 *exclusively* for religious, charitable, scientific, literary, or educational purposes, or for the prevention of cruelty to children or animals. Complete Parts I (entering "N/A" in column (b) instead of the contributor name and address), II, and III.

[ ] For an organization described in section 501(c)(7), (8), or (10) filing Form 990 or 990-EZ that received from any one contributor, during the year, contributions *exclusively* for religious, charitable, etc., purposes, but no such contributions totaled more than $1,000. If this box is checked, enter here the total contributions that were received during the year for an *exclusively* religious, charitable, etc., purpose. Don't complete any of the parts unless the **General Rule** applies to this organization because it received *nonexclusively* religious, charitable, etc., contributions totaling $5,000 or more during the year . . . . . $ _____

Caution: An organization that isn't covered by the General Rule and/or the Special Rules doesn't file Schedule B (Form 990), but it **must** answer "No" on Part IV, line 2, of its Form 990; or check the box on line H of its Form 990-EZ or on its Form 990-PF, Part I, line 2, to certify that it doesn't meet the filing requirements of Schedule B (Form 990).

Electronic Filing Only

Name of organization: MITCHELL MAIN STREET & BEYOND

Employer identification number: [redacted]

Part I **Contributors** (see instructions). Use duplicate copies of Part I if additional space is needed.

(a) No.	(b) Name, address, and ZIP + 4	(c) Total contributions	(d) Type of contribution
1	N/A Foreign State or Province: Foreign Country:	$ 45,000	Person [X] Payroll [ ] Noncash [ ] (Complete Part II for noncash contributions.)
2	N/A Foreign State or Province: Foreign Country:	$ 5,000	Person [X] Payroll [ ] Noncash [ ] (Complete Part II for noncash contributions.)
3	N/A Foreign State or Province: Foreign Country:	$ 700	Person [X] Payroll [ ] Noncash [ ] (Complete Part II for noncash contributions.)
	Foreign State or Province: Foreign Country:	$	Person [ ] Payroll [ ] Noncash [ ] (Complete Part II for noncash contributions.)
	Foreign State or Province: Foreign Country:	$	Person [ ] Payroll [ ] Noncash [ ] (Complete Part II for noncash contributions.)
	Foreign State or Province: Foreign Country:	$	Person [ ] Payroll [ ] Noncash [ ] (Complete Part II for noncash contributions.)

Electronic Filing Only

Name of organization
MITCHELL MAIN STREET & BEYOND

Employer identification number
[redacted]

Part II **Noncash Property** (see instructions). Use duplicate copies of Part II if additional space is needed.

(a) No. from Part I	(b) Description of noncash property given	(c) FMV (or estimate) (See instructions.)	(d) Date received
		$	

(a) No. from Part I	(b) Description of noncash property given	(c) FMV (or estimate) (See instructions.)	(d) Date received
		$	

(a) No. from Part I	(b) Description of noncash property given	(c) FMV (or estimate) (See instructions.)	(d) Date received
		$	

(a) No. from Part I	(b) Description of noncash property given	(c) FMV (or estimate) (See instructions.)	(d) Date received
		$	

(a) No. from Part I	(b) Description of noncash property given	(c) FMV (or estimate) (See instructions.)	(d) Date received
		$	

(a) No. from Part I	(b) Description of noncash property given	(c) FMV (or estimate) (See instructions.)	(d) Date received
		$	

Electronic Filing Only

Name of organization
MITCHELL MAIN STREET & BEYOND

Employer identification number
[redacted]

Part III ***Exclusively*** **religious, charitable, etc., contributions to organizations described in section 501(c)(7), (8), or (10) that total more than $1,000 for the year from any one contributor.** Complete columns **(a)** through **(e)** and the following line entry. For organizations completing Part III, enter the total of *exclusively* religious, charitable, etc., contributions of **$1,000 or less** for the year. (Enter this information once. See instructions.) $ 0

Use duplicate copies of Part III if additional space is needed.

(a) No. from Part I	(b) Purpose of gift	(c) Use of gift	(d) Description of how gift is held

(e) Transfer of gift

Transferee's name, address, and ZIP + 4	Relationship of transferor to transferee
For. Prov. Country	

(a) No. from Part I	(b) Purpose of gift	(c) Use of gift	(d) Description of how gift is held

(e) Transfer of gift

Transferee's name, address, and ZIP + 4	Relationship of transferor to transferee
For. Prov. Country	

(a) No. from Part I	(b) Purpose of gift	(c) Use of gift	(d) Description of how gift is held

(e) Transfer of gift

Transferee's name, address, and ZIP + 4	Relationship of transferor to transferee
For. Prov. Country	

(a) No. from Part I	(b) Purpose of gift	(c) Use of gift	(d) Description of how gift is held

(e) Transfer of gift

Transferee's name, address, and ZIP + 4	Relationship of transferor to transferee
For. Prov. Country	

Electronic Filing Only

SCHEDULE G (Form 990)

Department of the Treasury
Internal Revenue Service

Supplemental Information Regarding Fundraising or Gaming Activities

Complete if the organization answered "Yes" on Form 990, Part IV, line 17, 18, or 19; or if the organization entered more than $15,000 on Form 990-EZ, line 6a.
Attach to Form 990 or Form 990-EZ.
Go to *www.irs.gov/Form990* for instructions and the latest information.

OMB No. 1545-0047

Open to Public Inspection

Name of the organization

MITCHELL MAIN STREET & BEYOND

Employer identification number [redacted]

Part I **Fundraising Activities.** Complete if the organization answered "Yes" on Form 990, Part IV, line 17. Form 990-EZ filers are not required to complete this part.

1 Indicate whether the organization raised funds through any of the following activities. Check all that apply.

a ☐ Mail solicitations
b ☐ Internet and email solicitations
c ☐ Phone solicitations
d ☒ In-person solicitations
e ☐ Solicitation of nongovernment grants
f ☐ Solicitation of government grants
g ☒ Special fundraising events

2a Did the organization have a written or oral agreement with any individual (including officers, directors, trustees, or key employees listed in Form 990, Part VII) or entity in connection with professional fundraising services? ☐ Yes ☒ No

b If "Yes," list the 10 highest paid individuals or entities (fundraisers) pursuant to agreements under which the fundraiser is to be compensated at least $5,000 by the organization.

	(i) Name and address of individual or entity (fundraiser)	(ii) Activity	(iii) Did fundraiser have custody or control of contributions? Yes	(iii) No	(iv) Gross receipts from activity	(v) Amount paid to (or retained by) fundraiser listed in col. (i)	(vi) Amount paid to (or retained by) organization
1					0	0	0
2					0	0	0
3					0	0	0
4					0	0	0
5					0	0	0
6					0	0	0
7					0	0	0
8					0	0	0
9					0	0	0
10					0	0	0
Total					0	0	0

3 List all states in which the organization is registered or licensed to solicit contributions or has been notified it is exempt from registration or licensing.

Electronic Filing Only

Part II **Fundraising Events.** Complete if the organization answered "Yes" on Form 990, Part IV, line 18, or reported more than $15,000 of fundraising event contributions and gross income on Form 990-EZ, lines 1 and 6b. List events with gross receipts greater than $5,000.

		(a) Event #1 IAL WEEKEND IN MI (event type)	(b) Event #2 RST FRIDAYS INCOI (event type)	(c) Other events 4 (total number)	(d) Total events (add col. (a) through col. (c))
Revenue	1 Gross receipts	19,210	9,248	17,868	46,326
	2 Less: Contributions			0	0
	3 Gross income (line 1 minus line 2)	19,210	9,248	17,868	46,326
Direct Expenses	4 Cash prizes			0	0
	5 Noncash prizes			0	0
	6 Rent/facility costs			0	0
	7 Food and beverages			0	0
	8 Entertainment			0	0
	9 Other direct expenses	14,327	10,474	9,229	34,030
	10 Direct expense summary. Add lines 4 through 9 in column (d)				(34,030)
	11 Net income summary. Subtract line 10 from line 3, column (d)				12,296

Part III **Gaming.** Complete if the organization answered "Yes" on Form 990, Part IV, line 19, or reported more than $15,000 on Form 990-EZ, line 6a.

		(a) Bingo	(b) Pull tabs/instant bingo/progressive bingo	(c) Other gaming	(d) Total gaming (add col. (a) through col. (c))
Revenue	1 Gross revenue				0
Direct Expenses	2 Cash prizes				0
	3 Noncash prizes				0
	4 Rent/facility costs				0
	5 Other direct expenses				0
	6 Volunteer labor	☐ Yes ☐ No %	☐ Yes ☐ No %	☐ Yes ☐ No %	
	7 Direct expense summary. Add lines 2 through 5 in column (d)				(0)
	8 Net gaming income summary. Subtract line 7 from line 1, column (d)				0

9 Enter the state(s) in which the organization conducts gaming activities: SD

a Is the organization licensed to conduct gaming activities in each of these states? ☐ Yes ☐ No

b If "No," explain:

10a Were any of the organization's gaming licenses revoked, suspended, or terminated during the tax year? ☐ Yes ☐ No

b If "Yes," explain:

Electronic Filing Only

11 Does the organization conduct gaming activities with nonmembers? . . . . . ☐ Yes ☐ No

12 Is the organization a grantor, beneficiary, or trustee of a trust; or a member of a partnership or other entity formed to administer charitable gaming? . . . . . ☐ Yes ☐ No

13 Indicate the percentage of gaming activity conducted in:

a The organization's facility . . . . . 13a %

b An outside facility . . . . . 13b %

14 Enter the name and address of the person who prepares the organization's gaming/special events books and records:

Name

Address

15a Does the organization have a contract with a third party from whom the organization receives gaming revenue? . . . . . ☐ Yes ☐ No

b If "Yes," enter the amount of gaming revenue received by the organization $ 0 and the amount of gaming revenue retained by the third party $ 0

c If "Yes," enter the name and address of the third party:

Name

Address

16 Gaming manager information:

Name

Gaming manager compensation $ 0

Description of services provided

☐ Director/officer ☐ Employee ☐ Independent contractor

17 Mandatory distributions:

a Is the organization required under state law to make charitable distributions from the gaming proceeds to retain the state gaming license? . . . . . ☐ Yes ☐ No

b Enter the amount of distributions required under state law to be distributed to other exempt organizations or spent in the organization's own exempt activities during the tax year . . . $ 0

Part IV **Supplemental Information.** Provide the explanations required by Part I, line 2b, columns (iii) and (v); and Part III, lines 9, 9b, 10b, 15b, 15c, 16, and 17b, as applicable. Also provide any additional information. See instructions.

Electronic Filing Only

SCHEDULE O
(Form 990)
(Rev. December 2024)

Department of the Treasury
Internal Revenue Service

Supplemental Information to Form 990 or 990-EZ

Complete to provide information for responses to specific questions on Form 990 or 990-EZ or to provide any additional information.
Attach to Form 990 or Form 990-EZ.
Go to *www.irs.gov/Form990* for instructions and the latest information.

OMB No. 1545-0047

Open to Public Inspection

Name of the organization

MITCHELL MAIN STREET & BEYOND

Employer identification number

[redacted]

Form 990-EZ, Part I, Line 16, Other Expenses: Conferences, conventions, and meetings: 550
Form 990-EZ, Part I, Line 16, Other Expenses: Supplies: 5,125
Form 990-EZ, Part I, Line 16, Other Expenses: Telephone: 4,362
Form 990-EZ, Part I, Line 16, Other Expenses: Depreciation: 668
Form 990-EZ, Part I, Line 16, Other Expenses: Flowers: 2,269
Form 990-EZ, Part I, Line 16, Other Expenses: Community Promotion: 870
Form 990-EZ, Part I, Line 16, Other Expenses: Payroll Taxes: 3,132
Form 990-EZ, Part I, Line 16, Other Expenses: Insurance: 4,834
Form 990-EZ, Part I, Line 16, Other Expenses: Membership: 500
Form 990-EZ, Part I, Line 16, Other Expenses: Street Scape Improvement: 22,035
Form 990-EZ, Part II, Line 24, Other Assets: Revolving Loan Fund: Beginning of year: 94,510, End of year: 72,335
Form 990-EZ, Part II, Line 24, Other Assets: Accounts Receivable: Beginning of year: 279, End of year: 449
Form 990-EZ, Part II, Line 26, Liabilities: Accounts Payable: Beginning of year: 3,673, End of year: 3,463
Form 990-EZ, Part II, Line 26, Liabilities: Deferred Income: Beginning of year: 0, End of year: 0

Electronic Filing Only

Summary of Unadjusted Basis of Qualified Property (4562)

12/31/2025

Summary of Qualified Property by Activity

	Activity	Unadjusted Cost or Basis
1	990EZ	4,973

Detail of Qualified Property

	Activity	Asset Description	Date In Service	Recovery Period	Years in Service	Total Cost or Basis	Business/Time Use Percent	Unadjusted Cost or Basis
2	990EZ	Computer	7/13/2020	5.0	6	2,853	100.00%	2,853
3	990EZ	LAPTOP	7/6/2022	5.0	4	1,809	100.00%	1,809
4	990EZ	OFFICE PAINTING	4/4/2016	7	10	311	100.00%	311

© 2026 Universal Tax Systems Inc. and/or its affiliates and licensors. All rights reserved.

Elections

Election to Use MACRS Straight Line Method - 5 Yr Property

Pursuant to IRC Section 168(b)(3)(D), the Taxpayer elects to use the straight line method of depreciation in computing the deduction for all 5-year property placed in service during the current tax year.

© 2026 Universal Tax Systems Inc. and/or its affiliates and licensors. All rights reserved.

MMSB BOARD OF DIRECTORS



PRESIDENT:
Stephanie Vaughan | The Depot Pub & Grill
VICE PRESIDENT:
Jen Bradley | Bradley's Pub & Grille
SECRETARY/TREASURER:
Deric Denning | MorganTheeler LLP

DIRECTORS:
Allen Lepke | Papa Murphy's
Ben Kalovsky | The Window Shop
Gary Thury | Odyssey Luxury 5 Cinema
Jeff Del Favero | Bread & Vine Birsto
Jilian Ebert | The Vault Co.
Jordan Beukelman | Beukelman & Associates Inc
American Family Insurance
Nicholas Kummer | DesignArc Group



City Council Liaison:
Jason Greenway | City Council Liaison

CONTACT INFO 605.990.4500 MitchellMainStreet.com

Mitchell Main Street & Beyond
2027 Proposed Budget

			2027 Budget
Income			
City of Mitchell		$	55,000.00
Investments-Interest			$150.00
Membership			
New Membership	1,000.00		
Membership Renewal	15,650.00		
Total Membership		$	16,650.00
Programming			
	$ -		
Christmas Shopping for Kids	250.00		
Cocoa Crawl	1,000.00		
Downtown Pub Crawl	7,500.00		
First Fridays	13,000.00		
Memorial Weekend	18,000.00		
Oktoberfest	6,000.00		
Parade of Lights	250.00		
Planter Sponsors	2,500.00		
Restaurant Rumbles	1,000.00		
Total Programming			49,500.00
Total Income		**$**	**121,300.00**
Expense			
Employee Expenses			
Staff	$42,120.00		
Employment Tax	3,473.00		
Benefits	-		
Staff Development	-		
Total Employee Expenses			$45,593
Contract Services			
Insurance - Liability, D and O	$4,000.00		
Legal Fees	1,000.00		
Accounting Fees	400.00		
Total Contract Services			5,400.00
Operations			
Building Expenses & Bookkeeping Services	$ 9,384.00		
Postage, Mailing Service	150.00		
Printing and Copying	750.00		
Supplies	500.00		
Telephone	3,500.00		
Membership Software	400.00		
Total Operations			14,684.00
Events			
Christmas Shopping for Kids	500.00		
Downtown Pub Crawl	3,000.00		
First Fridays	13,000.00		
Memorial Weekend in Mitchell	18,000.00		
Parade of Lights	2,000.00		
Planter Expense	2,500.00		
Oktoberfest	5,500.00		
Cocoa Crawl	2,000.00		
Second Saturdays	1,000.00		
Retail Promotions Expense	1,000.00		
City of Mitchell Special Events & Park/Rec Fees	$3,900		
Brews & Business	750.00		
Resturant Battles	2,000.00		
Total Events			55,150.00
Organization Promotions			
Main Street Membership Promos	$500.00		
Main Street Marketing Promotions	$500.00		
Total Promotions			1,000.00
Total Expense			121,827.00
Net Income		**$**	**(527.00)**

Mitchell Main Street & Beyond

Period Ending June 30, 2026

Assets	June 30, 2026 Amount	June 30, 2025 Amount	
Cash-General	$ 84,315	$ 85,437	
Cash-Designated	$ 87,877	$ 63,748	
TOTAL	**$ 172,192**	**$ 149,185**	

Administrative	June 30, 2026 Amount	June 30, 2025 Amount	Annual Budget
Revenue	$ 66,936	$ 86,832	$ 113,050
Membership Dues	$ 6,150	$ 7,200	$ 16,150
Expenses	$ 60,110	$ 71,413	$ 113,507
NET INCOME	**$ 6,826**	**$ 15,419**	**$ (457)**

NOTES

Administrative:	
	Received $700 in Membership Renewals.
	Received $600 in Banner Project.
Program :	
	Received $500 in Memorial Weekend income.
	Expensed $1,397 in Memorial Weekend expense.
	Expensed $6,793 in Banner Project expense.

Revenues are 59% of budget- Membership Renewals are 38% of Budget.

Expenses are 53% of budget.

Year is 50% complete.

Mitchell Main Street & Beyond
Balance Sheet
As of June 30, 2026

ASSETS

Current Assets	
General Funds	
CorTrust CD #3	6,989.60
CorTrust CD #2	6,356.88
Cortrust CD #1	30,876.34
General Checking-CorTrust	34,140.82
General Savings-First National	5,951.35
Total General Funds	84,314.99
Designated Funds	
Revolving Fund Checking	53,528.09
Revolving Fund Savings	34,348.64
Total Designated Funds	87,876.73
Accounts Receivable	357.94
Prepaid Expenses	0.00
Total Accounts Receivable	357.94
Loan Receivable	
Gunkel (Main Street Mercantile)	6,000.00
Schwalm	5,333.28
Hildebrandt	5,000.00
Morris	3,999.96
Gunkel (The Watering Hole)	3,999.96
Total Loan Receivables	24,333.20
Total Current Assets	196,882.86
Long-Term Assets	
Fixed Assets	5,333.16
Loan Receivables	
Gunkel (Main Street Mercantile)	3,721.62
Schwalm	12,444.64
Hildebrandt	4,831.67
Morris	9,333.44
Gunkel (The Watering Hole)	6,000.04
Total Loan Receivables	36,331.41
Total Long-Term Assets	41,664.57
TOTAL ASSETS	**238,547.43**

LIABILITIES & EQUITY

Liabilities	
Current Liabilities	
Accounts Payable	1,132.91
Total Current Liabilities	1,132.91
Long Term Liabilities	
Other Liabilities	0.00
Total Long Term Liabilities	0.00
Total Liabilities	1,132.91
Equity	
Opening Balance Equity	184,372.59
Restricted Net Assets- Streetscape	1,278.94
Unrestricted Net Assets	44,936.85
Net Income	6,826.14
Total Equity	237,414.52
TOTAL LIABILITIES & EQUITY	**238,547.43**

Mitchell Main Street & Beyond
Income Statement
June 30, 2026

	1 month ended 06/30/2026	6 Months Ended 06/30/2026	Budget
Revenues			
INCOME -CITY OF MITCHELL	$ -	$ 24,500.00	$ 50,000.00
INCOME- INTEREST, INVESTMENTS	771.31	1,667.45	150.00
INCOME-NEW MEMBERSHIP	150.00	2,100.00	1,000.00
INCOME- MEMBERSHIP RENEWALS	700.00	4,050.00	15,150.00
INCOME -MISC GRANTS	-	25.00	-
INCOME- BANNER PROJECT	600.00	1,700.00	-
INCOME - CARAMEL APPLE SALES	-	-	-
INCOME - CHRISTMAS SHOPPING FOR KIDS	-	50.00	250.00
INCOME - FIRST FRIDAYS	75.00	3,025.00	10,000.00
INCOME- OCTOBERFEST	-	900.00	6,000.00
INCOME- MEMORIAL WEEKEND	500.00	18,633.05	18,000.00
INCOME - PARADE OF LIGHTS	-	50.00	250.00
INCOME - PLANTER SPONSORS	225.00	2,500.00	2,500.00
INCOME- RESTURANT CHALLENGES	-	900.00	250.00
INCOME- PUB CRAWL	-	6,815.45	7,500.00
INCOME-COCOA CRAWL	-	20.00	2,000.00
Total Revenues	3,021.31	66,935.95	113,050.00
Expense			
Operations			
SALARIES & WAGES	3,240.00	21,060.00	40,950.00
EMPLOYMENT TAXES	247.86	1,680.09	3,473.00
INSURANCE	-	2,645.75	4,000.00
PROFESSIONAL FEES	-	328.85	1,400.00
BUILDING EXP. & BOOKKEEPING SERVICES	782.00	4,692.00	9,384.00
POSTAGE	0.74	19.98	150.00
PRINTING & COPYING	6.71	252.48	750.00
SUPPLIES	138.80	739.53	500.00
TELEPHONE	273.49	1,943.93	3,500.00
BOARD RETREAT	-	-	-
MEMBERSHIP SOFTWARE	-	-	400.00
Total Operations Expense	4,689.60	33,362.61	64,507.00
Events/Programming			
CARAMEL APPLES SALES	-	-	1,000.00
CHRISTMAS SHOPPING FOR KIDS	-	-	500.00
FIRST FRIDAYS	2,918.75	5,374.12	12,500.00
OCTOBERFEST	-	-	5,500.00
MEMORIAL WEEKEND IN MITCHELL	1,397.18	8,690.71	18,000.00
PARADE OF LIGHTS	-	100.00	2,000.00
PLANTER EXPENSE	-	615.84	2,500.00
COCOA CRAWL	-	-	2,000.00
MEMBERSHIP SEMINARS	-	-	1,000.00
PUB CRAWL	-	2,890.53	500.00
RESTURAUNT BATTLES EXPENSE	-	1,270.70	2,000.00
MEMBERSHIP & DUES	-	-	500.00
BANNER PROJECT EXPENSE	6,793.07	6,793.07	-
PROMOTIONS EXPENSE	-	1,012.23	1,000.00
Total Events/Programming Expense	11,109.00	26,747.20	49,000.00
Total Expenses	15,798.60	60,109.81	113,507.00
Net Revenues (Expense)	**$ (12,777.29)**	**$ 6,826.14**	**$ (457.00)**

Mitchell Main Street & Beyond

Period Ending December 31, 2025

Assets	December 31, 2025 Amount	December 31, 2024 Amount	
Cash-General	$ 79,790	$ 72,757	
Cash-Designated	$ 76,265	$ 52,489	
TOTAL	**$ 156,054**	**$ 125,246**	

Administrative	December 31, 2025 Amount	December 31, 2024 Amount	Annual Budget
Revenue	$ 139,699	$ 128,672	$ 113,800
Membership Dues	$ 13,156	$ 12,225	$ 16,150
Expenses	$ 132,041	$ 132,598	$ 114,839
NET INCOME	**$ 7,658**	**$ (3,926)**	**$ (1,039)**

NOTES

Administrative:	Received $300 in New Memberships.
	Received $1,400 in Membership Renewals.
	Expensed $3,397 for three canopies.
Program :	Received $1,015 in Cocoa Crawl income.
	Expensed $2,210 in Planter expense from Ymkers Greenhouse.
	Expensed $788 in Cocoa Crawl expense.
	Exepensed $1,685 for Window Decals on 3rd & Main.

Revenues are 123% of budget- Membership Renewals are 82% of Budget.

Expenses are 1153% of budget.

Year is 100% complete.

Mitchell MAIN STREET & BEYOND

Mitchell Main Street & Beyond
Balance Sheet
As of December 31, 2025

ASSETS

Current Assets	
General Funds	
CorTrust CD #3	6,745.93
CorTrust CD #2	6,135.26
Cortrust CD #1	29,799.91
General Checking-CorTrust	31,170.42
General Savings-First National	5,938.09
Total General Funds	79,789.61
Designated Funds	
Revolving Fund Checking	46,795.57
Revolving Fund Savings	29,468.93
Total Designated Funds	76,264.50
Accounts Receivable	449.04
Prepaid Expenses	0.00
Total Accounts Receivable	449.04
Loan Receivable	
Gunkel (Main Street Mercantile)	6,000.00
Schwalm	5,333.28
Hildebrandt	5,000.00
Morris	3,999.96
Gunkel (The Watering Hole)	3,999.96
Total Loan Receivables	24,333.20
Total Current Assets	180,836.35
Long-Term Assets	
Fixed Assets	5,333.16
Loan Receivables	
Gunkel (Main Street Mercantile)	6,101.33
Schwalm	15,111.28
Hildebrandt	6,835.67
Morris	11,333.42
Gunkel (The Watering Hole)	8,500.04
Total Loan Receivables	47,881.74
Total Long-Term Assets	53,214.90
TOTAL ASSETS	**234,051.25**

LIABILITIES & EQUITY

Liabilities	
Current Liabilities	
Accounts Payable	3,462.87
Total Current Liabilities	3,462.87
Long Term Liabilities	
Other Liabilities	0.00
Total Long Term Liabilities	0.00
Total Liabilities	3,462.87
Equity	
Opening Balance Equity	184,372.59
Restricted Net Assets- Streetscape	1,278.94
Unrestricted Net Assets	37,222.62
Net Income	7,714.23
Total Equity	230,588.38
TOTAL LIABILITIES & EQUITY	**234,051.25**

Mitchell Main Street & Beyond
Income Statement
December 31, 2025

	1 month ended 12/31/2025	12 Months Ended 12/31/2025	Budget
Revenues			
INCOME -CITY OF MITCHELL	$ -	$ 45,000.00	$ 45,000.00
INCOME- INTEREST, INVESTMENTS	26.01	2,162.05	150.00
INCOME-NEW MEMBERSHIP	300.00	2,800.00	1,000.00
INCOME- MEMBERSHIP RENEWALS	1,400.00	10,356.10	15,150.00
INCOME - HOPE SPONSORS	-	24,200.00	-
INCOME - CARAMEL APPLE SALES	-	8,923.60	5,000.00
INCOME - CHRISTMAS SHOPPING FOR KIDS	132.00	447.00	250.00
INCOME - FIRST FRIDAYS	-	9,247.50	12,000.00
INCOME- OCTOBERFEST	-	5,525.60	6,000.00
INCOME- MEMORIAL WEEKEND	-	19,209.68	16,000.00
INCOME - PARADE OF LIGHTS	-	-	250.00
INCOME - PLANTER SPONSORS	-	2,860.00	2,500.00
INCOME - WINGAPALOOZA	-	-	10,000.00
INCOME- RESTURANT CHALLENGES	-	-	250.00
INCOME- PUB CRAWL	-	7,233.50	-
INCOME-COCOA CRAWL	1,015.00	1,801.20	250.00
Total Revenues	2,873.01	139,766.23	113,800.00
Expense			
Operations			
SALARIES & WAGES	3,000.00	39,935.00	40,950.00
EMPLOYMENT TAXES	229.50	3,132.19	3,473.00
INSURANCE	-	4,834.00	3,000.00
PROFESSIONAL FEES	-	301.43	400.00
BUILDING EXP. & BOOKKEEPING SERVICES	782.00	9,384.00	9,384.00
POSTAGE	-	25.79	150.00
PRINTING & COPYING	-	338.78	750.00
SUPPLIES	3,651.62	5,118.48	500.00
TELEPHONE	331.37	4,361.52	3,500.00
BOARD RETREAT	-	550.00	-
MEMBERSHIP SOFTWARE	500.00	500.00	400.00
Total Operations Expense	8,494.49	68,481.19	62,507.00
Events/Programming			
CARAMEL APPLES SALES	-	3,324.15	1,500.00
CHRISTMAS SHOPPING FOR KIDS	117.31	117.31	500.00
FIRST FRIDAYS	-	10,473.70	10,000.00
OCTOBERFEST	200.00	4,302.32	5,500.00
MEMORIAL WEEKEND IN MITCHELL	-	14,327.49	20,000.00
PARADE OF LIGHTS	55.13	255.13	250.00
PLANTER EXPENSE	2,210.00	2,269.17	2,500.00
COCOA CRAWL	788.36	1,012.84	2,000.00
WINGAPALOOZA	-	-	4,000.00
MEMBERSHIP SEMINARS	-	-	500.00
Crazy Days	-	271.99	500.00
PUB CRAWL	-	3,913.51	-
RESTURAUNT BATTLES EXPENSE	122.07	777.44	500.00
MEMBERSHIP & DUES	-	-	500.00
PROMOTIONS EXPENSE	480.20	480.20	
ART WALK- HOPE/STREETSCAPE	1,684.86	22,034.86	500.00
Total Events/Programming Expense	5,657.93	63,560.11	48,750.00
Total Expenses	14,152.42	132,041.30	111,257.00
Net Revenues (Expense)	**$ (11,279.41)**	**$ 7,724.93**	**$ 2,543.00**

Note: $5,500 has been designated for the Downtown Art Sculpture project. End of FY25 is $2,224.93

Mitchel Main Street & Beyond
601 N Main Street
Mitchell, SD 57301

Subject: Mid-Year Final Report Outcome: Use of Subsidy Funds, Public Benefit, Performance Measures with outcome reporting year to date.

The FY2026 subsidy funding awarded to Mitchell Main Street & Beyond has been instrumental in supporting free community events, downtown retail promotions, volunteer engagement opportunities, and marketing initiatives throughout Mitchell's historic Main Street district. These investments directly advance our mission of fostering a vibrant, welcoming, and economically sustainable downtown that benefits residents, businesses, and visitors alike.

Between January 1 and May 31, 2026, Mitchell Main Street & Beyond utilized $19,638.20 of the $50,000 subsidy award in support of MMSB Goal #8: *"Organize a variety of events to boost community engagement and create a positive economic impact for the City of Mitchell and Main Street."*

Since submitting the FY2026 application, Mitchell Main Street & Beyond has expanded and refined its retail event programming from 35 community/retail events to 116 to better align with the needs of downtown and area businesses while increasing opportunities for community engagement and participation.

During this reporting period, Mitchell Main Street & Beyond successfully completed 50 community and retail events, representing significant progress toward our annual goal of 116 events in FY2026. These activities generated 144 days of community engagement, promotions, celebrations, and economic development initiatives, contributing toward our goal of 288 promotional and event days throughout the fiscal year.

The events outlined in this report represent only one component of Mitchell Main Street & Beyond's work. The figures and outcomes reported below reflect event and promotional programming exclusively and do not include the organization's broader efforts in economic development, business support, downtown revitalization, beautification projects, volunteer engagement, advocacy initiatives, tourism partnerships, and other community enhancement programs that are carried out year-round to strengthen Mitchell's downtown district and overall community vitality.

January Mitchell Main Street completed following Events:

- Burger Battle | Length: 31 Days | 9 Local Restaurants | 3,214 reported orders x $25.00 per Order = $80, 350.00 Economic Impact
- Kernel Quackers Scavenger Hunt | 31 Days | 32 Participating Businesses
- Thrive Month | 31 Days of Celebrating Downtown
- New Year, New You Shopping Spree | 3 Days | 10 Participating Businesses
- National Pizza Week | 7 Days of local promos include downtown pizza nights
- National Hat Day | 1 Day | 3 Business held Hat Promos
- MMSB Annual Banquet | 1 Day | Recognized Blake & Megan Sabers as FY25 MMSB Champion
- Winter Crazy Crawl & Cookie Crawl |1 Day | 16 Participating Businesses
- National Chocolate Cake Day | 1 Day | Local promos for bakeries & restaurants
- Nation Hot Cocoa Day | 1 Day | Local promos for bakeries & restaurants

February Mitchell Main Street completed following Events:

- HeartQuest | 15 Days | 23 Participating Businesses

- National Cancer Day | 1 Day | No promos submitted
- "7 Days of Downtown Date Night" | 7 Days | 14 Businesses | Total views 81,776. Average view 11,682
- Super Bowl Sunday | 1 Day | Local promos
- Galantines Day | 1 Day | Local Promos
- Valentines Day | 1 Day | Local Promos
- President's Day | 4 Days | Local Promos
- National Love Your Pet Day | 1 Day | Promo for Groomers and Ed's Pet World
- Business & Brews | 1 Day | 20 Businesses & 25 People | MMSB Networking
- Leap Into Spring Promo | 2 Days | Local Promos

March Mitchell Main Street completed following Events:

- Wingapalooza | 31 Days | 11 Local Restaurants | 2,011 reported Orders x $25 = $50, 275 Economic Impact
- Women's History Month | 31 Women in Business Promos | 154 Women in total
- Downtown Madness | 2 Days | Local Promos
- National Women's Day | 1 Day | Local Promos
- Saint Patty's Weekend Extravaganza | 7 Bars | 92 Souvenir Cups Sold | 200 through the door | Bar owners reported back full bars all evening long
- 1st Day of Spring | 1 Day | Local Promos
- Downtown Dribble Hunt | 12 Day | 28 Participating Businesses
- Spring & Easter Promos | 2 Days | Locol Promo
- World Water Day | 1 Day | Local Promo for downtown spas

April Mitchell Main Street completed following Events:

- National Rock Your Socks for Autism | 31 Days | Low participation (will not repeat event)
- April Fools / Walking Day | 1 Day | Local Fun & Promos
- Easter Day | 1 Day | Local Promos leading up to holiday
- World Health Day | 1 Day | Local Promos for Spa downtown
- National Pet Day | 1 Day | Promos for Ed's Pet World & Groomers
- Tax Day Promos | 1 Day | No participation (will not repeat event)
- Spring Ladies Day Out | 1 Day | 45 Participating Businesses | 1,111 Entries x $25 = $27,775 Economic Impact

May Mitchell Main Street completed following Events:

- May Dessert Rumble | 31 Days | 14 Businesses | 648 reported Orders x $15 = $9,720 economic impact
- 1st Friday's on Main | 1 Day | ~ 1,500 participants | 34 Vendors | Traditional Activities
    - Using a conservative estimate of $20 in spending per attendee, the event generated approximately $30,000 in direct economic impact. While industry standards often use $30 per attendee (an estimated $45,000 impact), Mitchell Main Street & Beyond selected the lower estimate due to Mitchell's lower cost of living, including local fuel and food prices, as well as the fact that the majority of event activities are offered free of charge, resulting in lower average spending per attendee for this May event.
- May Day | 1 Day | Local floral promos
- Mother's Day Promos | 4 Days | Local promos
- May the "4th" Be with You | 1 Day | Local fun & promos

- Cinco De Mayo | 1 Day | Local Deals
- National Nurse Day | 1 Day | 5 businesses participated
- National Tourism Day | 1 Day | Partnership with CVB & downtown businesses
- 2nd Saturday's | 1 Day | Windy Day resulting in no sidewalk sales, but 7 in-store promos
- Schools Out for the Summer Promo | 3 Days | No participation (will not repeat event)
- Memorial Weekend in Mitchell | 1 Day | 10 Teams | Cooked 4,872 Rib Bones | ~3,500 participants | Traditional Events & New Events for 25 Year Celebration
    - Using a conservative estimate of $25 in spending per attendee, the event generated approximately $87,500 in direct economic impact. While industry standards often use $45 per attendee (an estimated $157,500 impact), Mitchell Main Street & Beyond selected the lower estimate due to Mitchell's lower cost of living, including local fuel and food prices, as well as the fact that the majority of event activities are offered free of charge, resulting in lower average spending per attendee.
- SD Mud Racers | 1 Day | Helped with promos | Great attendance
- Veterans Cemetery Service | 1 Day | Assisted with Promos | Decent attendance
- Summer Sunshine Promos | 2 Days | No participation (will not repeat event)

June Mitchell Main Street completed following Events (The following June events were completed after the reporting period and are therefore not included in the reported total of **$19,638.20**.)

- Men in Business Month | 12 Businesses & 36 Men in Business as of June 18th, 2026
- National Bicycle Day | 1 Day | Promos for Ron's Bike Shop
- National Cheese Day | 1 Day | Promos for local restaurants & bakeries
- National Donut Day | 1 Day | Promos for bakeries, Donut Department, & food stores
- 1st Friday's on Main | 1 Day | ~ 2,000 participants | 38 Vendors | Traditional Activities
    - Using a conservative estimate of $25 in spending per attendee, the event generated approximately $50,000 in direct economic impact. While industry standards often use $30 per attendee (an estimated $60,000 impact), Mitchell Main Street & Beyond selected the lower estimate due to Mitchell's lower cost of living, including local fuel and food prices, as well as the fact that the majority of event activities are offered free of charge, resulting in lower average spending per attendee, but there were 5 local fundraisers happening resulting in the increase from $20 per attendee (May) to $25 per attendee (June).
- 2nd Saturday's | 1 Day | Hot Day resulting in no sidewalk sales, but in-store promos

The public benefit generated through these activities was significant and measurable in several key areas:

Economic Development:
Community events increased foot traffic throughout downtown, providing valuable exposure and revenue opportunities for local retailers, restaurants, food vendors, and service businesses. By encouraging residents and visitors to shop, dine, and explore locally, these events contributed to the overall economic vitality of Mitchell's downtown district.

Tourism and Community Visibility:
Signature downtown events attracted visitors from throughout the region and beyond, showcasing Mitchell as a vibrant destination and encouraging repeat visitation. Collaboration with the Mitchell Convention & Visitors Bureau further promoted downtown attractions and laid the groundwork for future initiatives, including the continued development of a Downtown Artwalk that will enhance both resident and visitor experiences.

Community Engagement and Quality of Life:
Free public events provided opportunities for residents of all ages to gather, connect, and celebrate their

community. These activities fostered civic pride, strengthened community relationships, and encouraged volunteer participation from both Mitchell Main Street & Beyond members and non-members.

Cultural Enrichment:
Programming featured live music, local vendors, family-friendly activities, and unique experiences that reflected the character and spirit of Mitchell. These events enriched the community's cultural offerings while creating welcoming spaces for residents and visitors to enjoy downtown.

Public-Private Partnership Success:
The partnership between Mitchell Main Street & Beyond, the City of Mitchell, local businesses, community organizations, and volunteers demonstrated the value of collaborative investment in community development. By leveraging resources and shared expertise, the partnership maximized public impact while enhancing public spaces and programming opportunities.

Downtown Revitalization:
Hosting events and activities in the historic downtown district increased awareness, encouraged investment, supported beautification efforts, and contributed to the long-term sustainability of Main Street. These efforts helped create a more active, attractive, and economically resilient downtown environment.

Overall, the subsidy funding provided meaningful public benefit by strengthening Mitchell's economy, supporting local businesses, enhancing community quality of life, promoting tourism, and advancing the ongoing revitalization of Mitchell's Main Street. Through these efforts, Mitchell Main Street & Beyond continues to fulfill its mission of creating a thriving downtown where residents are proud to call the heart of their community home.

The following provides an update on the goals identified in the FY2026 Subsidy Application and summarizes the measurable outcomes and accomplishments achieved from January 1, 2026, through June 18, 2026, in support of those objectives.

2. Goals: Describe measurable goals that you intend to accomplish in the next year that are directly funded by the subsidy and describe how you will measure your performance towards those goals.

Goal # 8 of 10 MMSB Goals for FY 2026.

"*Organize a variety of events to boost community engagement and have a positive economic impact on the City of Mitchell & Main Street."*

- **1st Friday on Main (5 events)**
  - *Measurable Goal:* Attract 2,000+ attendees per event, provide live music, food trucks, vendors, and create a space for the community to gather & celebrate.
    - 1st Friday's on Main | 1 Day | ~ 1,500 participants | 34 Vendors | Traditional Activities
      - Using a conservative estimate of $20 in spending per attendee, the event generated approximately $30,000 in direct economic impact. While industry standards often use $30 per attendee (an estimated $45,000 impact), Mitchell Main Street & Beyond selected the lower estimate due to Mitchell's lower cost of living, including local fuel and food prices, as well as the fact that the majority of event activities are offered free of charge, resulting in lower average spending per attendee for this May event.

        - 1st Friday's on Main | 1 Day | ~ 2,000 participants | 38 Vendors | Traditional Activities
            - Using a conservative estimate of $25 in spending per attendee, the event generated approximately $50,000 in direct economic impact. While industry standards often use $30 per attendee (an estimated $60,000 impact), Mitchell Main Street & Beyond selected the lower estimate due to Mitchell's lower cost of living, including local fuel and food prices, as well as the fact that the majority of event activities are offered free of charge, resulting in lower average spending per attendee, but there were 5 local fundraisers happening resulting in the increase from $20 per attendee (May) to $25 per attendee (June).
- **Saint Patty's Weekend Extravaganza & Pub Crawl**
    - *Measurable Goal:* Partner with 5+ local bars/restaurants and achieve 150+ participants.
        - Saint Patty's Weekend Extravaganza | 7 Bars | 92 Souvenir Cups Sold | 200 through the door | Bar owners reported back full bars all evening long.

- **Restaurant Rumbles (6 events)**
    - *Measurable Goal:* Feature 6-10 local eateries per event and create a ROI Fun Fact sheet for each event.
        - Burger Battle | Length: 31 Days | 9 Local Restaurants | 3,214 reported Orders x $25.00 per Order = $80, 350.00 Economic Impact
        - Wingapalooza | 31 Days | 11 Local Restaurants | 2,011 reported Orders x $25 = $50, 275 Economic Impact
        - May Dessert Rumble | 31 Days | 14 Businesses | 648 reported Orders x $15 = $9,720 economic impact
        - Mitchell Beverage Bash | October 2026
        - Holiday Treat Rumble | December 2026
        - *Restaurant Owners spoke up that there were to many rumbles in 2025*
- **2nd Saturdays (3 events)**
    - *Measurable Goal:* Engage 5+ downtown business owners to have sidewalk sales, live music, and art interactions.
        - 2nd Saturday's | 1 Day | Windy Day resulting in no sidewalk sales, but 7 in-store promos
        - 2nd Saturday's | 1 Day | Hot Day resulting in no sidewalk sales, but 4 in-store promos
        - 2nd Saturday | July 11th
        - 2nd Saturday | August 8th
        - Many expressed challenges with traditional sidewalk sales due to modern retail operations, staffing demands, and concerns regarding shoplifting. Business owners also advocated for reducing outside vendor participation during these

promotions in order to encourage customers to visit and shop directly within local storefronts.

- **Woolworth's Caramel Apples (2 Events)**
  - *Measurable Goal:* Distribute 3,500 + traditional Woolworth's Caramel Apples. Raise $6,000+ for the Carnegie Resource Center.
    - After evaluating organizational priorities and staff capacity, the Mitchell Main Street & Beyond Board of Directors determined that limited staff resources would be better allocated toward retail events, promotions, and community engagement efforts that benefit a broader segment of the business community. With the continued growth and success of FY2025 and FY2026 event programming, the substantial time required to coordinate the Woolworth's Caramel Apple program can be redirected toward initiatives that drive increased customer traffic, support local businesses, and create a greater overall economic impact for Downtown Mitchell.

    - This decision does not diminish Mitchell Main Street & Beyond's appreciation for the historical significance of the Woolworth's Caramel Apple tradition or the important work of the Carnegie Resource Center in preserving Mitchell's history. Mitchell Main Street & Beyond remains committed to supporting the Carnegie Resource Center and its efforts to keep our community's heritage alive and will continue to assist in promoting and supporting its fundraising initiatives whenever possible.

- **Memorial Weekend in Mitchell**
  - *Measurable Goal:* Collaborate with 10 + BBQ Teams, cook over 4,500 pork rib bones, and have 5,000+ in attendance.
    - Memorial Weekend in Mitchell | 1 Day | 10 Teams | Cooked 4,872 Rib Bones | ~3,500 participants | Traditional Events & New Events for 25 Year Celebration
      - Using a conservative estimate of $25 in spending per attendee, the event generated approximately $87,500 in direct economic impact. While industry standards often use $45 per attendee (an estimated $157,500 impact), Mitchell Main Street & Beyond selected the lower estimate due to Mitchell's lower cost of living, including local fuel and food prices, as well as the fact that the majority of event activities are offered free of charge, resulting in lower average spending per attendee.
      - Mitchell High School's graduation weekend coincided with the event in FY2026, and we experienced a noticeable impact on attendance and participation as many families and community members were engaged in graduation related activities. This also prevent 4 other BBQ Teams from competition in FY2026.

  - *Measurable Goal:* Over 75 vehicles in Show & Shine with Family Fun Zone.

        - 78 Total Vehicles in Show & Shine.
        - Free Family Fun Zone included: Kid Games, Inflatables, Touch A Truck, Facepainting, Twin River Old Iron Association, Kid Pedal Pull, Ice Cream, National Guard Archery Tag, and Movement Health Run.

- **Ladies Day Out (2 events)**
    - *Measurable Goal:* Engage 30+ retailers and have over 1,500+ entries per event.
        - Spring Ladies Day Out | 1 Day | 45 Participating Businesses | 1,111 Entries x $25 = $27,775 Economic Impact
        - Fall Spring Ladies Day Out | October 3rd

- **Oktoberfest and 301 Rodz & Ridz**
    - *Measurable Goal:* Feature 5 German festival games, wennier dog races, and attract 5,000+ attendees.
    - *Measurable Goal:* Line Main Street from 1st Ave to 7th Ave with Show & Shine vehicles with partnership with 301 Rodz.
        - Date is set for September 19th.
- **Downtown Trick-or-Treat**
    - *Measurable Goal:* Involve 7 blocks businesses handing out treats for children and families.
        - Date is set for October 31st.
- **Parade of Lights**
    - *Measurable Goal:* Register 40+ parade entries and a full Main Street of spectators.
        - Date is set for December 1st.
- **Crazy Days**
    - *Measurable Goal:* Support 25+ retailers with Crazy Dayz sales on Main Street.
        - Date is set for July 10th -11th.
- **25 Days of Christmas**
    - *Measurable Goal:* Work with 25 retailers to promote holiday deals to social media with each retailer receiving 10,00 views minimum.
        - Updated goal is to 50 businesses in 25 Days. Set to start on November 16th.
- **Christmas Shopping for Kids**
    - *Measurable Goal:* Serve 500+ children with gifts from 8+ local vendors while celebrating the 32 years of tradition.

        - Date is set for December 5th.

- **7 Days of Valentines**
    - *Measurable Goal:* Promote 14 businesses with special themed giveaways.
        - Great social media turn out where we partnered local business together for downtown date nights. Total views 81,776. Average view 11,682

- **Holiday Open House & Hot Cocoa Crawl**
    - *Measurable Goal:* Involve 5+ businesses and attract 100+ participants.
        - Date is set for November 7th

- **'Wrap' It Up Weekend**
    - *Measurable Goal:* Promote social media for downtown business owners to increase sales final weekend before the holiday season.
        - Date is set for December 20-22nd.

Overall, the FY2026 subsidy funding has provided a meaningful public benefit by strengthening Mitchell's economy, supporting local businesses, enhancing quality of life for residents, promoting tourism, and advancing the continued revitalization of Mitchell's Main Street. Through strategic partnerships, community engagement, retail promotions, and destination-focused events, Mitchell Main Street & Beyond continues to fulfill its mission of creating a vibrant downtown district that serves as the heart of the community and a source of pride for residents and business owners alike.

The outcomes presented in this report demonstrate measurable progress toward the goals established in the FY2026 Subsidy Application. From January 1, 2026, through June 18, 2026, Mitchell Main Street & Beyond successfully advanced its objectives through community events, economic development initiatives, business support programs, and promotional activities that generated positive impacts throughout Mitchell. We remain committed to building on this momentum during the remainder of FY2026 and continuing to create opportunities that strengthen our downtown, support local businesses, and enhance the overall vitality of our community.

Respectfully,

Elizabeth Luczak
Executive Director | MMS&B
Mitchell Main Street & Beyond
Phone: 605.990.4500
Email: MMSEvents@mitchellsd.com
Location: 601 N Main Street | Mitchell, SD 57301
~Community isn't something we inherit - it's something we build together.~

July 28, 2026

Stephanie Ellwein, City Administrator
City of Mitchell
612 N Main Street
Mitchell, SD 57301

Dear Ms. Ellwein:

Please find enclosed the attached application and proposal summary for the Mitchell Municipal Band. We hope that the city will again partner with us in providing funding for our municipal band.

The Mitchell Municipal Band has provided free quality live music to the Mitchell community since its inception in 1883. Comprised of Mitchell area musicians from all walks of life, the band performs music in many genres to entertain young and old alike.

We request a subsidy of $15,700, which will help with director fees, new music, liability and equipment insurance, trailer storage, musician stipends, equipment maintenance, and other expenses associated with the management of a community band.

Thank you for your time and consideration of our subsidy request. Should you have any questions, please feel free to contact me at debasmus@hotmail.com or Molly Manchester, MMB President, at mollymanchester08@gmail.com.

Sincerely,

Debbie Asmus

Debbie Asmus
Treasurer
Mitchell Municipal Band

APPLICATION FOR 2027 SUBSIDY OF CITY FUNDS

Applicant: Mitchell Municipal Band

Address [redacted]

Telepho [redacted]

Contact (individual responsible for the project):

Name: Debbie Asmus

Title: Treasurer

Address: [redacted]

Telepho [redacted]

Email: [redacted]

Applicant is:

- ☒ **nonprofit organization**
- ☐ **government agency**
- ☐ **for-profit business**
- ☐ **an individual**
- ☐ **other** Click or tap here to enter text.

Amount Requested: $ 15,700.00

1. **Subsidy Intended Use:** What (specifically) will the subsidy be used for, and what is the public benefit?

The Mitchell Municipal Band provides free concerts to the community for 8 weeks in the summer. Mitchell area musicians and students participate in the band. The subsidy helps reimburse the musicians for gas and instrument maintenance and also helps fund music, directors, and equipment.

A. Advertising: If any portion of the subsidy will be used for advertising, please provide the analytics for the advertising dollars spent in previous years, and an itemization of where the advertising dollars will be spent with the subsidy funds.

None. We advertise using Facebook posts and flyers, which cost us nothing.

B. Wages: If any portion of the subsidy will be used for wages, please list the positions funded and what percentage of the wage the subsidy covers. Please include job descriptions and wages for the positions funded by the subsidy.

The subsidy provides payment for the coordinating music director, guest directors from the local area, and musicians (reimbursement for travel and instrument maintenance). We also provide a small stipend for those who do extra work for the band: music librarian, those running the sound system at concerts, the announcer, soloists, and those who set up flags and banners.

2. Goals: Describe measurable goals that you intend to accomplish in the next year that are directly funded by the subsidy and describe how you will measure your performance towards those goals.

Our main goal is to play 8 concerts per summer concert series. Our secondary goal is to maintain and, as possible, grow the number of musicians in our band.

A. Previous Subsidy Goals/Performance: If you received a subsidy in previous years, please provide the most recent goal and performance measure of that goals for the previous year subsidy.

We have been able to hold 7 concerts so far this summer, with one more scheduled July 29. None have been canceled due to weather, as we were able to use indoor venues at no charge for two concerts held on very hot days.

3. Measurement: What will the subsidy requested accomplish for the City of Mitchell? How will you measure the benefit to the public? (Please list the specific actions & measurable results.) How do these measurable goals align with City priorities? (The measurement has to be tied to the subsidy and cannot include inflation driven numbers.)

We provide music as a vital cultural/art event for the City of Mitchell. We continually promote our concerts to maintain our current audience and to continue to grow audience attendance. This year more than 100 people attended most of our concerts, an increase of roughly 20-30 people over previous years. Cooperative weather, and the availability of air conditioned venues on hot nights, definitely enhanced our attendance.

4. Previous Subsidy: If you received a subsidy last year, please itemize how the dollars were spent, provide the goa

you established for the subsidy, and the measurements that were used to assess the success of the goal. Was the goal obtained? Why or why not?

Please refer to the 2026 income and expense report that is included in the paperwork. Our goal was to perform concerts fo the public. As of today, we have performed 7 of our 8 concerts, with one remaining. None were canceled due to weather this summer.

5. Competition: Does your organization compete or provide a service that private enterprise is currently providing? If your entity is competing, why is the subsidy necessary for your organization?

No.

6. Subsidy as a percent of income: What is the subsidy/income % for your organization? Please provide documentation as to how you calculated this percentage. *If your subsidy exceeds 50% your financials are required to be made available publicly as part of the subsidy process.*

100%.

7. Please list all sources of private investment or contributions aside from your subsidy request.

Occasional grants, musician-donated time and travel, trailer maintenance, cleaning the bandshell, occasional donations from the public, other volunteer performances. This year we began asking for freewill donations at our outdoor concerts for the first time. Thus far this summer $557 was donated, which was wonderful, but obviously we cannot depend upon nor budget for these gifts.

8. Do you receive any federal funding. If so, how much is received and from what source?
No.

Certification
Acting as the duly authorized representative for the described project and its sponsoring organization/agency/business, I certify that the information submitted is correct to the best of my knowledge and belief and submit this request for funding to the City of Mitchell.

Name: Debbie Asmus
Title: Treasurer

☒ By checking this box, I acknowledge my agreement to the above certification.

☒ By checking this box, I acknowledge I have included my most recent financial statements are required by the application for funds.

☒ By checking this box, I acknowledge that the required reports from the previous subsidy (if applicable) have been submitted

to the City prior to the July 1st application opening period. I also understand that failure to do so will automatically disqualify this application.

☒ By checking this box, I acknowledge the reporting requirements for receipt of City Subsidy Funds.

☒ By checking this box, I acknowledge that if more than 50% of the organization's annual income comes from City Subsidy funds, the organization cannot financially support candidates or ballot issues.

☒ By checking this box, I acknowledge that Subsidies that are more than 50% of the organization's annual income are required to have publicly available financials. *(This includes in the past two years, or the subsidy application year).*

Date: 07/28/2026

Mitchell Municipal Band
Income and Expense Report
As of July 27, 2026

Checking Account Balance as of 1/1/26	$	286.82
Savings Account Balance as of 1/1/26	$	517.28
Income		
Subsidy Allocation: City of Mitchell 2026 Allocation	$	14,500.00
Sale of Old Trailer	$	2,500.00
Donations	$	557.00
Total 2026 Income	**$**	**17,557.00**
Expenses		
Coordinating Director	$	1,800.00*
Guest Directors	$	1,000.00*
Musicians	$	8,100.00*
Set Amount Duties	$	800.00*
Insurance (trailer, liability)	$	2,600.00*
Trailer Storage	$	400.00*
Trailer Supplies & Maintenance	$	1,578.13
Trailer Tax & Licenses	$	60.00
SD Annual Nonprofit Report	$	20.49
General Supplies	$	175.22
Photography	$	25.00*
PO Box Fee (annual)	$	188.00*
Instrument Purchases	$	850.00*
To Savings	$	66.00
Checks	$	140.00*
Total 2026 Expenses	**$**	**17,802.84**

*Note: These bills are due and paid in August thru October.

Checking Account Balance:	$	40.98
Savings Account Balance:	$	600.43
(Emergency fund for trailer, tires, equipment, etc.)		

Mitchell Municipal Band
Officer Verification of 2026 Income and Expense Report

We hereby verify that the attached statement of 2026 income and expenses is accurate to the best of our knowledge.

MITCHELL MUNICIPAL BAND

Molly Manchester, President

Kim Bruguier, Vice President

LaNae Fuerst, Secretary

Danielle DeKruif, Past President

Mitchell Municipal Band
2027 Budget

Checking Account Balance as of 1/1/27	$	40.98
Savings Account Balance as of 1/1/27	$	600.43
Income		
City of Mitchell 2027 Allocation	$	15,700.00
	$	0.00
Total 2026 Income	**$**	**15,700.00**
Expenses		
Coordinating Director	$	1,800.00
Guest Directors	$	1,000.00
Musicians	$	7,800.00
Set Amount Duties	$	800.00
Music	$	200.00
Instrument Supplies & Repairs	$	500.00
Insurance (trailer, liability)	$	2,600.00
Trailer Storage	$	400.00
Trailer Supplies & Maintenance	$	150.00
Trailer Tax & Licenses	$	65.00
SD Annual Nonprofit Report	$	10.00
General Supplies	$	150.00
Photography	$	25.00
PO Box Fee (annual)	$	188.00
Total 2026 Expenses	**$**	**15,688.00**
Checking Account Balance:	$	52.98
Savings Account Balance:	$	600.43
(Emergency fund for trailer, tires, equipment, etc.)		

MITCHELL MUNICIPAL BAND
BOARD MEMBERS 2026-27
AS OF JULY 1, 2026

President – Molly Manchester
Past President – Danielle DeKruif
Vice President – Kim Bruguier
Treasurer – Debbie Asmus
Secretary – LaNae Fuerst
Director of Marketing and Communication – Miranda Paulson
Director of Equipment and Tech – Mike Sejnoha

APPLICATION FOR
2027 CITY FUNDS (BUDGET SUBSIDIES)

Application Process:
The Mitchell City Council evaluates subsidy applications on an annual basis for funding in the following calendar year. The City's fiscal year is January 1 to December 31. Proposals must be submitted in accordance with the budget cycle schedule and proposal format outlined below. Please note that requests may only be made during this period of time. Completed applications must be received before July 31, 2026 at 5pm.

City Budget Cycle Schedule:

July 1, 2026	**Subsidy Applications Open**
July 31, 2026	**Deadline to submit completed funding proposal to City of Mitchell** (early submission is encouraged)
August- September	Administrative Review of Budget
October	Council review of budget
November	Council adoption of budget
December	Notification of funding

Applicant Qualifications:

- Applicant must be located and provide services within the City of Mitchell.
- Funding requests from individuals, religious, or political groups are ineligible.
- Funding requests from qualified organizations outside of the funding timeline prescribed will not be considered.
- Incomplete applications will not be considered for funding.
- Any applications who have previously received funding, must comply with the 2026 reporting requirements before applying for 2027 funding.

Proposal Requirements:

- Completed funding application.
- Most recent audit.
- Most recent budget.
- List of current members of Board of Directors.

Submission Instructions:
Please read the application form carefully and refer to the Proposal Requirements for clarification. All information should be entered in the space provided. **Incomplete applications will not be considered**. All proposals must be typed.

- Applications can be submitted during the application period of July 1- July 31st.
- A full electronic set is required. Email the application packet in its entirety to stephanie.ellwein@cityofmitchellsd.gov.
- Materials submitted will not be returned.
- **Deadline**: **July 31, 2026 before 5pm.**

Budget Hearings:
Mitchell City Council budget meetings will be held in October and in November, and are open to the public. Applicants are encouraged to attend budget meetings to remain informed during the process. However, applicants may or may not be invited to make a presentation on their funding proposal. Applicants should be prepared to answer questions based on the application. All proposed handouts must be provided to the City in advance with the application for approval and distribution. Final action on the budget occurs at the 2nd Council meeting in November.

Reporting Requirements:
If awarded funding, the City of Mitchell requires all recipients of municipal funds to identify the reason for the subsidy, the public purpose served by the subsidy, the specific performance measurements to be attained, and final reporting on outcomes. Failure to provide final reporting of funds and all other required reports will make applicant **ineligible** for future subsidies.

All reports shall be timely prepared and filed with the City of Mitchell **prior** to July 1st. Failure to comply with any of these requirements **will** result in the revocation of the requested subsidy as well as repayment requirements, and a determination that the organization is ineligible for future municipal subsidies for a period of years.

fnbo
1620 Dodge St.
Stop Code 3148
Omaha, NE 68197

MITCHELL MUNICIPAL BAND
1120 S ROWLEY ST
MITCHELL SD 57301

01

Summary of Accounts - From 07/01/2025 To 09/30/2025

SERVICEMEMBERS CIVIL RELIEF ACT (SCRA)

If you are an **active duty member of the United States Military,** you may be eligible for additional benefits on your account(s) under the Servicemembers Civil Relief Act (SCRA).

For additional information regarding SCRA benefits, please call 855-868-8446 or log in to the website listed on the front of your statement and click 'Resources' for more information.

Account Type	Account Number	Beginning Balance	Ending Balance
Business Savings	41376815535	$515.82	$516.60
Total on Deposit			**$516.60**

CONTACT INFORMATION

Telephone us at: (800) 642-0014

We accept calls made through relay services (dial 711)

Write us at: First National Bank of Omaha

Customer Care Center

1620 Dodge St. Stop 3095

Omaha, NE 68197-3095

Visit us at: fnbo.com

INQUIRIES ABOUT YOUR DIRECT DEPOSIT

If you have arranged to have direct deposits made to your account at least once every 60 days from the same person or company, you can call us at the contact number above to find out whether the deposit has been made.

HOW TO CALCULATE YOUR LINE OF CREDIT INTEREST CHARGES AND YOUR BALANCE SUBJECT TO INTEREST RATE

Interest Charges: Your interest charge(s) are computed by multiplying your closing principal balance for each day by the daily periodic rate applicable for that day and adding the daily results during the billing cycle together. The daily periodic rate may vary in accordance with your line of credit agreement.

Balance Subject to Interest Rate: The closing principal balance is used to calculate the balance subject to the interest rate. The closing principal balance in your account each day will be determined by taking the beginning principal balance of your account each day (excluding unpaid interest charges), adding any new advances and subtracting any principal payments or credits. All of the closing principal balances are added together and divided by the number of days in the billing cycle to get the balance subject to interest rate shown on this statement. This balance subject to interest rate can be multiplied by the number of days in the billing cycle and the periodic rate applied to the product to determine the amount of the finance charge.

THE FOLLOWING SECTIONS APPLY TO CONSUMER ACCOUNTS ONLY:

IN CASE OF ERRORS OR QUESTIONS ABOUT YOUR ELECTRONIC TRANSFERS

Contact us in one of the methods listed above as soon as you can, if you think your statement or receipt is wrong or if you need more information about a transfer on the statement or receipt. We must hear from you no later than 60 days after we sent the FIRST statement on which the problem or error appeared. (1) Tell us your name and account number, (2) Describe the error or the transfer you are unsure about, and explain as clearly as you can why you believe it is an error or why you need more information, and (3) Tell us the dollar amount of the suspected error. We will investigate your complaint and will correct any error promptly. If we take more than 10 business days to do this, we will credit your account for the amount you think is in error, so that you will have the use of the money during the time it takes us to complete our investigation.

WHAT TO DO IF YOU HAVE A LINE OF CREDIT AND YOU THINK YOU FIND A MISTAKE ON YOUR STATEMENT

If you think there is an error on your statement, write to us using the Contact address above. In your letter, please give us the following information: (1) Account information: Your name and account number, (2) Dollar amount: The dollar amount of the suspected error, and (3) Description of Problem: If you think there is an error on your bill, describe what you believe is wrong and why you believe it is a mistake. You must contact us within 60 days after the error appeared on your statement. You must notify us of any potential errors in writing. You may call us, but if you do we are not required to investigate any potential errors and you may have to pay the amount in question. While we investigate whether or not there has been an error, the following are true: (1) We cannot try to collect the amount in question, or report you as delinquent on that amount, (2) The charge in question may remain on your statement, and we may continue to charge you interest on that amount. But, if we determine that we made a mistake, you will not have to pay the amount in question or any interest or other fees related to that amount, (3) While you do not have to pay the amount in question, you are responsible for the remainder of your balance, (4) We can apply any unpaid amount against your credit limit.

PAYMENT REQUIREMENTS

PAYMENTS MADE IN PERSON OR BY MAIL: Payments are generally credited as of the date received if the payment is (1) received by us during normal branch hours and, if by mail, at the payment address listed on the payment coupon or in the supplied envelope (if applicable), (2) paid with one check or one money order drawn in United States Dollars on bank located in the United States and the full account number listed on the check or money order, (3) accompanied by the payment coupon (without any other portion of a statement or any correspondence of any type). If we accept a payment in any other form there may be a delay in crediting your account up to five days, during which time interest will accrue and applicable fees will apply. If your payment is returned unpaid by your bank for insufficient funds, we may re-present your check electronically. In the event that your payment due date falls on a date we do not receive or accept payments by mail (weekends and holidays), payments made in person on that date and payments received by mail by the next business day will be treated as on-time.

Business Savings-XXXXXX5535

Account Summary

Description	
Beginning Balance	**$515.82**
3 Credit(s) This Period	$0.78
0 Debit(s) This Period	$0.00
Ending Balance	**$516.60**
Days in Statement	92

Interest Summary

Description	
Annual Percentage Yield Earned	0.60%
Interest Days	92
Interest Earned	$0.78
Interest Paid This Period	$0.78
Interest Paid Year-To-Date	$2.31

Account Activity

Post Date	Description	Debits	Credits	Balance
	Beginning Balance			$515.82
07-31	INTEREST PAYMENT		$0.26	$516.08
08-29	INTEREST PAYMENT		$0.27	$516.35
09-30	INTEREST PAYMENT		$0.25	$516.60
	Ending Balance			$516.60

[redacted]

[redacted]

fnbo
1601 Dodge St.
Stop Code 3148
Omaha, NE 68197-3148

MITCHELL MUNICIPAL BAND
[redacted]

01

Summary of Accounts - From 10/01/2025 To 12/31/2025

Deposit Account	Account Number	Beginning Balance	Ending Balance
Business Savings	41376815535	$516.60	$517.28
Total on Deposit			**$517.28**

CONTACT INFORMATION

[redacted]

We accept calls made through relay services (dial 711)

Write us at: First National Bank of Omaha

[redacted]

INQUIRIES ABOUT YOUR DIRECT DEPOSIT

If you have arranged to have direct deposits made to your account at least once every 60 days from the same person or company, you can call us at the contact number above to find out whether the deposit has been made.

HOW TO CALCULATE YOUR LINE OF CREDIT INTEREST CHARGES AND YOUR BALANCE SUBJECT TO INTEREST RATE

Interest Charges: Your interest charge(s) are computed by multiplying your closing principal balance for each day by the daily periodic rate applicable for that day and adding the daily results during the billing cycle together. The daily periodic rate may vary in accordance with your line of credit agreement.

Balance Subject to Interest Rate: The closing principal balance is used to calculate the balance subject to the interest rate. The closing principal balance in your account each day will be determined by taking the beginning principal balance of your account each day (excluding unpaid interest charges), adding any new advances and subtracting any principal payments or credits. All of the closing principal balances are added together and divided by the number of days in the billing cycle to get the balance subject to interest rate shown on this statement. This balance subject to interest rate can be multiplied by the number of days in the billing cycle and the periodic rate applied to the product to determine the amount of the finance charge.

THE FOLLOWING SECTIONS APPLY TO CONSUMER ACCOUNTS ONLY:

IN CASE OF ERRORS OR QUESTIONS ABOUT YOUR ELECTRONIC TRANSFERS

Contact us in one of the methods listed above as soon as you can, if you think your statement or receipt is wrong or if you need more information about a transfer on the statement or receipt. We must hear from you no later than 60 days after we sent the FIRST statement on which the problem or error appeared. (1) Tell us your name and account number, (2) Describe the error or the transfer you are unsure about, and explain as clearly as you can why you believe it is an error or why you need more information, and (3) Tell us the dollar amount of the suspected error. We will investigate your complaint and will correct any error promptly. If we take more than 10 business days to do this, we will credit your account for the amount you think is in error, so that you will have the use of the money during the time it takes us to complete our investigation.

WHAT TO DO IF YOU HAVE A LINE OF CREDIT AND YOU THINK YOU FIND A MISTAKE ON YOUR STATEMENT

If you think there is an error on your statement, write to us using the Contact address above. In your letter, please give us the following information: (1) Account information: Your name and account number, (2) Dollar amount: The dollar amount of the suspected error, and (3) Description of Problem: If you think there is an error on your bill, describe what you believe is wrong and why you believe it is a mistake. You must contact us within 60 days after the error appeared on your statement. You must notify us of any potential errors in writing. You may call us, but if you do we are not required to investigate any potential errors and you may have to pay the amount in question. While we investigate whether or not there has been an error, the following are true: (1) We cannot try to collect the amount in question, or report you as delinquent on that amount, (2) The charge in question may remain on your statement, and we may continue to charge you interest on that amount. But, if we determine that we made a mistake, you will not have to pay the amount in question or any interest or other fees related to that amount, (3) While you do not have to pay the amount in question, you are responsible for the remainder of your balance, (4) We can apply any unpaid amount against your credit limit.

PAYMENT REQUIREMENTS

PAYMENTS MADE IN PERSON OR BY MAIL: Payments are generally credited as of the date received if the payment is (1) received by us during normal branch hours and, if by mail, at the payment address listed on the payment coupon or in the supplied envelope (if applicable), (2) paid with one check or one money order drawn in United States Dollars on bank located in the United States and the full account number listed on the check or money order, (3) accompanied by the payment coupon (without any other portion of a statement or any correspondence of any type). If we accept a payment in any other form there may be a delay in crediting your account up to five days, during which time interest will accrue and applicable fees will apply. If your payment is returned unpaid by your bank for insufficient funds, we may re-present your check electronically. In the event that your payment due date falls on a date we do not receive or accept payments by mail (weekends and holidays), payments made in person on that date and payments received by mail by the next business day will be treated as on-time.

Business Savings-XXXXXX5535

Account Summary

Description	
Beginning Balance	**$516.60**
3 Credit(s) This Period	$0.68
0 Debit(s) This Period	$0.00
Ending Balance	**$517.28**
Days in Statement	92

Interest Summary

Description	
Annual Percentage Yield Earned	0.52%
Interest Days	92
Interest Earned	$0.68
Interest Paid This Period	$0.68
Interest Paid Year-To-Date	$2.99

Account Activity

Post Date	Description	Debits	Credits	Balance
	Beginning Balance			$516.60
10-31	INTEREST PAYMENT		$0.24	$516.84
11-28	INTEREST PAYMENT		$0.22	$517.06
12-31	INTEREST PAYMENT		$0.22	$517.28
	Ending Balance			$517.28

fnbo [redacted]

MITCHELL MUNICIPAL BAND

[redacted]

01

Summary of Accounts - From 01/01/2026 To 03/31/2026

Envelope Change Notice

Your FNBO statements will soon arrive in standard envelopes (previously 6x9). Statements over 6 pages will be sent in a flat envelope. This eco-friendly change reduces waste while delivering the same statement information you need to effectively manage your money and stay on top of your finances.

Deposit Account	Account Number	Beginning Balance	Ending Balance
Business Savings	41376815535	$517.28	$517.85
Total on Deposit			**$517.85**



INQUIRIES ABOUT YOUR DIRECT DEPOSIT

If you have arranged to have direct deposits made to your account at least once every 60 days from the same person or company, you can call us at the contact number above to find out whether the deposit has been made.

HOW TO CALCULATE YOUR LINE OF CREDIT INTEREST CHARGES AND YOUR BALANCE SUBJECT TO INTEREST RATE

Interest Charges: Your interest charge(s) are computed by multiplying your closing principal balance for each day by the daily periodic rate applicable for that day and adding the daily results during the billing cycle together. The daily periodic rate may vary in accordance with your line of credit agreement.

Balance Subject to Interest Rate: The closing principal balance is used to calculate the balance subject to the interest rate. The closing principal balance in your account each day will be determined by taking the beginning principal balance of your account each day (excluding unpaid interest charges), adding any new advances and subtracting any principal payments or credits. All of the closing principal balances are added together and divided by the number of days in the billing cycle to get the balance subject to interest rate shown on this statement. This balance subject to interest rate can be multiplied by the number of days in the billing cycle and the periodic rate applied to the product to determine the amount of the finance charge.

THE FOLLOWING SECTIONS APPLY TO CONSUMER ACCOUNTS ONLY:

IN CASE OF ERRORS OR QUESTIONS ABOUT YOUR ELECTRONIC TRANSFERS

Contact us in one of the methods listed above as soon as you can, if you think your statement or receipt is wrong or if you need more information about a transfer on the statement or receipt. We must hear from you no later than 60 days after we sent the FIRST statement on which the problem or error appeared. (1) Tell us your name and account number, (2) Describe the error or the transfer you are unsure about, and explain as clearly as you can why you believe it is an error or why you need more information, and (3) Tell us the dollar amount of the suspected error. We will investigate your complaint and will correct any error promptly. If we take more than 10 business days to do this, we will credit your account for the amount you think is in error, so that you will have the use of the money during the time it takes us to complete our investigation.

WHAT TO DO IF YOU HAVE A LINE OF CREDIT AND YOU THINK YOU FIND A MISTAKE ON YOUR STATEMENT

If you think there is an error on your statement, write to us using the Contact address above. In your letter, please give us the following information: (1) Account information: Your name and account number, (2) Dollar amount: The dollar amount of the suspected error, and (3) Description of Problem: If you think there is an error on your bill, describe what you believe is wrong and why you believe it is a mistake. You must contact us within 60 days after the error appeared on your statement. You must notify us of any potential errors in writing. You may call us, but if you do we are not required to investigate any potential errors and you may have to pay the amount in question. While we investigate whether or not there has been an error, the following are true: (1) We cannot try to collect the amount in question, or report you as delinquent on that amount, (2) The charge in question may remain on your statement, and we may continue to charge you interest on that amount. But, if we determine that we made a mistake, you will not have to pay the amount in question or any interest or other fees related to that amount, (3) While you do not have to pay the amount in question, you are responsible for the remainder of your balance, (4) We can apply any unpaid amount against your credit limit.

PAYMENT REQUIREMENTS

PAYMENTS MADE IN PERSON OR BY MAIL: Payments are generally credited as of the date received if the payment is (1) received by us during normal branch hours and, if by mail, at the payment address listed on the payment coupon or in the supplied envelope (if applicable), (2) paid with one check or one money order drawn in United States Dollars on bank located in the United States and the full account number listed on the check or money order, (3) accompanied by the payment coupon (without any other portion of a statement or any correspondence of any type). If we accept a payment in any other form there may be a delay in crediting your account up to five days, during which time interest will accrue and applicable fees will apply. If your payment is returned unpaid by your bank for insufficient funds, we may re-present your check electronically. In the event that your payment due date falls on a date we do not receive or accept payments by mail (weekends and holidays), payments made in person on that date and payments received by mail by the next business day will be treated as on-time.

Business Savings-XXXXXX5535

Account Summary

Description	
Beginning Balance	**$517.28**
3 Credit(s) This Period	$0.57
0 Debit(s) This Period	$0.00
Ending Balance	**$517.85**
Days in Statement	90

Interest Summary

Description	
Annual Percentage Yield Earned	0.45%
Interest Days	90
Interest Earned	$0.57
Interest Paid This Period	$0.57
Interest Paid Year-To-Date	$0.57

Account Activity

Post Date	Description	Debits	Credits	Balance
	Beginning Balance			$517.28
01-30	INTEREST PAYMENT		$0.20	$517.48
02-27	INTEREST PAYMENT		$0.17	$517.65
03-31	INTEREST PAYMENT		$0.20	$517.85
	Ending Balance			$517.85

fnbo
1601 Dodge St.
Stop Code 3148
Omaha, NE 68197-3148



01

Credits from purchase returns may not be displayed in the mobile app or online banking until the transaction has been posted.

Summary of Accounts - From 04/01/2026 To 06/30/2026

Deposit Account	Account Number	Beginning Balance	Ending Balance
Business Savings	41376815535	$517.85	$12,034.43
Total on Deposit			**$12,034.43**

CONTACT INFORMATION

Telephone us at: (800) 642-0014

We accept calls made through relay services (dial 711)

Write us at: First National Bank of Omaha

Customer Care Center

1601 Dodge St. Stop 3095

Omaha, NE 68197-3095

Visit us at: fnbo.com

INQUIRIES ABOUT YOUR DIRECT DEPOSIT

If you have arranged to have direct deposits made to your account at least once every 60 days from the same person or company, you can call us at the contact number above to find out whether the deposit has been made.

HOW TO CALCULATE YOUR LINE OF CREDIT INTEREST CHARGES AND YOUR BALANCE SUBJECT TO INTEREST RATE

Interest Charges: Your interest charge(s) are computed by multiplying your closing principal balance for each day by the daily periodic rate applicable for that day and adding the daily results during the billing cycle together. The daily periodic rate may vary in accordance with your line of credit agreement.

Balance Subject to Interest Rate: The closing principal balance is used to calculate the balance subject to the interest rate. The closing principal balance in your account each day will be determined by taking the beginning principal balance of your account each day (excluding unpaid interest charges), adding any new advances and subtracting any principal payments or credits. All of the closing principal balances are added together and divided by the number of days in the billing cycle to get the balance subject to interest rate shown on this statement. This balance subject to interest rate can be multiplied by the number of days in the billing cycle and the periodic rate applied to the product to determine the amount of the finance charge.

THE FOLLOWING SECTIONS APPLY TO CONSUMER ACCOUNTS ONLY:

IN CASE OF ERRORS OR QUESTIONS ABOUT YOUR ELECTRONIC TRANSFERS

Contact us in one of the methods listed above as soon as you can, if you think your statement or receipt is wrong or if you need more information about a transfer on the statement or receipt. We must hear from you no later than 60 days after we sent the FIRST statement on which the problem or error appeared. (1) Tell us your name and account number, (2) Describe the error or the transfer you are unsure about, and explain as clearly as you can why you believe it is an error or why you need more information, and (3) Tell us the dollar amount of the suspected error. We will investigate your complaint and will correct any error promptly. If we take more than 10 business days to do this, we will credit your account for the amount you think is in error, so that you will have the use of the money during the time it takes us to complete our investigation.

WHAT TO DO IF YOU HAVE A LINE OF CREDIT AND YOU THINK YOU FIND A MISTAKE ON YOUR STATEMENT

If you think there is an error on your statement, write to us using the Contact address above. In your letter, please give us the following information: (1) Account information: Your name and account number, (2) Dollar amount: The dollar amount of the suspected error, and (3) Description of Problem: If you think there is an error on your bill, describe what you believe is wrong and why you believe it is a mistake. You must contact us within 60 days after the error appeared on your statement. You must notify us of any potential errors in writing. You may call us, but if you do we are not required to investigate any potential errors and you may have to pay the amount in question. While we investigate whether or not there has been an error, the following are true: (1) We cannot try to collect the amount in question, or report you as delinquent on that amount, (2) The charge in question may remain on your statement, and we may continue to charge you interest on that amount. But, if we determine that we made a mistake, you will not have to pay the amount in question or any interest or other fees related to that amount, (3) While you do not have to pay the amount in question, you are responsible for the remainder of your balance, (4) We can apply any unpaid amount against your credit limit.

PAYMENT REQUIREMENTS

PAYMENTS MADE IN PERSON OR BY MAIL: Payments are generally credited as of the date received if the payment is (1) received by us during normal branch hours and, if by mail, at the payment address listed on the payment coupon or in the supplied envelope (if applicable), (2) paid with one check or one money order drawn in United States Dollars on bank located in the United States and the full account number listed on the check or money order, (3) accompanied by the payment coupon (without any other portion of a statement or any correspondence of any type). If we accept a payment in any other form there may be a delay in crediting your account up to five days, during which time interest will accrue and applicable fees will apply. If your payment is returned unpaid by your bank for insufficient funds, we may re-present your check electronically. In the event that your payment due date falls on a date we do not receive or accept payments by mail (weekends and holidays), payments made in person on that date and payments received by mail by the next business day will be treated as on-time.

Business Savings-XXXXXX5535

Account Summary

Description	
Beginning Balance	**$517.85**
4 Credit(s) This Period	$11,516.58
0 Debit(s) This Period	$0.00
Ending Balance	**$12,034.43**
Days in Statement	91

Interest Summary

Description	
Annual Percentage Yield Earned	0.65%
Interest Days	91
Interest Earned	$16.58
Interest Paid This Period	$16.58
Interest Paid Year-To-Date	$17.15

Account Activity

Post Date	Description	Debits	Credits	Balance
	Beginning Balance			$517.85
04-15	CUSTOMER DEPOSIT		$11,500.00	$12,017.85
04-30	INTEREST PAYMENT		$3.52	$12,021.37
05-29	INTEREST PAYMENT		$6.63	$12,028.00
06-30	INTEREST PAYMENT		$6.43	$12,034.43
	Ending Balance			$12,034.43

Account Detail

Business Savings x5535

Current Information as of 07/28/2026

Current Balance	$600.43
Available Balance	$600.43

Showing 1 to 1*

† **Up to 300 transactions display in a set.**

Activity Since Last Statement				
Date	Transaction Description	Debit (-)	Credit (+)	Ledger Balance
07/20/2026	FUNDS TRANSFER DEBIT	$11,434.00		$600.43

† The Ledger Balance and Current Balance may not include some items pending for processing.

MEMBER FDIC

fnbo [redacted]

MITCHELL MUNICIPAL BAND

[redacted]

01

Summary of Accounts - From 07/01/2025 To 07/31/2025

Account Type	Account Number	Beginning Balance	Ending Balance
Free Business Checking	733954630	$23,377.03	$23,165.11
Total on Deposit			**$23,165.11**



INQUIRIES ABOUT YOUR DIRECT DEPOSIT

If you have arranged to have direct deposits made to your account at least once every 60 days from the same person or company, you can call us at the contact number above to find out whether the deposit has been made.

HOW TO CALCULATE YOUR LINE OF CREDIT INTEREST CHARGES AND YOUR BALANCE SUBJECT TO INTEREST RATE

Interest Charges: Your interest charge(s) are computed by multiplying your closing principal balance for each day by the daily periodic rate applicable for that day and adding the daily results during the billing cycle together. The daily periodic rate may vary in accordance with your line of credit agreement.

Balance Subject to Interest Rate: The closing principal balance is used to calculate the balance subject to the interest rate. The closing principal balance in your account each day will be determined by taking the beginning principal balance of your account each day (excluding unpaid interest charges), adding any new advances and subtracting any principal payments or credits. All of the closing principal balances are added together and divided by the number of days in the billing cycle to get the balance subject to interest rate shown on this statement. This balance subject to interest rate can be multiplied by the number of days in the billing cycle and the periodic rate applied to the product to determine the amount of the finance charge.

THE FOLLOWING SECTIONS APPLY TO CONSUMER ACCOUNTS ONLY:

IN CASE OF ERRORS OR QUESTIONS ABOUT YOUR ELECTRONIC TRANSFERS

Contact us in one of the methods listed above as soon as you can, if you think your statement or receipt is wrong or if you need more information about a transfer on the statement or receipt. We must hear from you no later than 60 days after we sent the FIRST statement on which the problem or error appeared. (1) Tell us your name and account number, (2) Describe the error or the transfer you are unsure about, and explain as clearly as you can why you believe it is an error or why you need more information, and (3) Tell us the dollar amount of the suspected error. We will investigate your complaint and will correct any error promptly. If we take more than 10 business days to do this, we will credit your account for the amount you think is in error, so that you will have the use of the money during the time it takes us to complete our investigation.

WHAT TO DO IF YOU HAVE A LINE OF CREDIT AND YOU THINK YOU FIND A MISTAKE ON YOUR STATEMENT

If you think there is an error on your statement, write to us using the Contact address above. In your letter, please give us the following information: (1) Account information: Your name and account number, (2) Dollar amount: The dollar amount of the suspected error, and (3) Description of Problem: If you think there is an error on your bill, describe what you believe is wrong and why you believe it is a mistake. You must contact us within 60 days after the error appeared on your statement. You must notify us of any potential errors in writing. You may call us, but if you do we are not required to investigate any potential errors and you may have to pay the amount in question. While we investigate whether or not there has been an error, the following are true: (1) We cannot try to collect the amount in question, or report you as delinquent on that amount, (2) The charge in question may remain on your statement, and we may continue to charge you interest on that amount. But, if we determine that we made a mistake, you will not have to pay the amount in question or any interest or other fees related to that amount, (3) While you do not have to pay the amount in question, you are responsible for the remainder of your balance, (4) We can apply any unpaid amount against your credit limit.

PAYMENT REQUIREMENTS

PAYMENTS MADE IN PERSON OR BY MAIL: Payments are generally credited as of the date received if the payment is (1) received by us during normal branch hours and, if by mail, at the payment address listed on the payment coupon or in the supplied envelope (if applicable), (2) paid with one check or one money order drawn in United States Dollars on bank located in the United States and the full account number listed on the check or money order, (3) accompanied by the payment coupon (without any other portion of a statement or any correspondence of any type). If we accept a payment in any other form there may be a delay in crediting your account up to five days, during which time interest will accrue and applicable fees will apply. If your payment is returned unpaid by your bank for insufficient funds, we may re-present your check electronically. In the event that your payment due date falls on a date we do not receive or accept payments by mail (weekends and holidays), payments made in person on that date and payments received by mail by the next business day will be treated as on-time.

Free Business Checking-XXXXXX4630

Account Summary

Description	
Beginning Balance	**$23,377.03**
1 Credit(s) This Period	$100.00
2 Debit(s) This Period	$311.92
Ending Balance	**$23,165.11**

Deposit Activity
PAPER

Post Date	Description	Amount
07-31	CUSTOMER DEPOSIT	$100.00
	Total Paper Deposits	**$100.00**

Withdrawal Activity
PAPER

Post Date	Description	Amount
07-10	Check #1069	$223.31
07-10	Check #1070	$88.61
	Total Paper Withdrawals	**$311.92**

Checks Cleared

X	Check #	Date	Amount
☐	1069	07/10/2025	$223.31

X	Check #	Date	Amount
☐	1070	07/10/2025	$88.61

On July 1, 2025, our Deposit Agreement will be revised to the following **(revisions in bold)**.

Longer Delays May Apply. In some cases, we will not make all of the funds that you deposit by check available to you on the first Business Day after the day of your deposit. Depending on the type of check that you deposit, funds may not be available until the second Business Day after the day of your deposit. However, the first **$500** of your deposit will be available on the day we receive your deposit.

If we are not going to make all of the funds that you deposit by check available on the first Business Day after the day of your deposit, we will notify you at the time you make your deposit. We will also tell you when the funds will be available. If your deposit is not made directly to one of our employees, or if we decide to take this action after you have left the premises, we will mail you the notice the day after we receive your deposit.

If you will need the funds from a deposit right away, you should ask us when the funds will be available.

In addition, funds you deposit by check may be delayed for a longer period under the following circumstances:

- We believe a check you deposited will not be paid.
- You deposit checks totaling more than **$6,725** on any one day.
- You redeposit a check that has been returned unpaid.
- You have repeatedly overdrawn your account in the last six months.
- There is an emergency, such as failure of communications or computer equipment.

We will notify you if we delay your ability to withdraw funds for any of these reasons, and we will tell you when the funds will be available. They will generally be available no later than the seventh Business Day after the day of your deposit.

Special Rules for New Accounts. If you are a new customer, the following special rules will apply during the first thirty (30) days your account is open.

Funds from deposits of cash made in person to one of our employees, electronic Direct Deposits and wire transfer deposits to your account will be available on the day we receive the deposit.

Funds from the first **$6,725** of a days total deposits of cashiers, certified, tellers, travelers and federal, state and local government checks will be available on the first Business Day after the day of your deposit if the deposit meets certain conditions. For example, the checks must be payable to you. The excess over **$6,725** may not be available until the ninth Business Day after the day of your deposit. If your deposit of these checks (other than a U.S. Treasury check) is not made in person to one of our employees, the first **$6,725** may not be available until the second Business Day after the day of your deposit. Funds from all other check deposits will generally be available on the ninth Business Day after the day of your deposit.

fnbo
1620 Dodge St.
Stop Code 3148
Omaha, NE 68197

MITCHELL MUNICIPAL BAND
[redacted]

01

Summary of Accounts - From 08/01/2025 To 08/31/2025

Account Type	Account Number	Beginning Balance	Ending Balance
Free Business Checking	733954630	$23,165.11	$13,271.78
Total on Deposit			**$13,271.78**



INQUIRIES ABOUT YOUR DIRECT DEPOSIT

If you have arranged to have direct deposits made to your account at least once every 60 days from the same person or company, you can call us at the contact number above to find out whether the deposit has been made.

HOW TO CALCULATE YOUR LINE OF CREDIT INTEREST CHARGES AND YOUR BALANCE SUBJECT TO INTEREST RATE

Interest Charges: Your interest charge(s) are computed by multiplying your closing principal balance for each day by the daily periodic rate applicable for that day and adding the daily results during the billing cycle together. The daily periodic rate may vary in accordance with your line of credit agreement.

Balance Subject to Interest Rate: The closing principal balance is used to calculate the balance subject to the interest rate. The closing principal balance in your account each day will be determined by taking the beginning principal balance of your account each day (excluding unpaid interest charges), adding any new advances and subtracting any principal payments or credits. All of the closing principal balances are added together and divided by the number of days in the billing cycle to get the balance subject to interest rate shown on this statement. This balance subject to interest rate can be multiplied by the number of days in the billing cycle and the periodic rate applied to the product to determine the amount of the finance charge.

THE FOLLOWING SECTIONS APPLY TO CONSUMER ACCOUNTS ONLY:

IN CASE OF ERRORS OR QUESTIONS ABOUT YOUR ELECTRONIC TRANSFERS

Contact us in one of the methods listed above as soon as you can, if you think your statement or receipt is wrong or if you need more information about a transfer on the statement or receipt. We must hear from you no later than 60 days after we sent the FIRST statement on which the problem or error appeared. (1) Tell us your name and account number, (2) Describe the error or the transfer you are unsure about, and explain as clearly as you can why you believe it is an error or why you need more information, and (3) Tell us the dollar amount of the suspected error. We will investigate your complaint and will correct any error promptly. If we take more than 10 business days to do this, we will credit your account for the amount you think is in error, so that you will have the use of the money during the time it takes us to complete our investigation.

WHAT TO DO IF YOU HAVE A LINE OF CREDIT AND YOU THINK YOU FIND A MISTAKE ON YOUR STATEMENT

If you think there is an error on your statement, write to us using the Contact address above. In your letter, please give us the following information: (1) Account information: Your name and account number, (2) Dollar amount: The dollar amount of the suspected error, and (3) Description of Problem: If you think there is an error on your bill, describe what you believe is wrong and why you believe it is a mistake. You must contact us within 60 days after the error appeared on your statement. You must notify us of any potential errors in writing. You may call us, but if you do we are not required to investigate any potential errors and you may have to pay the amount in question. While we investigate whether or not there has been an error, the following are true: (1) We cannot try to collect the amount in question, or report you as delinquent on that amount, (2) The charge in question may remain on your statement, and we may continue to charge you interest on that amount. But, if we determine that we made a mistake, you will not have to pay the amount in question or any interest or other fees related to that amount, (3) While you do not have to pay the amount in question, you are responsible for the remainder of your balance, (4) We can apply any unpaid amount against your credit limit.

PAYMENT REQUIREMENTS

PAYMENTS MADE IN PERSON OR BY MAIL: Payments are generally credited as of the date received if the payment is (1) received by us during normal branch hours and, if by mail, at the payment address listed on the payment coupon or in the supplied envelope (if applicable), (2) paid with one check or one money order drawn in United States Dollars on bank located in the United States and the full account number listed on the check or money order, (3) accompanied by the payment coupon (without any other portion of a statement or any correspondence of any type). If we accept a payment in any other form there may be a delay in crediting your account up to five days, during which time interest will accrue and applicable fees will apply. If your payment is returned unpaid by your bank for insufficient funds, we may re-present your check electronically. In the event that your payment due date falls on a date we do not receive or accept payments by mail (weekends and holidays), payments made in person on that date and payments received by mail by the next business day will be treated as on-time.

Free Business Checking-XXXXXX4630

Account Summary

Description	
Beginning Balance	**$23,165.11**
1 Credit(s) This Period	$200.00
49 Debit(s) This Period	$10,093.33
Ending Balance	**$13,271.78**

Deposit Activity
PAPER

Post Date	Description	Amount
08-20	CUSTOMER DEPOSIT	$200.00
	Total Paper Deposits	**$200.00**

Withdrawal Activity
ELECTRONIC

Post Date	Description	Amount
08-04	4400 WM SUPERCENTER # MITCHELL SD	$46.40
	Total Electronic Withdrawals	**$46.40**

Withdrawal Activity
PAPER

Post Date	Description	Amount
08-04	Check #1071	$1,633.82
08-06	Check #2022	$115.20
08-07	Check #2011	$144.00
08-07	Check #2012	$151.20
08-07	Check #2016	$151.20
08-07	Check #2023	$115.20
08-07	Check #2024	$79.20
08-07	Check #2047	$1,800.00
08-08	Check #1072	$68.31
08-08	Check #2006	$115.20
08-08	Check #2008	$97.20
08-08	Check #2025	$151.20
08-08	Check #2027	$97.20

Free Business Checking-XXXXXX4630 Continued

Withdrawal Activity
PAPER

Post Date	Description	Amount
08-08	Check #2029	$383.20
08-08	Check #2036	$133.20
08-08	Check #2038	$191.20
08-08	Check #2039	$126.00
08-11	Check #1074	$108.00
08-11	Check #1079	$151.20
08-11	Check #2001	$108.00
08-11	Check #2010	$140.40
08-11	Check #2031	$140.40
08-11	Check #2041	$104.40
08-12	Check #2033	$340.00
08-13	Check #2004	$171.20
08-13	Check #2005	$315.20
08-13	Check #2013	$108.00
08-13	Check #2014	$108.00
08-13	Check #2026	$151.20
08-14	Check #1075	$108.00
08-14	Check #2019	$115.20
08-15	Check #1076	$151.20
08-15	Check #1077	$144.00
08-15	Check #2030	$97.20
08-18	Check #2003	$90.00
08-18	Check #2018	$133.20
08-18	Check #2035	$108.00
08-18	Check #2046	$250.00
08-19	Check #2032	$144.00
08-19	Check #2043	$104.40
08-20	Check #2017	$133.20
08-20	Check #1080	$311.20
08-21	Check #2002	$54.00
08-21	Check #2009	$133.20
08-21	Check #2015	$126.00
08-25	Check #2042	$115.20
08-29	Check #1078	$79.20
08-29	Check #2021	$151.20
	Total Paper Withdrawals	**$10,046.93**

Checks Cleared

X	Check #	Date	Amount
☐	1071	08/04/2025	$1,633.82
☐	1072	08/08/2025	$68.31
☐	1074	08/11/2025	$108.00
☐	1075	08/14/2025	$108.00
☐	1076	08/15/2025	$151.20
☐	1077	08/15/2025	$144.00
☐	1078	08/29/2025	$79.20
☐	1079	08/11/2025	$151.20
☐	1080	08/20/2025	$311.20
☐	2001	08/11/2025	$108.00
☐	2002	08/21/2025	$54.00
☐	2003	08/18/2025	$90.00
☐	2004	08/13/2025	$171.20
☐	2005	08/13/2025	$315.20
☐	2006	08/08/2025	$115.20
☐	2008	08/08/2025	$97.20
☐	2009	08/21/2025	$133.20
☐	2010	08/11/2025	$140.40
☐	2011	08/07/2025	$144.00
☐	2012	08/07/2025	$151.20
☐	2013	08/13/2025	$108.00
☐	2014	08/13/2025	$108.00
☐	2015	08/21/2025	$126.00
☐	2016	08/07/2025	$151.20
☐	2017	08/20/2025	$133.20
☐	2018	08/18/2025	$133.20
☐	2019	08/14/2025	$115.20
☐	2021	08/29/2025	$151.20
☐	2022	08/06/2025	$115.20
☐	2023	08/07/2025	$115.20
☐	2024	08/07/2025	$79.20
☐	2025	08/08/2025	$151.20
☐	2026	08/13/2025	$151.20
☐	2027	08/08/2025	$97.20
☐	2029	08/08/2025	$383.20
☐	2030	08/15/2025	$97.20
☐	2031	08/11/2025	$140.40
☐	2032	08/19/2025	$144.00
☐	2033	08/12/2025	$340.00
☐	2035	08/18/2025	$108.00
☐	2036	08/08/2025	$133.20
☐	2038	08/08/2025	$191.20
☐	2039	08/08/2025	$126.00
☐	2041	08/11/2025	$104.40
☐	2042	08/25/2025	$115.20
☐	2043	08/19/2025	$104.40
☐	2046	08/18/2025	$250.00
☐	2047	08/07/2025	$1,800.00

fnbo
1620 Dodge St.
Stop Code 3148
Omaha, NE 68197

MITCHELL MUNICIPAL BAND
[redacted]

01

Summary of Accounts - From 09/01/2025 To 09/30/2025

SERVICEMEMBERS CIVIL RELIEF ACT (SCRA)

If you are an **active duty member of the United States Military,** you may be eligible for additional benefits on your account(s) under the Servicemembers Civil Relief Act (SCRA).

For additional information regarding SCRA benefits, please call 855-868-8446 or log in to the website listed on the front of your statement and click 'Resources' for more information.

Account Type	Account Number	Beginning Balance	Ending Balance
Free Business Checking	733954630	$13,271.78	$12,538.58
Total on Deposit			**$12,538.58**



INQUIRIES ABOUT YOUR DIRECT DEPOSIT

If you have arranged to have direct deposits made to your account at least once every 60 days from the same person or company, you can call us at the contact number above to find out whether the deposit has been made.

HOW TO CALCULATE YOUR LINE OF CREDIT INTEREST CHARGES AND YOUR BALANCE SUBJECT TO INTEREST RATE

Interest Charges: Your interest charge(s) are computed by multiplying your closing principal balance for each day by the daily periodic rate applicable for that day and adding the daily results during the billing cycle together. The daily periodic rate may vary in accordance with your line of credit agreement.

Balance Subject to Interest Rate: The closing principal balance is used to calculate the balance subject to the interest rate. The closing principal balance in your account each day will be determined by taking the beginning principal balance of your account each day (excluding unpaid interest charges), adding any new advances and subtracting any principal payments or credits. All of the closing principal balances are added together and divided by the number of days in the billing cycle to get the balance subject to interest rate shown on this statement. This balance subject to interest rate can be multiplied by the number of days in the billing cycle and the periodic rate applied to the product to determine the amount of the finance charge.

THE FOLLOWING SECTIONS APPLY TO CONSUMER ACCOUNTS ONLY:

IN CASE OF ERRORS OR QUESTIONS ABOUT YOUR ELECTRONIC TRANSFERS

Contact us in one of the methods listed above as soon as you can, if you think your statement or receipt is wrong or if you need more information about a transfer on the statement or receipt. We must hear from you no later than 60 days after we sent the FIRST statement on which the problem or error appeared. (1) Tell us your name and account number, (2) Describe the error or the transfer you are unsure about, and explain as clearly as you can why you believe it is an error or why you need more information, and (3) Tell us the dollar amount of the suspected error. We will investigate your complaint and will correct any error promptly. If we take more than 10 business days to do this, we will credit your account for the amount you think is in error, so that you will have the use of the money during the time it takes us to complete our investigation.

WHAT TO DO IF YOU HAVE A LINE OF CREDIT AND YOU THINK YOU FIND A MISTAKE ON YOUR STATEMENT

If you think there is an error on your statement, write to us using the Contact address above. In your letter, please give us the following information: (1) Account information: Your name and account number, (2) Dollar amount: The dollar amount of the suspected error, and (3) Description of Problem: If you think there is an error on your bill, describe what you believe is wrong and why you believe it is a mistake. You must contact us within 60 days after the error appeared on your statement. You must notify us of any potential errors in writing. You may call us, but if you do we are not required to investigate any potential errors and you may have to pay the amount in question. While we investigate whether or not there has been an error, the following are true: (1) We cannot try to collect the amount in question, or report you as delinquent on that amount, (2) The charge in question may remain on your statement, and we may continue to charge you interest on that amount. But, if we determine that we made a mistake, you will not have to pay the amount in question or any interest or other fees related to that amount, (3) While you do not have to pay the amount in question, you are responsible for the remainder of your balance, (4) We can apply any unpaid amount against your credit limit.

PAYMENT REQUIREMENTS

PAYMENTS MADE IN PERSON OR BY MAIL: Payments are generally credited as of the date received if the payment is (1) received by us during normal branch hours and, if by mail, at the payment address listed on the payment coupon or in the supplied envelope (if applicable), (2) paid with one check or one money order drawn in United States Dollars on bank located in the United States and the full account number listed on the check or money order, (3) accompanied by the payment coupon (without any other portion of a statement or any correspondence of any type). If we accept a payment in any other form there may be a delay in crediting your account up to five days, during which time interest will accrue and applicable fees will apply. If your payment is returned unpaid by your bank for insufficient funds, we may re-present your check electronically. In the event that your payment due date falls on a date we do not receive or accept payments by mail (weekends and holidays), payments made in person on that date and payments received by mail by the next business day will be treated as on-time.

Free Business Checking-XXXXXX4630

Account Summary

Description	
Beginning Balance	**$13,271.78**
0 Credit(s) This Period	$0.00
6 Debit(s) This Period	$733.20
Ending Balance	**$12,538.58**

Withdrawal Activity
PAPER

Post Date	Description	Amount
09-09	Check #2040	$32.40
09-09	Check #2045	$250.00
09-15	Check #2007	$115.20
09-16	Check #2048	$122.40
09-17	Check #2037	$25.20
09-29	Check #2049	$188.00
	Total Paper Withdrawals	**$733.20**

Checks Cleared

X	Check #	Date	Amount
☐	2007	09/15/2025	$115.20
☐	2037	09/17/2025	$25.20
☐	2040	09/09/2025	$32.40
☐	2045	09/09/2025	$250.00
☐	2048	09/16/2025	$122.40
☐	2049	09/29/2025	$188.00

fnbo
1601 Dodge St.
Stop Code 3148
Omaha, NE 68197-3148

MITCHELL MUNICIPAL BAND
[redacted]

01

Summary of Accounts - From 10/01/2025 To 10/31/2025

Account Type	Account Number	Beginning Balance	Ending Balance
Free Business Checking	733954630	$12,538.58	$2,178.61
Total on Deposit			**$2,178.61**

We a



INQUIRIES ABOUT YOUR DIRECT DEPOSIT

If you have arranged to have direct deposits made to your account at least once every 60 days from the same person or company, you can call us at the contact number above to find out whether the deposit has been made.

HOW TO CALCULATE YOUR LINE OF CREDIT INTEREST CHARGES AND YOUR BALANCE SUBJECT TO INTEREST RATE

Interest Charges: Your interest charge(s) are computed by multiplying your closing principal balance for each day by the daily periodic rate applicable for that day and adding the daily results during the billing cycle together. The daily periodic rate may vary in accordance with your line of credit agreement.

Balance Subject to Interest Rate: The closing principal balance is used to calculate the balance subject to the interest rate. The closing principal balance in your account each day will be determined by taking the beginning principal balance of your account each day (excluding unpaid interest charges), adding any new advances and subtracting any principal payments or credits. All of the closing principal balances are added together and divided by the number of days in the billing cycle to get the balance subject to interest rate shown on this statement. This balance subject to interest rate can be multiplied by the number of days in the billing cycle and the periodic rate applied to the product to determine the amount of the finance charge.

THE FOLLOWING SECTIONS APPLY TO CONSUMER ACCOUNTS ONLY:

IN CASE OF ERRORS OR QUESTIONS ABOUT YOUR ELECTRONIC TRANSFERS

Contact us in one of the methods listed above as soon as you can, if you think your statement or receipt is wrong or if you need more information about a transfer on the statement or receipt. We must hear from you no later than 60 days after we sent the FIRST statement on which the problem or error appeared. (1) Tell us your name and account number, (2) Describe the error or the transfer you are unsure about, and explain as clearly as you can why you believe it is an error or why you need more information, and (3) Tell us the dollar amount of the suspected error. We will investigate your complaint and will correct any error promptly. If we take more than 10 business days to do this, we will credit your account for the amount you think is in error, so that you will have the use of the money during the time it takes us to complete our investigation.

WHAT TO DO IF YOU HAVE A LINE OF CREDIT AND YOU THINK YOU FIND A MISTAKE ON YOUR STATEMENT

If you think there is an error on your statement, write to us using the Contact address above. In your letter, please give us the following information: (1) Account information: Your name and account number, (2) Dollar amount: The dollar amount of the suspected error, and (3) Description of Problem: If you think there is an error on your bill, describe what you believe is wrong and why you believe it is a mistake. You must contact us within 60 days after the error appeared on your statement. You must notify us of any potential errors in writing. You may call us, but if you do we are not required to investigate any potential errors and you may have to pay the amount in question. While we investigate whether or not there has been an error, the following are true: (1) We cannot try to collect the amount in question, or report you as delinquent on that amount, (2) The charge in question may remain on your statement, and we may continue to charge you interest on that amount. But, if we determine that we made a mistake, you will not have to pay the amount in question or any interest or other fees related to that amount, (3) While you do not have to pay the amount in question, you are responsible for the remainder of your balance, (4) We can apply any unpaid amount against your credit limit.

PAYMENT REQUIREMENTS

PAYMENTS MADE IN PERSON OR BY MAIL: Payments are generally credited as of the date received if the payment is (1) received by us during normal branch hours and, if by mail, at the payment address listed on the payment coupon or in the supplied envelope (if applicable), (2) paid with one check or one money order drawn in United States Dollars on bank located in the United States and the full account number listed on the check or money order, (3) accompanied by the payment coupon (without any other portion of a statement or any correspondence of any type). If we accept a payment in any other form there may be a delay in crediting your account up to five days, during which time interest will accrue and applicable fees will apply. If your payment is returned unpaid by your bank for insufficient funds, we may re-present your check electronically. In the event that your payment due date falls on a date we do not receive or accept payments by mail (weekends and holidays), payments made in person on that date and payments received by mail by the next business day will be treated as on-time.

Free Business Checking-XXXXXX4630

Account Summary

Description	
Beginning Balance	**$12,538.58**
0 Credit(s) This Period	$0.00
3 Debit(s) This Period	$10,359.97
Ending Balance	**$2,178.61**

Withdrawal Activity
PAPER

Post Date	Description	Amount
10-15	Check #2050	$9,825.00
10-16	Check #2044	$46.80
10-21	Check #2051	$488.17
	Total Paper Withdrawals	**$10,359.97**

Checks Cleared

X	Check #	Date	Amount
☐	2044	10/16/2025	$46.80
☐	2050	10/15/2025	$9,825.00

X	Check #	Date	Amount
☐	2051	10/21/2025	$488.17

fnbo
1601 Dodge St.
Stop Code 3148
Omaha, NE 68197-3148

MITCHELL MUNICIPAL BAND

[redacted]

01

Summary of Accounts - From 11/01/2025 To 11/30/2025

Deposit Account	Account Number	Beginning Balance	Ending Balance
Free Business Checking	733954630	$2,178.61	$893.61
Total on Deposit			**$893.61**



INQUIRIES ABOUT YOUR DIRECT DEPOSIT

If you have arranged to have direct deposits made to your account at least once every 60 days from the same person or company, you can call us at the contact number above to find out whether the deposit has been made.

HOW TO CALCULATE YOUR LINE OF CREDIT INTEREST CHARGES AND YOUR BALANCE SUBJECT TO INTEREST RATE

Interest Charges: Your interest charge(s) are computed by multiplying your closing principal balance for each day by the daily periodic rate applicable for that day and adding the daily results during the billing cycle together. The daily periodic rate may vary in accordance with your line of credit agreement.

Balance Subject to Interest Rate: The closing principal balance is used to calculate the balance subject to the interest rate. The closing principal balance in your account each day will be determined by taking the beginning principal balance of your account each day (excluding unpaid interest charges), adding any new advances and subtracting any principal payments or credits. All of the closing principal balances are added together and divided by the number of days in the billing cycle to get the balance subject to interest rate shown on this statement. This balance subject to interest rate can be multiplied by the number of days in the billing cycle and the periodic rate applied to the product to determine the amount of the finance charge.

THE FOLLOWING SECTIONS APPLY TO CONSUMER ACCOUNTS ONLY:

IN CASE OF ERRORS OR QUESTIONS ABOUT YOUR ELECTRONIC TRANSFERS

Contact us in one of the methods listed above as soon as you can, if you think your statement or receipt is wrong or if you need more information about a transfer on the statement or receipt. We must hear from you no later than 60 days after we sent the FIRST statement on which the problem or error appeared. (1) Tell us your name and account number, (2) Describe the error or the transfer you are unsure about, and explain as clearly as you can why you believe it is an error or why you need more information, and (3) Tell us the dollar amount of the suspected error. We will investigate your complaint and will correct any error promptly. If we take more than 10 business days to do this, we will credit your account for the amount you think is in error, so that you will have the use of the money during the time it takes us to complete our investigation.

WHAT TO DO IF YOU HAVE A LINE OF CREDIT AND YOU THINK YOU FIND A MISTAKE ON YOUR STATEMENT

If you think there is an error on your statement, write to us using the Contact address above. In your letter, please give us the following information: (1) Account information: Your name and account number, (2) Dollar amount: The dollar amount of the suspected error, and (3) Description of Problem: If you think there is an error on your bill, describe what you believe is wrong and why you believe it is a mistake. You must contact us within 60 days after the error appeared on your statement. You must notify us of any potential errors in writing. You may call us, but if you do we are not required to investigate any potential errors and you may have to pay the amount in question. While we investigate whether or not there has been an error, the following are true: (1) We cannot try to collect the amount in question, or report you as delinquent on that amount, (2) The charge in question may remain on your statement, and we may continue to charge you interest on that amount. But, if we determine that we made a mistake, you will not have to pay the amount in question or any interest or other fees related to that amount, (3) While you do not have to pay the amount in question, you are responsible for the remainder of your balance, (4) We can apply any unpaid amount against your credit limit.

PAYMENT REQUIREMENTS

PAYMENTS MADE IN PERSON OR BY MAIL: Payments are generally credited as of the date received if the payment is (1) received by us during normal branch hours and, if by mail, at the payment address listed on the payment coupon or in the supplied envelope (if applicable), (2) paid with one check or one money order drawn in United States Dollars on bank located in the United States and the full account number listed on the check or money order, (3) accompanied by the payment coupon (without any other portion of a statement or any correspondence of any type). If we accept a payment in any other form there may be a delay in crediting your account up to five days, during which time interest will accrue and applicable fees will apply. If your payment is returned unpaid by your bank for insufficient funds, we may re-present your check electronically. In the event that your payment due date falls on a date we do not receive or accept payments by mail (weekends and holidays), payments made in person on that date and payments received by mail by the next business day will be treated as on-time.

Free Business Checking-XXXXXX4630

Account Summary

Description	
Beginning Balance	**$2,178.61**
2 Credit(s) This Period	$1,141.00
1 Debit(s) This Period	$2,426.00
Ending Balance	**$893.61**

Deposit Activity
PAPER

Post Date	Description	Amount
11-10	CUSTOMER DEPOSIT	$1,000.00
11-13	CUSTOMER DEPOSIT	$141.00
	Total Paper Deposits	**$1,141.00**

Withdrawal Activity
PAPER

Post Date	Description	Amount
11-13	MISC DEDUCTION	$2,426.00
	Total Paper Withdrawals	**$2,426.00**

1601 Dodge St.
Stop Code 3148
Omaha, NE 68197-3148

MITCHELL MUNICIPAL BAND
[redacted]

01

Summary of Accounts - From 12/01/2025 To 12/31/2025

Deposit Account	Account Number	Beginning Balance	Ending Balance
Free Business Checking	733954630	$893.61	$437.80
Total on Deposit			**$437.80**



INQUIRIES ABOUT YOUR DIRECT DEPOSIT

If you have arranged to have direct deposits made to your account at least once every 60 days from the same person or company, you can call us at the contact number above to find out whether the deposit has been made.

HOW TO CALCULATE YOUR LINE OF CREDIT INTEREST CHARGES AND YOUR BALANCE SUBJECT TO INTEREST RATE

Interest Charges: Your interest charge(s) are computed by multiplying your closing principal balance for each day by the daily periodic rate applicable for that day and adding the daily results during the billing cycle together. The daily periodic rate may vary in accordance with your line of credit agreement.

Balance Subject to Interest Rate: The closing principal balance is used to calculate the balance subject to the interest rate. The closing principal balance in your account each day will be determined by taking the beginning principal balance of your account each day (excluding unpaid interest charges), adding any new advances and subtracting any principal payments or credits. All of the closing principal balances are added together and divided by the number of days in the billing cycle to get the balance subject to interest rate shown on this statement. This balance subject to interest rate can be multiplied by the number of days in the billing cycle and the periodic rate applied to the product to determine the amount of the finance charge.

THE FOLLOWING SECTIONS APPLY TO CONSUMER ACCOUNTS ONLY:

IN CASE OF ERRORS OR QUESTIONS ABOUT YOUR ELECTRONIC TRANSFERS

Contact us in one of the methods listed above as soon as you can, if you think your statement or receipt is wrong or if you need more information about a transfer on the statement or receipt. We must hear from you no later than 60 days after we sent the FIRST statement on which the problem or error appeared. (1) Tell us your name and account number, (2) Describe the error or the transfer you are unsure about, and explain as clearly as you can why you believe it is an error or why you need more information, and (3) Tell us the dollar amount of the suspected error. We will investigate your complaint and will correct any error promptly. If we take more than 10 business days to do this, we will credit your account for the amount you think is in error, so that you will have the use of the money during the time it takes us to complete our investigation.

WHAT TO DO IF YOU HAVE A LINE OF CREDIT AND YOU THINK YOU FIND A MISTAKE ON YOUR STATEMENT

If you think there is an error on your statement, write to us using the Contact address above. In your letter, please give us the following information: (1) Account information: Your name and account number, (2) Dollar amount: The dollar amount of the suspected error, and (3) Description of Problem: If you think there is an error on your bill, describe what you believe is wrong and why you believe it is a mistake. You must contact us within 60 days after the error appeared on your statement. You must notify us of any potential errors in writing. You may call us, but if you do we are not required to investigate any potential errors and you may have to pay the amount in question. While we investigate whether or not there has been an error, the following are true: (1) We cannot try to collect the amount in question, or report you as delinquent on that amount, (2) The charge in question may remain on your statement, and we may continue to charge you interest on that amount. But, if we determine that we made a mistake, you will not have to pay the amount in question or any interest or other fees related to that amount, (3) While you do not have to pay the amount in question, you are responsible for the remainder of your balance, (4) We can apply any unpaid amount against your credit limit.

PAYMENT REQUIREMENTS

PAYMENTS MADE IN PERSON OR BY MAIL: Payments are generally credited as of the date received if the payment is (1) received by us during normal branch hours and, if by mail, at the payment address listed on the payment coupon or in the supplied envelope (if applicable), (2) paid with one check or one money order drawn in United States Dollars on bank located in the United States and the full account number listed on the check or money order, (3) accompanied by the payment coupon (without any other portion of a statement or any correspondence of any type). If we accept a payment in any other form there may be a delay in crediting your account up to five days, during which time interest will accrue and applicable fees will apply. If your payment is returned unpaid by your bank for insufficient funds, we may re-present your check electronically. In the event that your payment due date falls on a date we do not receive or accept payments by mail (weekends and holidays), payments made in person on that date and payments received by mail by the next business day will be treated as on-time.

Free Business Checking-XXXXXX4630

Account Summary

Description	
Beginning Balance	**$893.61**
0 Credit(s) This Period	$0.00
2 Debit(s) This Period	$455.81
Ending Balance	**$437.80**

Withdrawal Activity
PAPER

Post Date	Description	Amount
12-02	Check #2053	$315.41
12-05	Check #2020	$140.40
	Total Paper Withdrawals	**$455.81**

Checks Cleared

X	Check #	Date	Amount
☐	2020	12/05/2025	$140.40

X	Check #	Date	Amount
☐	2053	12/02/2025	$315.41

fnbo
1601 Dodge St.
Stop Code 3148
Omaha, NE 68197-3148

MITCHELL MUNICIPAL BAND

[redacted]

01

Summary of Accounts - From 01/01/2026 To 01/31/2026

Deposit Account	Account Number	Beginning Balance	Ending Balance
Free Business Checking	733954630	$437.80	$286.60
Total on Deposit			**$286.60**



If you have arranged to have direct deposits made to your account at least once every 60 days from the same person or company, you can call us at the contact number above to find out whether the deposit has been made.

HOW TO CALCULATE YOUR LINE OF CREDIT INTEREST CHARGES AND YOUR BALANCE SUBJECT TO INTEREST RATE

Interest Charges: Your interest charge(s) are computed by multiplying your closing principal balance for each day by the daily periodic rate applicable for that day and adding the daily results during the billing cycle together. The daily periodic rate may vary in accordance with your line of credit agreement.

Balance Subject to Interest Rate: The closing principal balance is used to calculate the balance subject to the interest rate. The closing principal balance in your account each day will be determined by taking the beginning principal balance of your account each day (excluding unpaid interest charges), adding any new advances and subtracting any principal payments or credits. All of the closing principal balances are added together and divided by the number of days in the billing cycle to get the balance subject to interest rate shown on this statement. This balance subject to interest rate can be multiplied by the number of days in the billing cycle and the periodic rate applied to the product to determine the amount of the finance charge.

THE FOLLOWING SECTIONS APPLY TO CONSUMER ACCOUNTS ONLY:

IN CASE OF ERRORS OR QUESTIONS ABOUT YOUR ELECTRONIC TRANSFERS

Contact us in one of the methods listed above as soon as you can, if you think your statement or receipt is wrong or if you need more information about a transfer on the statement or receipt. We must hear from you no later than 60 days after we sent the FIRST statement on which the problem or error appeared. (1) Tell us your name and account number, (2) Describe the error or the transfer you are unsure about, and explain as clearly as you can why you believe it is an error or why you need more information, and (3) Tell us the dollar amount of the suspected error. We will investigate your complaint and will correct any error promptly. If we take more than 10 business days to do this, we will credit your account for the amount you think is in error, so that you will have the use of the money during the time it takes us to complete our investigation.

WHAT TO DO IF YOU HAVE A LINE OF CREDIT AND YOU THINK YOU FIND A MISTAKE ON YOUR STATEMENT

If you think there is an error on your statement, write to us using the Contact address above. In your letter, please give us the following information: (1) Account information: Your name and account number, (2) Dollar amount: The dollar amount of the suspected error, and (3) Description of Problem: If you think there is an error on your bill, describe what you believe is wrong and why you believe it is a mistake. You must contact us within 60 days after the error appeared on your statement. You must notify us of any potential errors in writing. You may call us, but if you do we are not required to investigate any potential errors and you may have to pay the amount in question. While we investigate whether or not there has been an error, the following are true: (1) We cannot try to collect the amount in question, or report you as delinquent on that amount, (2) The charge in question may remain on your statement, and we may continue to charge you interest on that amount. But, if we determine that we made a mistake, you will not have to pay the amount in question or any interest or other fees related to that amount, (3) While you do not have to pay the amount in question, you are responsible for the remainder of your balance, (4) We can apply any unpaid amount against your credit limit.

PAYMENT REQUIREMENTS

PAYMENTS MADE IN PERSON OR BY MAIL: Payments are generally credited as of the date received if the payment is (1) received by us during normal branch hours and, if by mail, at the payment address listed on the payment coupon or in the supplied envelope (if applicable), (2) paid with one check or one money order drawn in United States Dollars on bank located in the United States and the full account number listed on the check or money order, (3) accompanied by the payment coupon (without any other portion of a statement or any correspondence of any type). If we accept a payment in any other form there may be a delay in crediting your account up to five days, during which time interest will accrue and applicable fees will apply. If your payment is returned unpaid by your bank for insufficient funds, we may re-present your check electronically. In the event that your payment due date falls on a date we do not receive or accept payments by mail (weekends and holidays), payments made in person on that date and payments received by mail by the next business day will be treated as on-time.

Free Business Checking-XXXXXX4630

Account Summary

Description	
Beginning Balance	**$437.80**
0 Credit(s) This Period	$0.00
1 Debit(s) This Period	$151.20
Ending Balance	**$286.60**

Withdrawal Activity
PAPER

Post Date	Description	Amount
01-21	Check #2028	$151.20
	Total Paper Withdrawals	**$151.20**

Checks Cleared

X	Check #	Date	Amount	X	Check #	Date	Amount
☐	2028	01/21/2026	$151.20				

fnbo
1601 Dodge St.
Stop Code 3148
Omaha, NE 68197-3148

MITCHELL MUNICIPAL BAND

[redacted]

01

Summary of Accounts - From 02/01/2026 To 02/28/2026

SERVICEMEMBERS CIVIL RELIEF ACT (SCRA)

If you are an **active duty member of the United States Military,** you may be eligible for additional benefits on your account(s) under the Servicemembers Civil Relief Act (SCRA).

For additional information regarding SCRA benefits, please call 855-868-8446 or log in to the website listed on the front of your statement and click 'Resources' for more information.

Deposit Account	Account Number	Beginning Balance	Ending Balance
Free Business Checking	733954630	$286.60	$286.60
Total on Deposit			**$286.60**



INQUIRIES ABOUT YOUR DIRECT DEPOSIT

If you have arranged to have direct deposits made to your account at least once every 60 days from the same person or company, you can call us at the contact number above to find out whether the deposit has been made.

HOW TO CALCULATE YOUR LINE OF CREDIT INTEREST CHARGES AND YOUR BALANCE SUBJECT TO INTEREST RATE

Interest Charges: Your interest charge(s) are computed by multiplying your closing principal balance for each day by the daily periodic rate applicable for that day and adding the daily results during the billing cycle together. The daily periodic rate may vary in accordance with your line of credit agreement.

Balance Subject to Interest Rate: The closing principal balance is used to calculate the balance subject to the interest rate. The closing principal balance in your account each day will be determined by taking the beginning principal balance of your account each day (excluding unpaid interest charges), adding any new advances and subtracting any principal payments or credits. All of the closing principal balances are added together and divided by the number of days in the billing cycle to get the balance subject to interest rate shown on this statement. This balance subject to interest rate can be multiplied by the number of days in the billing cycle and the periodic rate applied to the product to determine the amount of the finance charge.

THE FOLLOWING SECTIONS APPLY TO CONSUMER ACCOUNTS ONLY:

IN CASE OF ERRORS OR QUESTIONS ABOUT YOUR ELECTRONIC TRANSFERS

Contact us in one of the methods listed above as soon as you can, if you think your statement or receipt is wrong or if you need more information about a transfer on the statement or receipt. We must hear from you no later than 60 days after we sent the FIRST statement on which the problem or error appeared. (1) Tell us your name and account number, (2) Describe the error or the transfer you are unsure about, and explain as clearly as you can why you believe it is an error or why you need more information, and (3) Tell us the dollar amount of the suspected error. We will investigate your complaint and will correct any error promptly. If we take more than 10 business days to do this, we will credit your account for the amount you think is in error, so that you will have the use of the money during the time it takes us to complete our investigation.

WHAT TO DO IF YOU HAVE A LINE OF CREDIT AND YOU THINK YOU FIND A MISTAKE ON YOUR STATEMENT

If you think there is an error on your statement, write to us using the Contact address above. In your letter, please give us the following information: (1) Account information: Your name and account number, (2) Dollar amount: The dollar amount of the suspected error, and (3) Description of Problem: If you think there is an error on your bill, describe what you believe is wrong and why you believe it is a mistake. You must contact us within 60 days after the error appeared on your statement. You must notify us of any potential errors in writing. You may call us, but if you do we are not required to investigate any potential errors and you may have to pay the amount in question. While we investigate whether or not there has been an error, the following are true: (1) We cannot try to collect the amount in question, or report you as delinquent on that amount, (2) The charge in question may remain on your statement, and we may continue to charge you interest on that amount. But, if we determine that we made a mistake, you will not have to pay the amount in question or any interest or other fees related to that amount, (3) While you do not have to pay the amount in question, you are responsible for the remainder of your balance, (4) We can apply any unpaid amount against your credit limit.

PAYMENT REQUIREMENTS

PAYMENTS MADE IN PERSON OR BY MAIL: Payments are generally credited as of the date received if the payment is (1) received by us during normal branch hours and, if by mail, at the payment address listed on the payment coupon or in the supplied envelope (if applicable), (2) paid with one check or one money order drawn in United States Dollars on bank located in the United States and the full account number listed on the check or money order, (3) accompanied by the payment coupon (without any other portion of a statement or any correspondence of any type). If we accept a payment in any other form there may be a delay in crediting your account up to five days, during which time interest will accrue and applicable fees will apply. If your payment is returned unpaid by your bank for insufficient funds, we may re-present your check electronically. In the event that your payment due date falls on a date we do not receive or accept payments by mail (weekends and holidays), payments made in person on that date and payments received by mail by the next business day will be treated as on-time.

Free Business Checking-XXXXXX4630

Account Summary

Description	
Beginning Balance	**$286.60**
0 Credit(s) This Period	$0.00
0 Debit(s) This Period	$0.00
Ending Balance	**$286.60**

1601 Dodge St.
Stop Code 3148
Omaha, NE 68197-3148

MITCHELL MUNICIPAL BAND

[redacted]

01

Summary of Accounts - From 03/01/2026 To 03/31/2026

Envelope Change Notice

Your FNBO statements will soon arrive in standard envelopes (previously 6x9). Statements over 6 pages will be sent in a flat envelope. This eco-friendly change reduces waste while delivering the same statement information you need to effectively manage your money and stay on top of your finances.

Deposit Account	Account Number	Beginning Balance	Ending Balance
Free Business Checking	733954630	$286.60	$2,786.60
Total on Deposit			**$2,786.60**



INQUIRIES ABOUT YOUR DIRECT DEPOSIT

If you have arranged to have direct deposits made to your account at least once every 60 days from the same person or company, you can call us at the contact number above to find out whether the deposit has been made.

HOW TO CALCULATE YOUR LINE OF CREDIT INTEREST CHARGES AND YOUR BALANCE SUBJECT TO INTEREST RATE

Interest Charges: Your interest charge(s) are computed by multiplying your closing principal balance for each day by the daily periodic rate applicable for that day and adding the daily results during the billing cycle together. The daily periodic rate may vary in accordance with your line of credit agreement.

Balance Subject to Interest Rate: The closing principal balance is used to calculate the balance subject to the interest rate. The closing principal balance in your account each day will be determined by taking the beginning principal balance of your account each day (excluding unpaid interest charges), adding any new advances and subtracting any principal payments or credits. All of the closing principal balances are added together and divided by the number of days in the billing cycle to get the balance subject to interest rate shown on this statement. This balance subject to interest rate can be multiplied by the number of days in the billing cycle and the periodic rate applied to the product to determine the amount of the finance charge.

THE FOLLOWING SECTIONS APPLY TO CONSUMER ACCOUNTS ONLY:

IN CASE OF ERRORS OR QUESTIONS ABOUT YOUR ELECTRONIC TRANSFERS

Contact us in one of the methods listed above as soon as you can, if you think your statement or receipt is wrong or if you need more information about a transfer on the statement or receipt. We must hear from you no later than 60 days after we sent the FIRST statement on which the problem or error appeared. (1) Tell us your name and account number, (2) Describe the error or the transfer you are unsure about, and explain as clearly as you can why you believe it is an error or why you need more information, and (3) Tell us the dollar amount of the suspected error. We will investigate your complaint and will correct any error promptly. If we take more than 10 business days to do this, we will credit your account for the amount you think is in error, so that you will have the use of the money during the time it takes us to complete our investigation.

WHAT TO DO IF YOU HAVE A LINE OF CREDIT AND YOU THINK YOU FIND A MISTAKE ON YOUR STATEMENT

If you think there is an error on your statement, write to us using the Contact address above. In your letter, please give us the following information: (1) Account information: Your name and account number, (2) Dollar amount: The dollar amount of the suspected error, and (3) Description of Problem: If you think there is an error on your bill, describe what you believe is wrong and why you believe it is a mistake. You must contact us within 60 days after the error appeared on your statement. You must notify us of any potential errors in writing. You may call us, but if you do we are not required to investigate any potential errors and you may have to pay the amount in question. While we investigate whether or not there has been an error, the following are true: (1) We cannot try to collect the amount in question, or report you as delinquent on that amount, (2) The charge in question may remain on your statement, and we may continue to charge you interest on that amount. But, if we determine that we made a mistake, you will not have to pay the amount in question or any interest or other fees related to that amount, (3) While you do not have to pay the amount in question, you are responsible for the remainder of your balance, (4) We can apply any unpaid amount against your credit limit.

PAYMENT REQUIREMENTS

PAYMENTS MADE IN PERSON OR BY MAIL: Payments are generally credited as of the date received if the payment is (1) received by us during normal branch hours and, if by mail, at the payment address listed on the payment coupon or in the supplied envelope (if applicable), (2) paid with one check or one money order drawn in United States Dollars on bank located in the United States and the full account number listed on the check or money order, (3) accompanied by the payment coupon (without any other portion of a statement or any correspondence of any type). If we accept a payment in any other form there may be a delay in crediting your account up to five days, during which time interest will accrue and applicable fees will apply. If your payment is returned unpaid by your bank for insufficient funds, we may re-present your check electronically. In the event that your payment due date falls on a date we do not receive or accept payments by mail (weekends and holidays), payments made in person on that date and payments received by mail by the next business day will be treated as on-time.

Free Business Checking-XXXXXX4630

Account Summary

Description	
Beginning Balance	**$286.60**
1 Credit(s) This Period	$2,500.00
0 Debit(s) This Period	$0.00
Ending Balance	**$2,786.60**

Deposit Activity
PAPER

Post Date	Description	Amount
03-06	CUSTOMER DEPOSIT	$2,500.00
	Total Paper Deposits	**$2,500.00**

fnbo
1601 Dodge St.
Stop Code 3148
Omaha, NE 68197-3148

MITCHELL MUNICIPAL BAND

[redacted]

01

Summary of Accounts - From 04/01/2026 To 04/30/2026

Deposit Account	Account Number	Beginning Balance	Ending Balance
Free Business Checking	733954630	$2,786.60	$5,766.11
Total on Deposit			**$5,766.11**



INQUIRIES ABOUT YOUR DIRECT DEPOSIT

If you have arranged to have direct deposits made to your account at least once every 60 days from the same person or company, you can call us at the contact number above to find out whether the deposit has been made.

HOW TO CALCULATE YOUR LINE OF CREDIT INTEREST CHARGES AND YOUR BALANCE SUBJECT TO INTEREST RATE

Interest Charges: Your interest charge(s) are computed by multiplying your closing principal balance for each day by the daily periodic rate applicable for that day and adding the daily results during the billing cycle together. The daily periodic rate may vary in accordance with your line of credit agreement.

Balance Subject to Interest Rate: The closing principal balance is used to calculate the balance subject to the interest rate. The closing principal balance in your account each day will be determined by taking the beginning principal balance of your account each day (excluding unpaid interest charges), adding any new advances and subtracting any principal payments or credits. All of the closing principal balances are added together and divided by the number of days in the billing cycle to get the balance subject to interest rate shown on this statement. This balance subject to interest rate can be multiplied by the number of days in the billing cycle and the periodic rate applied to the product to determine the amount of the finance charge.

THE FOLLOWING SECTIONS APPLY TO CONSUMER ACCOUNTS ONLY:

IN CASE OF ERRORS OR QUESTIONS ABOUT YOUR ELECTRONIC TRANSFERS

Contact us in one of the methods listed above as soon as you can, if you think your statement or receipt is wrong or if you need more information about a transfer on the statement or receipt. We must hear from you no later than 60 days after we sent the FIRST statement on which the problem or error appeared. (1) Tell us your name and account number, (2) Describe the error or the transfer you are unsure about, and explain as clearly as you can why you believe it is an error or why you need more information, and (3) Tell us the dollar amount of the suspected error. We will investigate your complaint and will correct any error promptly. If we take more than 10 business days to do this, we will credit your account for the amount you think is in error, so that you will have the use of the money during the time it takes us to complete our investigation.

WHAT TO DO IF YOU HAVE A LINE OF CREDIT AND YOU THINK YOU FIND A MISTAKE ON YOUR STATEMENT

If you think there is an error on your statement, write to us using the Contact address above. In your letter, please give us the following information: (1) Account information: Your name and account number, (2) Dollar amount: The dollar amount of the suspected error, and (3) Description of Problem: If you think there is an error on your bill, describe what you believe is wrong and why you believe it is a mistake. You must contact us within 60 days after the error appeared on your statement. You must notify us of any potential errors in writing. You may call us, but if you do we are not required to investigate any potential errors and you may have to pay the amount in question. While we investigate whether or not there has been an error, the following are true: (1) We cannot try to collect the amount in question, or report you as delinquent on that amount, (2) The charge in question may remain on your statement, and we may continue to charge you interest on that amount. But, if we determine that we made a mistake, you will not have to pay the amount in question or any interest or other fees related to that amount, (3) While you do not have to pay the amount in question, you are responsible for the remainder of your balance, (4) We can apply any unpaid amount against your credit limit.

PAYMENT REQUIREMENTS

PAYMENTS MADE IN PERSON OR BY MAIL: Payments are generally credited as of the date received if the payment is (1) received by us during normal branch hours and, if by mail, at the payment address listed on the payment coupon or in the supplied envelope (if applicable), (2) paid with one check or one money order drawn in United States Dollars on bank located in the United States and the full account number listed on the check or money order, (3) accompanied by the payment coupon (without any other portion of a statement or any correspondence of any type). If we accept a payment in any other form there may be a delay in crediting your account up to five days, during which time interest will accrue and applicable fees will apply. If your payment is returned unpaid by your bank for insufficient funds, we may re-present your check electronically. In the event that your payment due date falls on a date we do not receive or accept payments by mail (weekends and holidays), payments made in person on that date and payments received by mail by the next business day will be treated as on-time.

Free Business Checking-XXXXXX4630

Account Summary

Description	
Beginning Balance	**$2,786.60**
1 Credit(s) This Period	$3,000.00
2 Debit(s) This Period	$20.49
Ending Balance	**$5,766.11**

Deposit Activity
PAPER

Post Date	Description	Amount
04-15	CUSTOMER DEPOSIT	$3,000.00
	Total Paper Deposits	**$3,000.00**

Withdrawal Activity
ELECTRONIC

Post Date	Description	Amount
04-27	1820 SD SEC OF STATE ONLI605-7733537 SD	$20.00
04-27	1820 ELAVON SRV FEE SD SE678-7315974 GA	$0.49
	Total Electronic Withdrawals	**$20.49**

fnbo
1601 Dodge St.
Stop Code 3148
Omaha, NE 68197-3148

MITCHELL MUNICIPAL BAND
[redacted]

01

Summary of Accounts - From 05/01/2026 To 05/31/2026

SERVICEMEMBERS CIVIL RELIEF ACT (SCRA)

If you are an **active duty member of the United States Military,** you may be eligible for additional benefits on your account(s) under the Servicemembers Civil Relief Act (SCRA).

For additional information regarding SCRA benefits, please call 855-868-8446 or log in to the website listed on the front of your statement and click 'Resources' for more information.

Deposit Account	Account Number	Beginning Balance	Ending Balance
Free Business Checking	733954630	$5,766.11	$5,766.11
Total on Deposit			**$5,766.11**



INQUIRIES ABOUT YOUR DIRECT DEPOSIT

If you have arranged to have direct deposits made to your account at least once every 60 days from the same person or company, you can call us at the contact number above to find out whether the deposit has been made.

HOW TO CALCULATE YOUR LINE OF CREDIT INTEREST CHARGES AND YOUR BALANCE SUBJECT TO INTEREST RATE

Interest Charges: Your interest charge(s) are computed by multiplying your closing principal balance for each day by the daily periodic rate applicable for that day and adding the daily results during the billing cycle together. The daily periodic rate may vary in accordance with your line of credit agreement.

Balance Subject to Interest Rate: The closing principal balance is used to calculate the balance subject to the interest rate. The closing principal balance in your account each day will be determined by taking the beginning principal balance of your account each day (excluding unpaid interest charges), adding any new advances and subtracting any principal payments or credits. All of the closing principal balances are added together and divided by the number of days in the billing cycle to get the balance subject to interest rate shown on this statement. This balance subject to interest rate can be multiplied by the number of days in the billing cycle and the periodic rate applied to the product to determine the amount of the finance charge.

THE FOLLOWING SECTIONS APPLY TO CONSUMER ACCOUNTS ONLY:

IN CASE OF ERRORS OR QUESTIONS ABOUT YOUR ELECTRONIC TRANSFERS

Contact us in one of the methods listed above as soon as you can, if you think your statement or receipt is wrong or if you need more information about a transfer on the statement or receipt. We must hear from you no later than 60 days after we sent the FIRST statement on which the problem or error appeared. (1) Tell us your name and account number, (2) Describe the error or the transfer you are unsure about, and explain as clearly as you can why you believe it is an error or why you need more information, and (3) Tell us the dollar amount of the suspected error. We will investigate your complaint and will correct any error promptly. If we take more than 10 business days to do this, we will credit your account for the amount you think is in error, so that you will have the use of the money during the time it takes us to complete our investigation.

WHAT TO DO IF YOU HAVE A LINE OF CREDIT AND YOU THINK YOU FIND A MISTAKE ON YOUR STATEMENT

If you think there is an error on your statement, write to us using the Contact address above. In your letter, please give us the following information: (1) Account information: Your name and account number, (2) Dollar amount: The dollar amount of the suspected error, and (3) Description of Problem: If you think there is an error on your bill, describe what you believe is wrong and why you believe it is a mistake. You must contact us within 60 days after the error appeared on your statement. You must notify us of any potential errors in writing. You may call us, but if you do we are not required to investigate any potential errors and you may have to pay the amount in question. While we investigate whether or not there has been an error, the following are true: (1) We cannot try to collect the amount in question, or report you as delinquent on that amount, (2) The charge in question may remain on your statement, and we may continue to charge you interest on that amount. But, if we determine that we made a mistake, you will not have to pay the amount in question or any interest or other fees related to that amount, (3) While you do not have to pay the amount in question, you are responsible for the remainder of your balance, (4) We can apply any unpaid amount against your credit limit.

PAYMENT REQUIREMENTS

PAYMENTS MADE IN PERSON OR BY MAIL: Payments are generally credited as of the date received if the payment is (1) received by us during normal branch hours and, if by mail, at the payment address listed on the payment coupon or in the supplied envelope (if applicable), (2) paid with one check or one money order drawn in United States Dollars on bank located in the United States and the full account number listed on the check or money order, (3) accompanied by the payment coupon (without any other portion of a statement or any correspondence of any type). If we accept a payment in any other form there may be a delay in crediting your account up to five days, during which time interest will accrue and applicable fees will apply. If your payment is returned unpaid by your bank for insufficient funds, we may re-present your check electronically. In the event that your payment due date falls on a date we do not receive or accept payments by mail (weekends and holidays), payments made in person on that date and payments received by mail by the next business day will be treated as on-time.

Free Business Checking-XXXXXX4630

Account Summary

Description	
Beginning Balance	**$5,766.11**
0 Credit(s) This Period	$0.00
0 Debit(s) This Period	$0.00
Ending Balance	**$5,766.11**

fnbo
1601 Dodge St.
Stop Code 3148
Omaha, NE 68197-3148

MITCHELL MUNICIPAL BAND

[redacted]

01

Credits from purchase returns may not be displayed in the mobile app or online banking until the transaction has been posted.

Summary of Accounts - From 06/01/2026 To 06/30/2026

Deposit Account	Account Number	Beginning Balance	Ending Balance
Free Business Checking	733954630	$5,766.11	$4,499.98
Total on Deposit			**$4,499.98**



INQUIRIES ABOUT YOUR DIRECT DEPOSIT

If you have arranged to have direct deposits made to your account at least once every 60 days from the same person or company, you can call us at the contact number above to find out whether the deposit has been made.

HOW TO CALCULATE YOUR LINE OF CREDIT INTEREST CHARGES AND YOUR BALANCE SUBJECT TO INTEREST RATE

Interest Charges: Your interest charge(s) are computed by multiplying your closing principal balance for each day by the daily periodic rate applicable for that day and adding the daily results during the billing cycle together. The daily periodic rate may vary in accordance with your line of credit agreement.

Balance Subject to Interest Rate: The closing principal balance is used to calculate the balance subject to the interest rate. The closing principal balance in your account each day will be determined by taking the beginning principal balance of your account each day (excluding unpaid interest charges), adding any new advances and subtracting any principal payments or credits. All of the closing principal balances are added together and divided by the number of days in the billing cycle to get the balance subject to interest rate shown on this statement. This balance subject to interest rate can be multiplied by the number of days in the billing cycle and the periodic rate applied to the product to determine the amount of the finance charge.

THE FOLLOWING SECTIONS APPLY TO CONSUMER ACCOUNTS ONLY:

IN CASE OF ERRORS OR QUESTIONS ABOUT YOUR ELECTRONIC TRANSFERS

Contact us in one of the methods listed above as soon as you can, if you think your statement or receipt is wrong or if you need more information about a transfer on the statement or receipt. We must hear from you no later than 60 days after we sent the FIRST statement on which the problem or error appeared. (1) Tell us your name and account number, (2) Describe the error or the transfer you are unsure about, and explain as clearly as you can why you believe it is an error or why you need more information, and (3) Tell us the dollar amount of the suspected error. We will investigate your complaint and will correct any error promptly. If we take more than 10 business days to do this, we will credit your account for the amount you think is in error, so that you will have the use of the money during the time it takes us to complete our investigation.

WHAT TO DO IF YOU HAVE A LINE OF CREDIT AND YOU THINK YOU FIND A MISTAKE ON YOUR STATEMENT

If you think there is an error on your statement, write to us using the Contact address above. In your letter, please give us the following information: (1) Account information: Your name and account number, (2) Dollar amount: The dollar amount of the suspected error, and (3) Description of Problem: If you think there is an error on your bill, describe what you believe is wrong and why you believe it is a mistake. You must contact us within 60 days after the error appeared on your statement. You must notify us of any potential errors in writing. You may call us, but if you do we are not required to investigate any potential errors and you may have to pay the amount in question. While we investigate whether or not there has been an error, the following are true: (1) We cannot try to collect the amount in question, or report you as delinquent on that amount, (2) The charge in question may remain on your statement, and we may continue to charge you interest on that amount. But, if we determine that we made a mistake, you will not have to pay the amount in question or any interest or other fees related to that amount, (3) While you do not have to pay the amount in question, you are responsible for the remainder of your balance, (4) We can apply any unpaid amount against your credit limit.

PAYMENT REQUIREMENTS

PAYMENTS MADE IN PERSON OR BY MAIL: Payments are generally credited as of the date received if the payment is (1) received by us during normal branch hours and, if by mail, at the payment address listed on the payment coupon or in the supplied envelope (if applicable), (2) paid with one check or one money order drawn in United States Dollars on bank located in the United States and the full account number listed on the check or money order, (3) accompanied by the payment coupon (without any other portion of a statement or any correspondence of any type). If we accept a payment in any other form there may be a delay in crediting your account up to five days, during which time interest will accrue and applicable fees will apply. If your payment is returned unpaid by your bank for insufficient funds, we may re-present your check electronically. In the event that your payment due date falls on a date we do not receive or accept payments by mail (weekends and holidays), payments made in person on that date and payments received by mail by the next business day will be treated as on-time.

Free Business Checking-XXXXXX4630

Account Summary

Description	
Beginning Balance	**$5,766.11**
4 Credit(s) This Period	$312.00
1 Debit(s) This Period	$1,578.13
Ending Balance	**$4,499.98**

Deposit Activity
PAPER

Post Date	Description	Amount
06-16	CUSTOMER DEPOSIT	$77.00
06-18	CUSTOMER DEPOSIT	$79.00
06-24	CUSTOMER DEPOSIT	$10.00
06-25	CUSTOMER DEPOSIT	$146.00
	Total Paper Deposits	**$312.00**

Withdrawal Activity
PAPER

Post Date	Description	Amount
06-15	Check #2054	$1,578.13
	Total Paper Withdrawals	**$1,578.13**

Checks Cleared

X	Check #	Date	Amount	X	Check #	Date	Amount
☐	2054	06/15/2026	$1,578.13				

Account Detail

Free Business Checki x4630

Current Information as of 07/28/2026

Current Balance	$16,118.98
Available Balance	$16,118.98

Showing 1 to 4*

† **Up to 300 transactions display in a set.**

Activity Since Last Statement				
Date	Transaction Description	Debit (-)	Credit (+)	Ledger Balance
07/23/2026	CUSTOMER DEPOSIT		$97.00	$16,118.98
07/20/2026	PHONE FUNDS TRANSFER CREDIT		$11,434.00	$16,021.98
07/15/2026	CHECK IMAGE CHECK 2056 2056	$60.00		$4,587.98
07/09/2026	CUSTOMER DEPOSIT		$148.00	$4,647.98

† The Ledger Balance and Current Balance may not include some items pending for processing.

MEMBER FDIC

ROCS

TRANSIT PROGRAM

[redacted] www.rocsinc.org

May 20, 2026

City of Mitchell
612 N Main St
Mitchell, SD 57301

Dear City Finance

The following is our agency request for 2027:

Transportation Match $4062.50

ROCS Transit is requesting the City of Mitchell's support in meeting the **$28,000 local match requirement** needed to access state and federal transit funding for the upcoming year. These match dollars allow us to draw down significantly larger transit funds that support these essential services throughout the community.

Due to rising costs—fuel, insurance, driver retention, and vehicle maintenance—our local match need is higher than in previous years. ROCS Transit has increased its primary request for all cities and counties by 63%, This brings our request from $2,500 to $4062.50. As an agency, we will continue to reach out to other donors and look for additional grants to fully meet the needed local supporting match dollars.

Because Mitchell community members rely on our services for medical appointments, employment, shopping, and other essential needs, **your support will help to ensure we can continue providing uninterrupted transportation for the community**.
I am available to meet or present additional information, including ridership and service data.
Thank you for your consideration and for your ongoing support of public transit in our region.

With gratitude,

Andrea Irwin
Transit Director
Rural Office of Community Services

ROCS Transit

APPLICATION FOR 2027 SUBSIDY OF CITY FUNDS

Applicant: Rural Office of Community Services-ROCS Transit

Address: [redacted]

Telephone [redacted]

Contact (individual responsible for the project):

Name: Andrea Irwin

Title: Transit Director

Address: [redacted]

Telephone [redacted]

Email: [redacted]

Applicant is:

- ☒ **nonprofit organization**
- ☐ **government agency**
- ☐ **for-profit business**
- ☐ **an individual**
- ☐ **other** Click or tap here to enter text.

Amount Requested: $ $4062.50

1. **Subsidy Intended Use:** What (specifically) will the subsidy be used for, and what is the public benefit?

These funds will go toward the operation costs for the ROCS transit to continue to provide out of town transportation services to the community of Mitchell, SD. Our federal and state grant funding requires that we have matching funds from our cities and counties that we serve.

A. Advertising: If any portion of the subsidy will be used for advertising, please provide the analytics for the advertising dollars spent in previous years, and an itemization of where the advertising dollars will be spent with the subsidy funds.

Click or tap here to enter text.

B. Wages: If any portion of the subsidy will be used for wages, please list the positions funded and what percentage of the wage the subsidy covers. Please include job descriptions and wages for the positions funded by the subsidy.

Click or tap here to enter text.

2. Goals: Describe measurable goals that you intend to accomplish in the next year that are directly funded by the subsidy and describe how you will measure your performance towards those goals.

Rocs transits main goal is to be able to continue to provide reliable, safe and low cost out of town transportation to the communities that we serve. These goals are monitored with the data collection of rides scheduled and actually given, and with the coordination between ROCS transit and providers in these communities.

A. Previous Subsidy Goals/Performance: If you received a subsidy in previous years, please provide the most recent goal and performance measure of that goals for the previous year subsidy.

Click or tap here to enter text.

3. Measurement: What will the subsidy requested accomplish for the City of Mitchell? How will you measure the benefit to the public? (Please list the specific actions & measurable results.) How do these measurable goals align with City priorities? (The measurement has to be tied to the subsidy and cannot include inflation driven numbers.)

It will provide residents of the City of Mitchell the continued availability and access of out of town transportation. By rides scheduled and the tracking of rides given. One resident traveling to the specialist out of town-means access to specialty health care that may be limited otherwise. Transportation helps to make communities stronger, haveing these options available promotes growth within the city.

4. Previous Subsidy: If you received a subsidy last year, please itemize how the dollars were spent, provide the goal you established for the subsidy, and the measurements that were used to assess the success of the goal. Was the goal obtained? Why or why not?

Click or tap here to enter text.

5. Competition: Does your organization compete or provide a service that private enterprise is currently providing? If your entity is competing, why is the subsidy necessary for your organization?

no

6. Subsidy as a percent of income: What is the subsidy/income % for your organization? Please provide documentation as to how you calculated this percentage. *If your subsidy exceeds 50% your financials are required to be made available publicly as part of the subsidy process.*

This ask is about 2% of the needed match dollars for this service area with the 3 transit locations that service the Mitchell area, needing about $88,000.00 in local yearly.

7. Please list all sources of private investment or contributions aside from your subsidy request.

Michell United Way, Medicaid, Fundraising, city and county funding outside of Mitchell and Davison County.

8. Do you receive any federal funding. If so, how much is received and from what source?
Yes we receive state and federal funding from the Federal Transit Association (FTA) and the State of SD. We receive about $971,000.00 for the whole transit program of 15 locations servicing 24 counties

Certification
Acting as the duly authorized representative for the described project and its sponsoring organization/agency/business, I certify that the information submitted is correct to the best of my knowledge and belief and submit this request for funding to the City of Mitchell.

Name: Andrea Irwin
Title: Transit Director

☒ By checking this box, I acknowledge my agreement to the above certification.

☒ By checking this box, I acknowledge I have included my most recent financial statements are required by the application for funds.

☒ By checking this box, I acknowledge that the required reports from the previous subsidy (if applicable) have been submitted to the City prior to the July 1st application opening period. I also understand that failure to do so will automatically disqualify this application.

☒ By checking this box, I acknowledge the reporting requirements for receipt of City Subsidy Funds.

☒ By checking this box, I acknowledge that if more than 50% of the organization's annual income comes from City Subsidy

funds, the organization cannot financially support candidates or ballot issues.

☒ By checking this box, I acknowledge that Subsidies that are more than 50% of the organization's annual income are required to have publicly available financials. *(This includes in the past two years, or the subsidy application year)*.

Date: 7/28/2026

Board Membership Roster

Agency Name: Rural Office of Community Services

Name/Address/Phone Number/County of Each Board Member	Board Office Held (if any)	Public, Private, or Low-Income	PUBLIC SECTOR: Title of public official serving, or name/title of public official being represented. PRIVATE: Role in community (business, educ., etc.	DATE JOINED	DATE RESIGNED
Jim Kasten [redacted]	President 2/28/2022	Private	Retired/Volunteer courthouse	11/30/2020	
Fred Kuil [redacted]	Vice President 2/23/2026	Private	Veteran Service officer	3/25/2019	
Wendy Figland [redacted]	Secretary 2/24/2025	Low Income	Mitchell Food Pantry	9/29/2008	
James Deines [redacted]	Treasurer 2/28/2022	Public	Self-Employed Sells Insurance Wessington Springs, SD	3/25/2019	
Dallas Laffey [redacted]		Public	Retired-Part time medical transporter Hutchinson County	11/25/2013	

Updated 6/26/26

AGENCY: ROCS Transit

Attachment 5

Project Administrative Budget

		Last Full Year Expenditures	Proposed Budget	Increase\ (Decrease)
Personnel				
	Executive Director Salary	$ 4,083.87	$ 24,806.25	$ 20,722.38
	Executive Director Fringe	$ 2,249.03	$ 8,682.19	$ 6,433.16
	Director Salary	$ 44,317.57	$ 58,968.00	
	Director Fringe	$ 35,036.67	$ 27,310.09	
	Assistant Director Salary	$ 2,421.10	$ 51,324.00	$ 48,902.90
	Assistant Director Fringe	$ 6,894.12	$ 41,769.00	$ 34,874.88
	Financial director Salary	$ 10,730.14	$ 60,000.00	
	Financial director Fringe	$ 3,737.58	$ 21,000.00	
	Human Resources Salary	$ 543.12	$ 11,072.84	$ 10,529.72
	Human Resources Fringe	$ 1,464.88	$ 3,875.49	$ 2,410.61
	Clerk Salary	$ 43,253.60	$ 66,772.00	$ 23,518.40
	Clerk Fringe	$ 27,536.96	$ 23,370.20	$ (4,166.76)
	Other Office Salary	$ 45,684.99	$ 52,000.00	$ 6,315.01
	Other Office Fringe	$ 46,875.59	$ 18,200.00	$ (28,675.59)
Travel				$ -
	admin vehicle expense/fuel	$ 19,640.19	$ 15,266.42	$ (4,373.77)
Office				$ -
	Office Rent	$ 33,040.48	$ 56,004.48	$ 22,964.00
	Office Utilities	$ 4,777.42	$ 7,132.96	$ 2,355.54
	Supplies/Telephone	$ 17,567.97	$ 15,685.18	$ (1,882.79)
	Software(specify)			$ -
Insurance				$ -
	Vehicle Insurance	$ 90,857.66	$ 50,500.00	$ (40,357.66)
	Bus Facility Insurance		$ 29,258.00	$ 29,258.00
	Professional/Commercial Ins.		$ 175,758.00	$ 175,758.00
Contract Services				$ -
	Management Contract			$ -
	Other (specify)			$ -
Miscellaneous	Audit	$ 10,772.05	$ 25,000.00	$ 14,227.95
	Marketing/Ads/Promotion	$ 2,611.62	$ 5,000.00	$ 2,388.38
	Other (specify)	$ 30,795.54	$ 10,082.29	$ (20,713.25)
	Specification:			
Subtotal Administrative		$ 484,892.15	$ 858,837.39	$ 300,489.11

Attachment 5

Project Administrative Budget - Justification of Increases

Provide a justification for each requested proposed line item increas in the Administrative Budget.

1. Personnel: yearly wage increases of up to 50%. added additional office personell so that marketing, and grants and extra help can be put towards transit when utilized. Increased fringe benefits by 35% as they are likly to increase taxes and health insurance.

2. Travel: Due to increaseing fuel costs and costs to maintain administration vehicles we will see these numbers rise. ROCS continues to reimburse employee travel at less than the federal mileage reimbursement rate.

3. Office: Rents, utilities and phones and supplies 15% increase off of current projections

4. Insurance: trends show that all insurance is expected to continue to increase anywhere from 8-26%. took currentrates and increased by 35% to account for max possible increase. would like to increase marketing and promotion in the next year.

5. Contract: did a standard 15% increase

6. Miscellaneous: Professional services will likly increase 5-15% as operation costs continue to increase. This can be considered true for marketing and advertising. Other is for anything purchased other than supplies or drug screens, trainings, CDL renewals.

AGENCY: ROCS TRansit

Attachment 5

Project Operating Budget

		Last Full Year Expenditures	Proposed Budget	Increase\ (Decrease)
Personnel				
	Driver Wages	$ 1,030,365.43	$ 950,000.00	$ (80,365.43)
	Driver Fringe	$ 414,019.57	$ 186,300.00	$ (227,719.57)
	Mechanic Wage			$ -
	Mechanic Fringe			$ -
Facilities				$ -
	Garage Utilities	$ 45,847.43	$ 53,290.52	$ 7,443.09
	Garage Supplies	$ 1,894.71	$ 3,600.00	$ 1,705.29
	Garage Maintenance	$ 3,616.90	$ 5,000.00	$ 1,383.10
Vehicles				$ -
	Normal Maintenance	$ 670.25	$ 10,000.00	$ 9,329.75
	Major Repairs		$ 10,000.00	$ 10,000.00
	Tires			$ -
	Fuel	$ 129,793.35	$ 127,440.00	$ (2,353.35)
	Other (specify)			$ -
Miscellaneous				$ -
	Driver Physicals			$ -
	Contract Services (Specify)			$ -
	Training			$ -
	Other (specify)	$ 6,409.87	$ 10,000.00	$ 3,590.13
	Specification:			
Subtotal Operating		$ 1,632,617.51	$ 1,355,630.52	$ (276,986.99)

Attachment 5

Project Operating Budget - Justification of Increases

Provide a justification for each requested proposed line item increas in the Operating Budget.

1. Personnel: projections for wages show that they should be at the same for the current year plus a 5% increase. fringe benefits are likly to increase due to overall tax increases and the cost of health insurance for employers, based off of current numbers I added a 35% increase.

2. Facilities: increased utilities based off of current year projections and a 15% increase. Seperating supplies from other to get better idea of what additional costs this location has.this is additional maintenance on the facility not PM or above what is available for PM.

3. Vehicles: this is additional vehicle maintenance funds to help cover repairs not covered by capital PM or extra repairs with no additional capital PM left.Fuel looks to increase about 18% in the next year increase proposed % from current final projections

4. Miscellanous: Drug screens, training and anything else that is not supplies

AGENCY: Your Full Agency Name Here

Attachment 5

Project Capital Preventive Maintenance Budget

			Last Full Year Expenditures	Proposed Budget	Increase\ (Decrease)
Capital					
	Facility Preventive Maintenance(PM)		$ 3,289.95	$ 7,000.00	$ 3,710.05
	Vehicle Preventive Maintenance(PM)	.08*Revenue Mile	$ 54,516.97	$ 60,331.34	$ 5,814.37
Subtotal Capital PM			$ 57,806.92	$ 67,331.34	$ 9,524.42

Project Capital Preventive Maintenance Budget - Justification of Increases

Provide a justification for each requested proposed line item increase in the Capital PM Budget.

1. Facility PM

General maintenance needs, replacing furnace filters, first aid equipment, lighting and garage door maintenance.

2. Vehicle PM

The prices for parts and labor for PM is continuing to increase and with vehicle usage the need for more maintenance will be higher

Rural Office of Community Services, Inc.

Independent Auditor's Report
and Financial Statements

For the Year Ended
September 30, 2024

Rural Office of Community Services, Inc.

Board of Directors

September 30, 2024

Jim Kasten, Chairperson	Parker, South Dakota
Fred Kull, Vice Chairperson	Sioux Falls, South Dakota
Georgia Chicoine, Secretary	Spencer, Nebraska
James Deines, Treasurer	Wessington Springs, South Dakota
Julie Weddel, Board Member	Wagner, South Dakota
Julie Dennis, Board Member	Bristow, Nebraska
Dallas Laffey, Board Member	Tripp, South Dakota
Wendy Figland, Board Member	Mitchell, South Dakota
Brenda Jaton, Board Member	Wagner, South Dakota
Rachel Fischer, Board Member	Mitchell, South Dakota

Angela Waldner, Executive Director

Kelsie Shaffer, Financial Director

Rural Office of Community Services, Inc.

Table of Contents

Page

Independent Auditor's Report on Internal Control Over Financial Reporting and on Compliance and Other Matters Based on an Audit of Financial Statements Performed in Accordance with *Government Auditing Standards* ---------- 1-2

Independent Auditor's Report on Compliance for each Major Program and on Internal Control over Compliance Required by the Uniform Guidance ---------- 3-5

Schedule of Prior and Current Audit Findings and Questioned Costs ---------- 6-10

Corrective Action Plan (Unaudited) ---------- 11

Independent Auditor's Report ---------- 12-14

Financial Statements

Statement of Financial Position ---------- 15
Statement of Activities ---------- 16
Statement of Cash Flows ---------- 17-18
Statement of Functional Expenses ---------- 19

Notes to the Financial Statements ---------- 20-28

Supplementary Information ---------- 29

Schedule of Expenditures of Federal Awards ---------- 30-31

Independent Auditor's Report on Internal Control over Financial Reporting and on Compliance and Other Matters Based on an Audit of Financial Statements Performed in Accordance with Government Auditing Standards

Board of Directors
Rural Office of Community Services, Inc.

We have audited, in accordance with the auditing standards generally accepted in the United States of America and the standards applicable to financial audits contained in *Government Auditing Standards* issued by the Comptroller General of the United States, the financial statements of Rural Office of Community Services, Inc., (a nonprofit organization), which comprise the statement of financial position as of September 30, 2024, the related statement of activities, cash flows, and functional expenses for the year then ended, and the related notes to the financial statements and have issued our report thereon dated June 12, 2025.

Report on Internal Control over Financial Reporting

In planning and performing our audit of the financial statements, we considered Rural Office of Community Services, Inc.'s internal control over financial reporting (internal control) as a basis for designing audit procedures that are appropriate in the circumstances for the purpose of expressing our opinion on the financial statements, but not for the purpose of expressing an opinion on the effectiveness of Rural Office of Community Services, Inc.'s internal control. Accordingly, we do not express an opinion on the effectiveness of Rural Office of Community Services, Inc.'s internal control.

A *deficiency in internal control* exists when the design or operation of a control does not allow management or employees, in the normal course of performing their assigned functions, to prevent, or detect and correct, misstatements on a timely basis. A *material weakness* is a deficiency, or a combination of deficiencies, in internal control, such that there is a reasonable possibility that a material misstatement of the entity's financial statements will not be prevented, or detected and corrected, on a timely basis. A *significant deficiency* is a deficiency, or a combination of deficiencies, in internal control that is less severe than a material weakness, yet important enough to merit attention by those charged with governance.

Our consideration of the internal control was for the limited purpose described in the first paragraph of this section and was not designed to identify all deficiencies in internal control that might be material weaknesses or significant deficiencies and therefore, material weaknesses or significant deficiencies may exist that were not identified. We identified certain deficiencies in internal control, described in the accompanying schedule of findings and questioned costs as items 2024-001, 2024-002, and 2024-003 that we consider to be a material weaknesses.

Report on Compliance and Other Matters

As part of obtaining reasonable assurance about whether Rural Office of Community Services, Inc.'s financial statements are free from material misstatement, we performed tests of its compliance with certain provisions of laws, regulations, contracts, and grant agreements, noncompliance with which could have a direct and material effect on the financial statements. However, providing an opinion on compliance with those provisions was not an objective of our audit, and accordingly, we do not express such an opinion. The results of our tests disclosed no instances of noncompliance or other matters that are required to be reported under *Government Auditing Standards*.

Organization's Response to Findings

Government Auditing Standards requires the auditor to perform limited procedures on Rural Office of Community Services, Inc.'s response to the findings identified in our audit and described in the accompanying schedule of prior and current audit findings and questioned costs. Rural Office of Community Services, Inc.'s response was not subjected to the other auditing procedures applied in the audit of the financial statements and, accordingly, we express no opinion on the response.

Purpose of This Report

The purpose of this report is solely to describe the scope of our testing of internal control and compliance and the results of that testing, and not to provide an opinion on the effectiveness of the organization's internal control or on compliance. This report is an integral part of an audit performed in accordance with *Government Auditing Standards* in considering the organization's internal control and compliance. Accordingly, this communication is not suitable for any other purpose. As required by South Dakota Codified Law 4-11-11, this report is a matter of public record and its distribution is not limited.

CLO Pfj LLC

Elk Point, South Dakota
June 12, 2025

Independent Auditor's Report on Compliance for each Major Program and on Internal Control over Compliance Required by the Uniform Guidance

Board of Directors
Rural Office of Community Services, Inc.

Report on Compliance for Each Major Federal Program

Opinion on Each Major Federal Program

We have audited Rural Office of Community Services, Inc.'s compliance with the types of compliance requirements described in the *U.S. Office of Management and Budget (OMB) Compliance Supplement* that could have a direct and material effect on each of Rural Office of Community Services, Inc.'s major federal programs for the year ended September 30, 2024. Rural Office of Community Services, Inc.'s major federal programs are identified in the summary of auditor's results section of the accompanying Schedule of Prior and Current Audit Findings and Questioned Costs.

In our opinion, Rural Office of Community Services, Inc. complied, in all material respects, with the types of compliance requirements referred to above that could have a direct and material effect on each of its major federal programs for the year ended September 30, 2024.

Basis for Opinion on Each Major Federal Program

We conducted our audit of compliance in accordance with auditing standards generally accepted in the United States of America (GAAS); the standards applicable to financial audits contained in Government Auditing Standards issued by the Comptroller General of the United States (*Government Auditing Standards*); and the audit requirements of *Title 2 U.S. Code of Federal Regulations Part 200, Uniform Administrative Requirements, Cost Principles, and Audit Requirements for Federal Awards* (Uniform Guidance). Our responsibilities under those standards and the Uniform Guidance are further described in the Auditor's Responsibilities for the Audit of Compliance section of our report.

We are required to be independent of Rural Office of Community Services, Inc. and to meet our other ethical responsibilities, in accordance with relevant ethical requirements relating to our audit. We believe that the audit evidence we have obtained is sufficient and appropriate to provide a basis for our opinion on compliance for each major federal program. Our audit does not provide a legal determination of Rural Office of Community Services, Inc.'s compliance with the compliance requirements referred to above.

Responsibilities of Management for Compliance

Management is responsible for compliance with the requirements referred to above and for the design, implementation, and maintenance of effective internal control over compliance with the requirements of laws, statutes, regulations, rules and provisions of contracts or grant agreements applicable to Organization's federal programs.

Auditor's Responsibilities for the Audit of Compliance

Our objectives are to obtain reasonable assurance about whether material noncompliance with the compliance requirements referred to above occurred, whether due to fraud or error, and express an opinion on the Organization's compliance based on our audit. Reasonable assurance is a high level of assurance but is not absolute assurance and therefore is not a guarantee that an audit conducted in accordance with GAAS, *Government Auditing Standards*, and the Uniform Guidance will always detect material noncompliance when it exists. The risk of not detecting material noncompliance resulting from fraud is higher than for that resulting from error, as fraud may involve collusion, forgery, intentional omissions, misrepresentations, or the override of internal control. Noncompliance with the compliance requirements referred to above is considered material, if there is a substantial likelihood that, individually or in the aggregate, it would influence the judgment made by a reasonable user of the report on compliance about the Organization's compliance with the requirements of each major federal program as a whole.

In performing an audit in accordance with GAAS, *Government Auditing Standards*, and the Uniform Guidance, we:

- Exercise professional judgment and maintain professional skepticism throughout the audit.
- Identify and assess the risks of material noncompliance, whether due to fraud or error, and design and perform audit procedures responsive to those risks. Such procedures include examining, on a test basis, evidence regarding the Organization's compliance with the compliance requirements referred to above and performing such other procedures as we considered necessary in the circumstances.
- Obtain an understanding of Organization's internal control over compliance relevant to the audit in order to design audit procedures that are appropriate in the circumstances and to test and report on internal control over compliance in accordance with the Uniform Guidance, but not for the purpose of expressing an opinion on the effectiveness of the Organization's internal control over compliance. Accordingly, no such opinion is expressed.

We are required to communicate with those charged with governance regarding, among other matters, the planned scope and timing of the audit and any significant deficiencies and material weaknesses in internal control over compliance that we identified during the audit.

Report on Internal Control Over Compliance

A *deficiency in internal control over compliance* exists when the design or operation of a control over compliance does not allow management or employees, in the normal course of performing their assigned functions, to prevent, or detect and correct, noncompliance with a type of compliance requirement of a federal program on a timely basis. A *material weakness in internal control over compliance* is a deficiency, or a combination of deficiencies, in internal control over compliance, such that there is a reasonable possibility that material noncompliance with a type of compliance requirement of a federal program will not be prevented, or detected and corrected, on a timely basis. A *significant deficiency in internal control over compliance* is a deficiency, or a combination of deficiencies, in internal control over compliance with a type of compliance requirement of a federal program that is less severe than a material weakness in internal control over compliance, yet important enough to merit attention by those charged with governance.

Our consideration of internal control over compliance was for the limited purpose described in the Auditor's Responsibilities for the Audit of Compliance section above and was not designed to identify all deficiencies in internal control over compliance that might be material weaknesses or significant deficiencies. Given these limitations, during our audit we did not identify any deficiencies in internal control over compliance that we consider to be material weaknesses, as defined above. However, material weaknesses or significant deficiencies in internal control over compliance may exist that were not identified.

Our audit was not designed for the purpose of expressing an opinion on the effectiveness of internal control over compliance. Accordingly, no such opinion is expressed.

Purpose of this Report

The purpose of this report on internal control over compliance is solely to describe the scope of our testing of internal control over compliance and the results of that testing based on the requirements of the Uniform Guidance. Accordingly, this report is not suitable for any other purpose. As required by South Dakota Codified Law 4-11-11, this report and or report on compliance for each major federal program are matters of public record and their distribution is not limited.

CLO Pyf LLC

Elk Point, South Dakota
June 12, 2025

Prior Audit Findings:

Finding Number 2023-001 - Internal Control Finding

Material Weakness

Financial Statement Preparation

We were requested to draft the audited financial statements, related footnote disclosures as part of our regular audit services. Ultimately, it is management's responsibility to provide for the preparation of the organization's financial statements and footnotes. The responsibility of the audit is to determine the fairness of presentation of the those statements. From a practical standpoint, we do this for the organization at the same time as the audit, which is not unusual for organizations of this size.

This prior audit comment has not been corrected and is restated under current audit findings as finding number 2024-001.

Section I - Summary of Auditor's Results

Financial Statements:

Type of auditor's report issued:	Unmodified			
Internal control over financial reporting:				
Material weakness(es) identified?	X	Yes		None reported
Significant deficiencies identified thar are not considered to be material weakness(es)?		Yes	X	None reported
Noncompliance material to financial statements noted?		Yes	X	No

Federal Awards:

Internal control over major programs:				
Material weakness(es) identified?		Yes	X	None reported
Significant deficiencies identified thar are not material weaknesses?		Yes	X	None reported
Type of auditor's report issued on compliance for major programs:	Unmodified			
Any audit findings disclosed that are required to be reported in accordance with 2 CFR 200.516(a).		Yes	X	No

Identification of Major Programs:

Federal Assistance Listing Number	Name of Federal Program or Cluster
20.526	Federal Transit Cluster
93.569	Community Services Block Grant
20.509	Federal Transit - Formula Grants
21.023	Emergency Rental Assistance Program
81.042	Weatherization Assistance

Dollar threshold used to distinguish between Type A and Type B programs:	$750,000			
Auditee qualified as low-risk auditee?		Yes	X	No

Section II - Financial Statement Findings

Current Audit Findings

Finding Number 2024-001 - Internal Control Finding

Material Weakness

Financial Statement Preparation

Condition and Cause: We were requested to draft the audited financial statements and the related footnote disclosures as part of our regular audit services. Ultimately, it is management's responsibility to provide for the preparation of the organization's financial statements and footnotes. The responsibility of the audit is to determine the fairness of presentation of the those statements. From a practical standpoint, we do this for the organization at the same time as the audit, which is not unusual for organizations of this size.

Criteria and Effect: It is our responsibility to inform management and the board that this deficiency could result in a material misstatement to the financial statements, which could have been prevented or detected by management.

Repeat Finding from Prior Years: Yes

Recommendation: This circumstance is not unusual in an organization of this size. We have instructed management to review a draft of the auditor prepared financials in detail for accuracy. We have also answered any questions they may have asked and we have encouraged research of any accounting guidance in connection with the adequacy and appropriateness of classification and disclosure in the financial statements. We are satisfied that the appropriate steps have been taken to provide the organization with the completed financial statements. It is the responsibility of management and the board to make the decision whether to accept the degree of risk associated with this condition because of cost or other considerations.

Response/Corrective Action Plan: Management agrees with the finding. A response can be found in the Corrective Action Plan.

Finding Number 2024-002 - Internal Control Finding

Material Weakness

Bank statement, bank reconcilation preparation and lack of segregation of duties

Criteria and Effect: Internal controls should be continually monitored to ensure they have been implemented as designed. A strong review and segregation of duties function are a necessary part of any internal control system and the effectiveness of the internal control system relies on enforcement by management. Additionally, the lack of preparation of bank reconciliations without exceptions on a timely basis does not ensure the financial statements presented to the board are complete to make sound business decisions.

Repeat Finding from Prior Years: No

Recommendation: Supervision and review functions must be performed continually during all phases of the accounting cycle. Additional training should be provided on internal control policies and procedures and best business practices. We recommend the board strengthen monitoring controls of the financial director's duties to ensure controls are in place and enforced. In addition, bank reconciliations should be prepared and reviewed timely. Management should review the bank statements and bank reconciliations monthly. This review includes identifying any significant or unusual transactions by scanning the detail and cancelled checks. Also looking at the outstanding checks for old items and significant or unusual items.

Response/Corrective Action Plan: Management agrees with the finding. A response can be found in the Corrective Action Plan.

Finding Number 2024-003 - Internal Control Finding

Material Weakness

Interfund borrowings

Condition and Cause: During our review of internal controls and in testing of those controls, we noted that the interfund borrowings and the related interfund receivables were not being reviewed and were not prepared between funds during the year. These amounts between funds need to balance.

Criteria and Effect: Internal controls should be continually monitored to ensure they have been implemented as designed. A strong review and is a necessary part of any internal control system and the effectiveness of the internal control system relies on enforcement by management. Additionally, the lack of properly reporting of these "due to/due from" accounts, without exceptions on a timely basis does not ensure the financial statements presented to the board are complete to make sound business decisions. There is also no way to know the true amounts that are owed between programs.

Repeat Finding from Prior Years: No

Recommendation: Supervision and review functions must be performed continually during all phases of the accounting cycle. Additional training should be provided on internal control policies and procedures and best business practices. We recommend the board strengthen monitoring controls of the financial director's duties to ensure controls are in place and enforced. In addition, reconciliations should be prepared of these due to/due from accounts and reviewed timely. Management should review monthly. This review includes identifying any significant or unusual transactions and the amount of time to pay them back by scanning the detail. Also, looking for old items and significant or unusual items.

Response/Corrective Action Plan: Management agrees with the finding. A response can be found in the Corrective Action Plan.

Section III - Federal Award Findings and Questioned Costs

There are no findings or questioned costs relating to federal award programs which are required to be reported in accordance with 2 CFR 200.516(a).

RURAL OFFICE OF COMMUNITY SERVICES, INC.
WAGNER, SD

Corrective Action Plan (Unaudited)
For the Year Ended 09-30-24

2024-001: Financial Statement Preparation

Corrective Action Plan: The Board and management understand that the auditor has prepared these statements and based on our review of them, are confident that the amounts and disclosures are accurate, and are willing to accept the risk of not preparing them ourselves.

Anticipated Completion Date: August, 2025

2024-002: Bank Statement, Bank Reconciliation Preparation

Corrective Action Plan: The Board and management understand that the auditor has assisted with bank reconciliations and based on our review of them, are confident that the amounts are accurate, and are willing to accept the risk of not preparing them ourselves.

Anticipated Completion Date: August, 2025

2024-003: Interfund Borrowings

Corrective Action Plan: The Board and management understand that interfund borrowings need to net to zero between funds. Based on our review of them, we are confident that these amounts will be reconciled and transferred as needed.

Anticipated Completion Date: August, 2025

Name and address of independent public accounting firm:

ELO Prof. LLC
1101 W Main
Elk Point, SD 57025

Name of Responsible Person: Megan Heidinger, CFO
Name of Department Contact: Megan Heidinger, CFO
Anticipated Date: Ongoing

Independent Auditor's Report

Board of Directors
Rural Office of Community Services, Inc.

Report on the Audit of the Financial Statements

Opinion

We have audited the accompanying financial statements of Rural Office of Community Services, Inc. (a nonprofit organization), which comprise the statements of financial position as of September 30, 2024, and the related statements of activities, cash flows and functional expenses for the year then ended, and the related notes to the financial statements.

In our opinion, the financial statements referred to above present fairly, in all material respects, the financial position of the Rural Office of Community Services, Inc. as of September 30, 2024, and the respective changes in its net assets and, its cash flows for the year then ended in accordance with accounting principles generally accepted in the United States of America.

Basis for Opinion

We conducted our audit in accordance with auditing standards generally accepted in the United States of America (GAAS) and the standards applicable to financial audits contained in *Government Auditing Standards,* issued by the Comptroller General of the United States. Our responsibilities under those standards are further described in the Auditor's Responsibilities for the Audit of the Financial Statements section of our report. We are required to be independent of the organization and to meet our other ethical responsibilities, in accordance with the relevant ethical requirements relating to our audit. We believe that the audit evidence we have obtained is sufficient and appropriate to provide a basis for our audit opinions.

Responsibilities of Management for the Financial Statements

Management is responsible for the preparation and fair presentation of the financial statements in accordance with accounting principles generally accepted in the United States of America, and for the design, implementation, and maintenance of internal control relevant to the preparation and fair presentation of financial statements that are free from material misstatement, whether due to fraud or error.

In preparing the financial statements, management is required to evaluate whether there are conditions or events, considered in the aggregate, that raise substantial doubt about Rural Office of Community Services, Inc.'s ability to continue as a going within one year after the date that the financial statements are available to be issued.

Auditor's Responsibilities for the Audit of the Financial Statements

Our objectives are to obtain reasonable assurance about whether the financial statements as a whole are free from material misstatement, whether due to fraud or error, and to issue an auditor's report that includes our opinions. Reasonable assurance is a high level of assurance but is not absolute assurance and therefore is not a guarantee that an audit conducted in accordance with GAAS and *Government Auditing Standards* will always detect a material misstatement when it exists. The risk of not detecting a material misstatement resulting from fraud is higher than for one resulting from error, as fraud may involve collusion, forgery, intentional omissions, misrepresentations, or the override of internal control. Misstatements are considered material if there is a substantial likelihood that, individually or in the aggregate, they would influence the judgment made by a reasonable user based on the financial statements.

In performing an audit in accordance with GAAS and *Government Auditing Standards*, we:

- Exercise professional judgment and maintain professional skepticism throughout the audit.

- Identify and assess the risks of material misstatement of the financial statements, whether due to fraud or error, and design and perform audit procedures responsive to those risks. Such procedures include examining, on a test basis, evidence regarding the amounts and disclosures in the financial statements.

- Obtain an understanding of internal control relevant to the audit in order to design audit procedures that are appropriate in the circumstances, but not for the purpose of expressing an opinion on the effectiveness of Rural Office of Community Services, Inc.'s internal control. Accordingly, no such opinion is expressed.

- Evaluate the appropriateness of accounting policies used and the reasonableness of significant accounting estimates made by management, as well as evaluate the overall presentation of the financial statements.

- Conclude whether, in our judgment, there are conditions or events, considered in the aggregate, that raise substantial doubt about Rural Office of Community Services, Inc.'s ability to continue as a going concern for a reasonable period of time.

We are required to communicate with those charged with governance regarding, among other matters, the planned scope and timing of the audit, significant audit findings, and certain internal control related matters that we identified during the audit.

Supplementary Information

Our audit was conducted for the purpose of forming opinions on the financial statements that collectively comprise the Rural Office of Community Service's basic financial statements. The Schedule of Expenditures of Federal Awards, which is required by *Title 2 U.S. Code of Federal Regulations (CFR) Part 200, Uniform Administrative Requirements, Cost Principles, and Audit Requirements for Federal Awards* (Uniform Guidance) is presented for purposes of additional analysis and is not a required part of the basic financial statements. Such information is the responsibility of management and was derived from and relates directly to the underlying accounting and other records used to prepare the basic financial statements. The information has been subjected to the auditing procedures applied in the audit of the basic financial statements and certain additional procedures, including comparing and reconciling such information directly to the underlying accounting and other records used to prepare the basic financial statements or to the basic financial statements themselves, and other additional procedures in accordance with auditing standards generally accepted in the United States of America. In our opinion, the Schedule of Expenditures of Federal Awards is fairly stated in all material respects in relation to the basic financial statements as a whole.

Other Reporting Required by *Government Auditing Standards*

In accordance with *Government Auditing Standards*, we have also issued our report dated June 12, 2025, on our consideration of Rural Office of Community Services, Inc.'s internal control over financial reporting and on our tests of its compliance with certain provisions of laws, regulations, contracts, and grant agreements and other matters. The purpose of that report is solely to describe the scope of our testing of internal control over financial reporting and compliance and the results of that testing, and not to provide an opinion on the effectiveness of Rural Office of Community Services, Inc.'s internal control over financial reporting or on compliance. That report is an integral part of an audit performed in accordance with *Government Auditing Standards* in considering Rural Office of Community Services, Inc.'s internal control over financial reporting and compliance.



Elk Point, South Dakota
June 12, 2025

Rural Office of Community Services, Inc.
Statement of Financial Position
September 30, 2024

Assets	
Current Assets	
Cash and cash equivalents	$ 646,631
Grants receivable	1,045,881
Total Current Assets	1,692,512
Property, Plant and Equipment	
Buildings	382,348
Equipment	4,467,339
Construction in progress	716,040
Less: Accumulated Depreciation	(2,970,761)
Total Property, Plant and Equipment	2,594,966
Total Assets	$ 4,287,478
Liabilities and Net Assets	
Current and Accrued Liabilities	
Accounts payable	$ 345,225
Other current and accrued liabilities	25,000
Accrued leave payable - current portion	17,824
Notes payable - current portion	44,424
Total Current and Accrued Liabilities	432,473
Long Term Liabilities	
Accrued leave payable	278,424
Less: current portion	(17,824)
Notes payable	140,324
Less: current portion	(44,424)
Total Long Term Liabilities	356,500
Total Liabilities	788,973
Net Assets	
Without donor restrictions	3,498,505
Total Net Assets	3,498,505
Total Liabilities and Net Assets	$ 4,287,478

The accompanying Notes to the Financial Statements are an integral part of this statement.

Rural Office of Community Services, Inc.

Statement of Activities

September 30, 2024

	Without Donor Restrictions	With Donor Restrictions	Total
Public Support and Revenue			
Public support:			
Contributions	$ --	$ 1,204,948	$ 1,204,948
Revenue:			
Grant and contracts from government agencies	14,227,275	--	14,227,275
Other revenue:			
Interest income	6,300	--	6,300
Program service fees	475,964	--	475,964
Total Public Support and Revenue	14,709,539	1,204,948	15,914,487
Net assets released from restrictions	1,204,948	(1,204,948)	--
Total Public Support and Revenue	15,914,487	--	15,914,487
Operating Expenses			
Program Expenses:			
Weatherization	1,542,526	--	1,542,526
Transportation	2,705,132	--	2,705,132
Nutrition	2,047,071	--	2,047,071
Other programs	6,341,050	--	6,341,050
Supporting services:			
Management and general	1,005,174	--	1,005,174
Total Operating Expenses Before Depreciation	13,640,953	--	13,640,953
Depreciation	417,623	--	417,623
Total Operating Expenses	14,058,576	--	14,058,576
Changes in Net Assets	1,855,911	--	1,855,911
Net Assets, Beginning of Year	1,642,594	--	1,642,594
Net Assets, End of Year	$ 3,498,505	$ --	$ 3,498,505

The accompanying Notes to the Financial Statements are an integral part of this statement.

Rural Office of Community Services, Inc.
Statement of Cash Flows
September 30, 2024

Cash Flows From Operating Activities:	
Cash collected from users and grants	$ 15,138,279
Cash paid to employees, consultants, and suppliers	(13,654,274)
Net Cash Provided by Operating Activities	1,484,005
Cash Flows From Investing Activities:	
Cash paid for capital expenditures	(1,568,439)
Disposal of fixed assets	9,526
Net Cash (Used) by Investing Activites	(1,558,913)
Cash Flows From Financing Activities:	
Payments on long-term debt	(42,628)
Net Cash Provided by Financing Activities	(42,628)
Increase in Cash and Cash Equivalents	(117,536)
Cash and Cash Equivalents, Beginning of Year	764,167
Cash and Cash Equivalents, End of Year	$ 646,631

The accompanying Notes to the Financial Statements are an integral part of this statement.

Reconciliation of Change in Net Assets to Net Cash Provided by Operating Activities:	
Change in net assets	$ 1,855,911
Adjustments to reconcile change in net assets to net cash provided by operating activities:	
Depreciation	417,623
Decrease (Increase) in:	
Grants receivable	(776,208)
Increase (decrease) in:	
Accounts payable	75,161
Accrued compensated absences	(18,645)
Other accrued expenses	(69,837)
Net Cash Provided by Operating Activities	$ 1,484,005

The accompanying Notes to the Financial Statements are an integral part of this statement.

Rural Office of Community Services, Inc.

Statement of Functional Expenses

September 30, 2024

Expenses	Weatherization	Transportation	Nutrition	Other Programs	Total	Management and General	Total Expenses
Salaries and wages	$ 348,636	$ 1,644,696	$ 811,107	$ 428,592	$ 3,233,031	$ 401,806	$ 3,634,837
Fringe benefits	165,704	522,505	349,109	1	1,037,319	206,179	1,243,498
Contract services	157,355	--	122,293	8,571	288,219	--	288,219
Professional services	53,762	21,903	6,869	29,667	112,201	51,829	164,030
Fuel	--	186,546	--	--	186,546	2,220	188,766
Maintenance	2,020	85,963	20,633	67	108,683	4,803	113,486
Travel	65,401	18,621	19,712	235	103,969	31,320	135,289
Space costs	28,705	28,219	10,811	2,364	70,099	42,403	112,502
Utilities	130,897	41,420	34,267	491,084	697,668	47,402	745,070
Supplies	9,877	4,631	74,923	779	90,210	30,727	120,937
Equipment	26,718	--	16,688	2,600	46,006	4,622	50,628
Training	25,767	140	779	--	26,686	10,462	37,148
Dues	6,248	3,706	1,026	2,090	13,070	7,634	20,704
Insurance	50,285	79,313	3,549	34,241	167,388	25,780	193,168
Printing and advertising	--	4,040	5,245	--	9,285	101	9,386
Telephone	8,798	59,691	--	5,231	73,720	12,205	85,925
Postage	3,302	1,692	36,926	29,997	71,917	3,682	75,599
Materials	402,985	--	--	9,115	412,100	--	412,100
Miscellaneous	56,066	2,046	--	131,272	189,384	9,159	198,543
Food	--	--	533,134	19,469	552,603	10,133	562,736
Garden project	--	--	--	235	235	--	235
Shelter	--	--	--	5,142,422	5,142,422	102,707	5,245,129
Transit passes	--	--	--	3,018	3,018	--	3,018
Total operating expenses before depreciation and other expenses	1,542,526	2,705,132	2,047,071	6,341,050	12,635,779	1,005,174	13,640,953
Depreciation	24,906	345,970	12,451	25,133	408,460	9,163	417,623
Total Expenses	$ 1,567,432	$ 3,051,102	$ 2,059,522	$ 6,366,183	$ 13,044,239	$ 1,014,337	$ 14,058,576

The accompanying Notes to the Financial Statements are an integral part of this statement.

1. Summary of Significant Accounting Policies:

The accounting policies of the Organization conform to generally accepted accounting principles applicable to non-profit entities in the United States of America.

Financial Reporting Entity:

The Rural Office of Community Services, Inc., is incorporated as a non-profit corporation under the laws of the state of South Dakota. The corporation was formed for the purpose of providing a wide range of community services to the low income and elderly population in twenty-two counties in Southcentral and Southeastern South Dakota.

Basis of Accounting:

The accompanying financial statements have been prepared on the accrual basis in accordance with U.S. generally accepted accounting principles. Basis of accounting refers to the timing or recognition of revenues and expenses in the accounts and their reporting in the financial statements. Revenue is recognized when it is earned and expenses are recognized when the obligation is incurred.

Net Assets:

Net assets, revenues, gains, and losses are classified based on the existence or absence of donor or grantor-imposed restrictions. Accordingly, net assets and changes therein are classified and reported as follows:

Net Assets without Donor Restrictions: Net assets available for use in general operations and not subject to donor or grantor restrictions.

Net Assets with Donor Restrictions: Net assets subject to donor or grantor restrictions. When a restriction is met, net assets with donor restrictions are reclassified to net assets without donor restrictions and reported in the statements of activities as net assets released from restrictions.

Use of Estimates:

The preparation of financial statements in conformity with generally accepted accounting principles requires management to make estimates and assumptions that affect certain reported amounts and disclosures. Accordingly, actual results could differ from those estimates.

Cash Equivalents:

For purposes of the statement of cash flows, the Organization considers all highly liquid instruments purchased with an original maturity of three months or less to be cash equivalents.

Income Taxes:

The Organization has received an exemption from income taxes under Section 501(c)(3) of the Internal Revenue Code under a group exemption letter granted to the Organization by the Internal Revenue Service.

1. Summary of Significant Accounting Policies: (Continued)

Functional Allocation of Expenses:

The costs of providing programs and other activities have been summarized on a functional basis in the statement of activities and changes in net assets. The statement of functional expenses presents the natural classification detail of expenses by function. The financial statements report certain categories of expenses that are attributable to more than one program or supporting function. Therefore, these expenses require allocation on a reasonable basis that is consistently applied. The expenses that are allocated including officials' expense and salaries and benefits are allocated on the basis of estimates of time and effort.

Contribution Receivable:

Contributions are recognized when the donor makes a promise to give to the Organization that is, in substance, unconditional. Contributions that are restricted by the donor are reported as increases in net assets without donor restrictions if the restrictions expire in the fiscal year in which the contributions are recognized. All other donor-restricted contributions are reported as increases in net assets with donor restrictions depending on the nature of the restrictions. When a restriction expires, net assets with donor restrictions are reclassified to net assets without donor restrictions. The Organization uses the allowance method to determine uncollectible promises receivable. The allowance is based on prior years' experience and management's analysis of specific promises made.

Property and Equipment:

All property and equipment are stated at historical cost on the date of purchase or fair market value at the date of the gift. Depreciation is computed on a straight-line basis over the useful lives of the assets as indicated.

Below is a table listing the Organization's current property and equipment:

	Estimated Useful Life
Land*	NA
Buildings	25-30 years
Vehicles	10 years
Furniture and Equipment	5-7 years

*Land is an inexhaustible capital asset and is not depreciated

Additions and betterments of $3,000 or more are capitalized, while maintenance and repairs that do not improve or extend the useful lives of the respective assets are expensed as incurred.

Advertising:

The Organization uses advertising to promote its programs. The costs of advertising are expensed as incurred.

1. Summary of Significant Accounting Policies: (Continued)

Revenue Recognition:

Revenue is reported at the amount that reflects the consideration to which the organization expects to be entitled in exchange for providing client services. These amounts are due from clients, third-party payers including government programs, and others. Generally, the organization bills the clients and third-party payors on a monthly basis. Performance obligations are determined based on the nature of the services provided and recognized over time as services are provided or at a point when production sales are made.

Subsequent Events:

The Organization has evaluated subsequent events through the date the financial statements were available to be issued.

Inventory:

Inventory is valued at the lower of cost or market using the first-in, first-out method. The inventories held by the organization include food supplies in the nutrition programs.

2. Economic Dependence:

Rural Office of Community Services, Inc. (a nonprofit organization) receives a significant amount of its funding from through contracts with the Federal agencies funded through the State of South Dakota. Therefore, its future is dependent on continued funding of the programs.

3. Description of Programs and Support Services:

Weatherization:

This program is designed to help low-income households, especially the elderly, the handicapped and families with small children, to overcome the high cost of energy, through conservation. The program is funded by the US Departments of Energy and Health and Human Services. Assistance is provided to twenty-two counties in South Dakota.

Elderly Nutrition Program:

This program helps to provide the elderly with low cost nutritious meals, appropriate nutrition education and other services. It is funded with grants from the Department of Health and Human Services.

3. Description of Programs and Support Services: (Continued)

Rural Transportation Program:

The objective of this program is to provide public transportation services to individuals to and from medical facilities, nutrition sites, employment, education, social and recreational centers. Grants from the Department of Transportation and Health and Human Services help fund the program.

Other Programs: With grants from the Dept. of Health and Human Services. ROCS also offers the following programs:

Basic Needs (CSBG, Emergency Food and Shelter and Local Funds): Offering a one-time only assistance for temporary shelter, rental and utility assistance to individuals and families who lack a fixed, regular and adequate nighttime residence.

CSBG CARES — ROCS was allocated CARES funds to provide emergency assistance related to the COVID-19 pandemic. Funds were available for basic needs, internet or cell phones, vehicle registration or insurance, education needs.

HAF - The Homeowner Assistance Fund (HAF) is a federal program to help households who are behind on their mortgages and other housing-related expenses due to the impacts of COVID-19. The HAF program is overseen by the U.S. Treasury Department and administered by the states, territories, and tribes.

ERA 2 –The ERA2 program was authorized by the American Rescue Plan Act of 2021 and provides eligible households with financial assistance, housing stability services, and as applicable, to cover the costs for other affordable rental housing and eviction prevention activities.

School Supply Program: This program offers assistance to children of low income families with school supplies.

Special Projects: With special grants from the Department of Social Services. The Rural Offices of Community Services undertook the following Special projects during the year:

New Employment Program: This program is designed to assist clients who have recently started a new job with a gasoline voucher.

Public Transportation Program: This program provides a public transportation voucher for low income individuals and families to utilize local public transportation programs.

3. Description of Programs and Support Services: (Continued)

Garden Project: This program assists families with seeds, equipment and plant vouchers and tilling vouchers to grow their own food.

Commodity Supplemental Food Program: For low-income and elderly individuals.

Volunteer Income Tax program: Free tax preparation provided to qualified households.

4. Defined Contribution Pension Plan:

The organization has a defined contribution plan covering all employees who are over 21 years of age and have completed one year of service and who agree to make contributions to the plan. The organization makes a contribution to the plan each pay period equal to 3% of all participants' compensation. The organization's contributions for each employee are fully vested after five years of continuous service. Should an employee leave before the completion of five years of service, the organization's share of the contributions is forfeited and are used to fund the current period contribution requirements. Employer contributions for the year ended September 30, 2024 totaled $191,956.

5. Changes in Capital Assets:

A summary of changes in capital assets for the year ended September 30, 2024 is as follows:

	Balance October 1, 2023	Additions	Deletions	Balance September 30, 2024
Construction in Progress	$ --	$ 716,040	$ --	$ 716,040
Buildings	382,348	--	--	382,348
Equipment and Vehicles	3,878,581	852,399	263,641	4,467,339
Total	4,260,929	1,568,439	263,641	5,565,727
Accumulated Depreciation	2,807,253	417,623	254,115	2,970,761
Total Capital Assets, Net	$ 1,453,676	$ 1,150,816	$ 9,526	$ 2,594,966

6. In-Kind Donations:

Rural Office of Community Services, Inc. owns the bus barn buildings in the cities of Chamberlain, Winner, Viborg and Canton. The land on which the bus barns are built is owned by the respective cities and is leased to the Rural Office of Community Services free of charge. It is estimated that the approximate fair value of the annual rental for these long-lived assets would be $4,530 and it is included in the contributions and expenses in the statement of activities.

7. Concentration of Credit Risk:

The Rural Office of Community Services, Inc. maintains accounts with various banking institutions. Accounts at each bank are insured by the Federal Deposit Insurance Corporation (FDIC) up to $250,000. As of September 30, 2024, the organization had a total of $555,488 in uninsured deposits held at Commercial State Bank of Wagner, SD.

8. Long-Term Debt:

Long term debt consisted of the following at September 30, 2024:

Promissory Notes Payable:

Note Payable to Commercial State Bank	Agreement was signed in September of 2023 for a 2023 Chevy Silverado with an interest rate of 7.75%. This note matures and final payment due April, 2029. This debt is serviced by the Weatherization Program Fund.	$	35,901
Note Payable to Commercial State Bank	Agreement was signed in January of 2022 for a 2020 Dodge Ram with an interest rate of 2.15%. This note matures in January, 2027. This debt is serviced by the Weatherization Program Fund.		18,382
Note Payable to Commercial State Bank	Agreement was signed in June of 2023 for a 2023 Chevy Equinox with an interest rate of 7.5%. This note matures in June, 2028. This debt is serviced by the CSBG Program Fund.		22,926
Note Payable to Commercial State Bank	Agreement was signed in May of 2021 for a 2021 Ford van with an interest rate of 2.15%. This note matures on May 6, 2027. This debt is serviced by the Weatherization Program Fund.		20,163
Note Payable to Commercial State Bank	Agreement was signed in March of 2022 for a 2022 Dodge Durango with an interest rate of 2.15%. This note matures on March 3, 2028. This debt is serviced by the CSBG Program Fund.		25,369
Note Payable to Commercial State Bank	Agreement was signed in August of 2022 for a 2022 Ford Escape with an interest rate of 4.45%. This note matures on August 25, 2026. This debt is serviced by the CSBG Program Fund.		17,583
Total Notes Payable		$	140,324

8. Long-Term Debt: (Continued)

Accrued Leave Payable	The liability for accrued leave represents leave benefits earned as of September 30, 2024. This debt is serviced by the Corporate account.	$ 278,424

The annual requirements for the organization to amortize all debt outstanding are as follows:

Years Ending Sept. 30,	Promissory Notes	
	Principal	Interest
2025	$ 44,424	$ 6,045
2026	45,518	3,912
2027	28,732	2,192
2028	16,701	887
2029	4,949	121
Total	$ 140,324	$ 13,157

9. Available Resources and Liquidity:

The organization strives to maintain liquid financial assets sufficient to cover 120 days of general expenditures. Financial assets in excess of daily cash requirements are invested in certificates of deposit, money market funds and other short-term investments.

The following reflects the organization's financial assets as of September 30, 2024, reduced by amounts that are not available to meet general expenditures within one year of the statement of financial position date because of contractual restrictions or internal board designations. In the event the need arises to utilize the board-designated funds for liquidity purposes, the reserves could be drawn upon through board resolution. As of September 30, 2024, all financial assets were available to meet cash needs for general expenditures within one year.

10. Net Assets with Donor Restriction:

Net assets subject to donor or certain grantor-imposed restrictions are temporary in nature, such as those that will be met by the passage of time or other events specified by the donor. Donor imposed restrictions are released when a restriction expires, that is, when the stipulated time has elapsed, when the stipulated purpose for which the resource was restricted has been fulfilled, or both.

10. Net Assets with Donor Restriction: (Continued)

Net assets were released from restrictions as follows:

Expenses incurred to satisfy donor restrictions:

Nutrition	$	878,861
Transportation		319,485
Corporate		2,923
CSBG		3,679
	$	1,204,948

11. Grants Receivable:

Grants receivable at September 30, 2024 are comprised of the following:

Weatherization	$	345,881
ERA 2		700,000
	$	1,045,881

12. Leasing Activities:

The Organization also has certain leases for equipment and buildings for offices with terms less than 12 months for which the Organization has elected to recognize in operating expense on the straight-line basis. For the fiscal year ending September 30, 2024, the amount of these short-term leases recognized in the financial statements was $61,525.

Supplementary Information

Rural Office of Community Services, Inc.

Schedule of Expenditures of Federal Awards

For the Year Ended September 30, 2024

Federal Grantor/Pass-Through Grantor/Program or Cluster Title	Federal Assistance Listing Number	Pass-Through Entity Identifying Number		Federal Expenditures
U.S. Department of Agriculture:				
Pass-Through Feeding SD:				
Food Distribution Cluster:				
Commodities Supplemental Food Program (CSFP)	10.565	N/A	$ 49,906	
Emergency Food Assistance Program (TEFAP)	10.569	N/A	3,757	
Total Food Distribution Cluster				53,663
Total U.S. Department of Agriculture				53,663
U.S. Department of Transportation:				
Pass-Through SD Department of Transportation:				
Federal Transit - Formula Grants for Rural Areas (Note 3)	20.509	812154 & 812143		1,736,436
Federal Transit Cluster: (Note 3)				
Bus and Bus Facilities Formula and Discretionary Programs	20.526	SD-2023-013	220,000	
Bus and Bus Facilities Formula and Discretionary Programs	20.526	SD-2022-022	160,448	
Bus and Bus Facilities Formula and Discretionary Programs	20.526	SD-2024-004	279,812	
Bus and Bus Facilities Formula and Discretionary Programs	20.526	N/A	708,315	
Total Federal Transit Cluster				1,368,575
Transit Services Programs Cluster:				
Enhanced Mobility of Seniors and Individuals with Disabilities	20.513	SD-2023-010	48,092	
Enhanced Mobility of Seniors and Individuals with Disabilities	20.513	SD-2023-010	12,147	
Enhanced Mobility of Seniors and Individuals with Disabilities	20.513	SD-2023-003 & SD-2021-019	3,255	
Total Transit Services Programs Cluster				63,494
Total U.S. Department of Transportation				3,168,505
U. S. Department of Energy:				
Pass-Through the S.D. Department of Social Services:				
Weatherization Assistance for Low-Income Persons (Note 3)	81.042	24-0821-603 & 25-0821-628		1,359,519
Total U.S. Department of Energy				1,359,519
U. S. Department of Health and Human Services:				
Pass-Through the S.D. Department of Social Services:				
Aging Cluster:				
Special Programs for the Aging - Title III, Part C Nutrition Services	93.045	9193-657-021 24 & 9193-657-021 25	567,436	
Total Aging Cluster				567,436
Activities to Support State, Tribal, Local and Territorial (STLT) Health Department Reponse to Public Health or Healthcare Crisis	93.391	24SC09 0047		176,520
Low-Income Home Energy Assistance	93.568	24-0821-608 & 25-0821-632		442,072
Community Services Block Grant (Note 3)	93.569	24-0821-611 & 25-0821-611		960,137
Emergency Food and Shelter	97.024	N/A		34,586
Total U.S. Department of Health and Human Services				2,180,751
U.S. Department of Housing and Urban Development:				
Pass Through South Dakota Housing Development Authority:				
Emergency Solutions Grant	14.231	N/A		32,051
HOME Investment Partnerships	14.239	N/A		28,452
Total U.S. Department of Housing and Urban Development				60,503
U.S. Department of Treasury:				
Pass Through South Dakota Housing Development Authority:				
Homeowner Assistance Fund	21.026	HAF - ROCS		100,000
South Dakota Housing Development Authority/Emergency Rental Assistance #2 Grant (Note 3)	21.023	ERA2 - ROCS		7,100,620
Total U.S. Department of Treasury				7,200,620
GRAND TOTAL				$ 14,023,561

Note 1: Basis of Presentation

The accompanying Schedule of Expenditures of Federal Awards includes the federal grant activity of Rural Office of Community Services, Inc. under programs of the federal government for the year ended September 30, 2024. The information in this Schedule is presented in accordance with the requirements of Title 2 U.S. Code of Federal Regulations Part 200, Uniform Administrative Requirements, Cost Principles, and Audit Requirements for Federal Awards (Uniform Guidance).

Note 2: Summary of Significant Accounting Policies

Expenditures reported on the Schedule are reported on the accrual basis of accounting. Such expenditures are recognized following the cost principles contained in the Uniform Guidance, wherein certain types of expenditures are not allowable or are limited as to reimbursement. The organization has elected to use the 10-percent de minimis indirect cost rate as allowed under the Uniform Guidance.

Note 3: Major Federal Financial Assistance Program

This represents a major federal award program.

APPLICATION FOR 2027 SUBSIDY OF CITY FUNDS

Applicant: Safe Place of Eastern South Dakota

Address: [redacted]

Telephone: [redacted]

Contact (individual responsible for the project):

Name: Coleen Hoffman

Title: Executive Director

Address: [redacted]

Telephone: [redacted]

Email: [redacted]

Applicant is:

- ☒ **nonprofit organization**
- ☐ **government agency**
- ☐ **for-profit business**
- ☐ **an individual**
- ☐ **other** Click or tap here to enter text.

Amount Requested: $ 20,000.00

1. **Subsidy Intended Use:** What (specifically) will the subsidy be used for, and what is the public benefit?

Safe Place of Eastern South Dakota provides the City of Mitchell with comprehensive, 24-hour emergency services for individuals and families impacted by domestic violence, sexual assault, stalking, human trafficking. Our services are available 365 days a year and include emergency shelter, a 24-hour crisis hotline, advocacy for protection orders, sexual assault advocacy, safety planning, and ongoing support for victims and their children. In addition to direct services, we provide education and training for community partners, local leaders, schools, businesses, and community members to increase awareness, strengthen collaboration, and promote violence prevention.

The requested City of Mitchell subsidy funding will help sustain the day-to-day operations that make these essential services possible. Our Direct Services Advocates are available around the clock to respond to emergencies, provide crisis intervention, and connect individuals with the resources they need to rebuild their lives.

Safe Place serves residents of Mitchell and the surrounding nine-county region through our mission of providing a safe and empowering environment for victims of domestic violence and sexual assault through shelter, advocacy, education, and family support services. **As the only provider** of these specialized services in our 9-county **region**, we are committed to ensuring that no individual or family faces violence alone.

Specifically, the City of Mitchell subsidy funding will be used to support operational needs that directly impact service delivery.

- Facility maintenance and building upkeep
- Emergency shelter operations
- Food and household supplies
- Housing assistance
- Direct service materials
- Staff training and wellness initiatives
- Educational resources used for prevention and community outreach.

These funds will help bridge funding gaps, ensuring that Safe Place can continue providing high-quality, uninterrupted services to those in crisis while maintaining a safe, welcoming environment for every individual who seeks our assistance.

Public benefit:

- Promoting **public safety** through victim/survivor protection and violence prevention.
- Encouraging **community wellness** by providing support services that reduce trauma and strengthen families.
- Enhancing **collaboration and accessibility** to essential services through outreach and partnerships with local agencies and first responders. We collaborate with our local law enforcement agencies to provide emergency support and access to our security systems to keep our community and shelter safe.

A. Advertising: If any portion of the subsidy will be used for advertising, please provide the analytics for the advertising dollars spent in previous years, and an itemization of where the advertising dollars will be spent with the subsidy funds.

We intend to use a portion of the subsidy funding to enhance the outreach and community awareness efforts of our services. It is critical that individuals know where we are located and understand that we are more than just a shelter, we provide a full spectrum of family support services, including education, advocacy, supervised visitation, and classes.

With the support of this subsidy, we will:

- Expand and modernize our outreach materials by incorporating **QR codes** on pull-tab flyers, allowing direct access to our website and on-line resources.
- Promote the use of our **website chat feature** as a discreet and accessible way for individuals to seek help.
- Strengthening our **social media presence on Facebook and Instagram** to increase engagement and visibility.
- Enhance **community-based educational programs** designed to help individuals recognize, respond to, and refer to those experiencing domestic violence, sexual assault and human trafficking.
- Ensure that materials are accessible, engaging, and informative for all community members.
- Continue to **partner with other community organizations** to jointly deliver outreach and awareness campaigns, expanding our collective reach and impact.

While some grant funding supports materials production, this subsidy would allow us to cover the **staff time, mileage**, and **educational materials** needed for outreach and awareness work. Often these line items are not eligible under direct service grants. Our overall objective is to ensure our community knows where to find us, what we offer, and how we can support them not just in crisis, but throughout their journey.

B. Wages: If any portion of the subsidy will be used for wages, please list the positions funded and what percentage of the wage the subsidy covers. Please include job descriptions and wages for the positions funded by the subsidy.

A portion of the subsidy will be used to support personnel costs. As personnel costs continue to rise and federal and state victim service funding continues to decline, sustaining our emergency services has become increasingly challenging. Over the past several years, reductions in grant funding have placed significant pressure on our agency's ability to maintain the level of services our community depends on. While many grants support specific positions, programs or services, they often do not fully cover the wages and benefits necessary to retain qualified staff or provide uninterrupted services throughout the entire grant cycle. (8-16%)

City and county funding plays a vital role in filling these funding gaps. A portion of the requested subsidy will be used to support the wages and benefits of our Direct Service Advocates and other key operational positions that ensure victims have access to immediate emergency assistance 24 hours a day, 365 days a year. These funds also help sustain essential operations when grant funding is exhausted before the end of its annual cycle or when critical positions are not fully eligible under traditional funding streams. (8-16%)

Through this subsidy funding and city investment ensures that no one is turned away because of funding limitations. By supporting the dedicated advocates who provide these lifesaving services, the city is helping support a coordinated, reliable response for victim/survivors and families throughout Mitchell and the nine counties we serve.

2. Goals: Describe measurable goals that you intend to accomplish in the next year that are directly funded by the subsidy and describe how you will measure your performance towards those goals.

Safe Place remains committed and dedicated to providing dependable, reliable, and accessible crisis services 24 hours a day, 365 days a year. While federal and state funding for victim services continues to decline, the demand for emergency shelter, crisis intervention, advocacy, and supportive services continues to grow throughout our service area. These funding challenges have not diminished the need for services; instead, they have increased the importance of maintaining a strong local response for individuals and families experiencing domestic violence, sexual assault, stalking, and human trafficking.

To measure our effectiveness and ensure accountability, we utilize evaluation tools and data collection practices, including client intakes, assessments, orientations, client surveys, staff evaluations, and a secure database tracking system. These tools enable us to monitor the number of individuals served; document services provided, evaluate program outcomes, identify emerging community needs, and continuously improve the quality of our services. This data keeps us informed to ensure that resources are used responsibly and that our programs remain responsive to the evolving needs of our community

Goals:

- Maintain full staffing levels to ensure the consistent delivery of 24-hour in-shelter support and crisis services.
- Enhance community outreach efforts by increasing the distribution of educational materials, participating in local events, and expanding our digital presence.
- Sustain and improve retention of trained staff to ensure continuity and quality of care.
- Expand our community education programming by partnering with local schools, faith-based organizations, and service providers to increase prevention and awareness.
- Strengthen data collection and evaluation methods to better assess client outcomes and service effectiveness, using this data to inform ongoing improvements.

Through these measurable goals and ongoing evaluation, Safe Place strives to continuously improve services, expand reach, and ensure survivors receive the care and support they need.

A. Previous Subsidy Goals/Performance: If you received a subsidy in previous years, please provide the most recent goal and performance measure of that goals for the previous year subsidy.

Safe Place strives to strengthen services for victims of domestic violence, sexual Assault, stalking, and human trafficking through advocacy, education, shelter, and family support. Our performance is measured through client intakes, service tracking, and data including the number of individuals served, crisis calls received, shelter nights provided, and hours of family visitation and educational sessions delivered.

We also tracked monthly funding, client demographics, and county data to assess reach and gaps. (See attached handout with 2025 data reporting.)

This data informs Safe Place and communities we serve to improve programs, resources, and funding.
The subsidy helped:

- Sustain essential emergency services.
- Maintained our new facility

In 2026 we experienced increase individualization utilizing our serves and our service area coverage growing. In 2027 we will enhance services to all individuals who need emergency shelter and funding efforts to maintain and grow our coverage area. We strive to help all individuals without turning those away seeking services. These efforts reflect our continued commitment to a safe, empowering environment and measurable community impact.

3. Measurement: What will the subsidy requested accomplish for the City of Mitchell? How will you measure the benefit to the public? (Please list the specific actions & measurable results.) How do these measurable goals align with City priorities? (The measurement has to be tied to the subsidy and cannot include inflation driven numbers.)

The requested subsidy will directly support Safe Place's mission to provide essential emergency services that strengthen the city and its community members. City funding will help sustain critical 24-hour direct service advocacy, emergency shelter, crisis intervention, and family support services for individuals and families impacted by domestic violence, sexual assault, stalking, and human trafficking. By investing in these vital services, the city is helping ensure that victims have access to safety, support, and resources while contributing to a safer, healthier, and more resilient community for all residents.

Specific Actions and Measurable Results:

- Provide emergency shelter for all individuals fleeing domestic violence. sexual assault, stalking, and human trafficking.
- Offer crisis advocacy and safety planning.
- Facilitate educational sessions focused on prevention, healthy relationships, and community awareness.
- Maintain a 24/7 crisis line, ensuring all calls are answered and logged.
- Provide safe visitation services through visits and exchanges.
- Expand accessibility by distributing resource materials (QR code flyers, community brochures).
- Support and provide training to First Responders and community partners

All these outcomes will be measured through our database systems, intake forms, attendance logs, and program evaluations.

4. Previous Subsidy: If you received a subsidy last year, please itemize how the dollars were spent, provide the goal you established for the subsidy, and the measurements that were used to assess the success of the goal. Was the goal obtained? Why or why not?

<u>Goal that was established for the subsidy:</u> Cover the gaps of funding costs of facility operation (including, but not limited to utilities, maintenance, food, supplies, and administrative expenses).

Measurements that were used to assess the success of the goal: See Attached 2025 Annual Report
In 2025, Safe Place of Eastern South Dakota

- Answered 404 crisis calls

- 74 law enforcement calls
- 52 chat-email-text messages.
- 114 Sheltered survivors
- Advocated 41 survivors
- Provided 497 services
- Assisted in 14 protection orders
- Advocated 5 sexual assault survivors for a total of 18 service hours.
- This year served 21 clients and 13 households in the emergency housing and security deposit program.
- Provided 39 families with visitation services and conducted 309 supervised visits, 64 assisted exchanges. Monitor Specialists traveled 7,522 miles for visitation transport.
- Provided 14 outreach events, 12 presentations to 220 individuals.

In Mitchell Safe Place participated in several events. We tabled an information booth at the Pre-Sturgis event and Downtown First Friday event in May and September. We also tabled informational booths at Mitchell Technical College, Dakota Wesleyan University, Dakota Fest Women's Brunch, and the Empty Bowl event.

Was the goal obtained? The goal was obtained. City of Mitchell Subsidy funds allow Safe Place of Eastern South Dakota to continue operating when grant funds run out at the end of their annual cycle and pay for operational expenses that were not covered by grants.

How dollars were spent ($15,000.00 awarded, $3,750 disbursed quarterly in 2026):
Staff travel and per diem expenses for trainings not covered by other grants: $1,500
Client expenses that were not covered by other grants: $500
Portion of Family Visitation Center phone bill that is not covered by other grants: $200
Trainings not covered by other grants: $400
Vehicle expenses not covered by other grants: $100
The remaining $12,300 (plus funding from other sources) went toward covering staff that were not covered by other grants (mostly Family Visitation Center staff)

5. Competition: Does your organization compete or provide a service that private enterprise is currently providing? If your entity is competing, why is the subsidy necessary for your organization?

Our organization does not compete with or provide a service that private enterprise is currently providing.

6. Subsidy as a percent of income: What is the subsidy/income % for your organization? Please provide documentation as to how you calculated this percentage. *If your subsidy exceeds 50% your financials are required to be made available publicly as part of the subsidy process.*

With a subsidy of $15,000.00 for FY 2026, the subsidy represents 1.6% of our income. The percentage is calculated based on $15,000.00 divided by our total budgeted revenue of $927,705.05, equaling 1.6%.

7. Please list all sources of private investment or contributions aside from your subsidy request.

Federal funding: listed below.

State funding: Victims Services Grant Program (with the Department of Public Safety), Domestic & Sexual Abuse Program (DASA), South Dakota Department of Social Services – Division of Child Protection (both family visitation and

instructional class contracts);

Local funding: City of Michell, county support by the 9 counties served by Safe Place, United Way.

Private funding: our Safe Place of Eastern South Dakota Foundation (headed up by our Development Director, Teresa Berndt) also researches and applies for grants, seeks out donors, and fundraises on behalf of Safe Place of Eastern South Dakota. This funding and the Foundation's investments support the Safe Place of Eastern South Dakota Operations when there is a shortfall of funding throughout the year. Additionally, we take in a small amount of money in class fees from those enrolled in our class for abusers (Domestic Violence Intervention Program) and visitation fees when families do not qualify for a scholarship or other coverage.

8. Do you receive any federal funding. If so, how much is received and from what source?

Federal Operating Grants (FY2026 Amounts):

US Department of Health & Human Services/Office of the Administration for Children & Families:
Access and Visitation Grant (AV): $13,000.00
Family Violence and Prevention Services Act Grant (FVPSA): $51,012.09 (Of note, this was significantly reduced for 2027, $4,301.82)

US Department of Justice/Office on Violence Against Women:
Justice for Families Program: $57,537.00
Sexual Assault Services Formula Grant Program (SASP): $59,457.84
STOP Violence Against Women Formula Grant Program: $51,315.18 (Of note, this was not awarded in 2027, $0)
Rural Sexual Assault, Domestic Violence, Dating Violence, and Stalking Program (Rural): $11,650.31

US Department of Justice/Office for Victims of Crime:
Victims of Crime Act (VOCA): $278,948.88 (Of note, this was significantly reduced for 2027, $46,408.50)

US Department of Housing and Urban Development:
Emergency Solutions Grant (ESG): $77,250.00
Security Deposit Assistance Program: $8,000.00

Total FY2026: $608,171.30
Estimate for FY2027: $277,605.47

Certification
Acting as the duly authorized representative for the described project and its sponsoring organization/agency/business, I certify that the information submitted is correct to the best of my knowledge and belief and submit this request for funding to the City of Mitchell.

Name: Coleen Hoffman
Title: Executive Director

☒ By checking this box, I acknowledge my agreement to the above certification.

☒ By checking this box, I acknowledge I have included my most recent financial statements are required by the application for

funds.

☒ By checking this box, I acknowledge that the required reports from the previous subsidy (if applicable) have been submitted to the City prior to the July 1st application opening period. I also understand that failure to do so will automatically disqualify this application.

☒ By checking this box, I acknowledge the reporting requirements for receipt of City Subsidy Funds.

☒ By checking this box, I acknowledge that if more than 50% of the organization's annual income comes from City Subsidy funds, the organization cannot financially support candidates or ballot issues.

☒ By checking this box, I acknowledge that Subsidies that are more than 50% of the organization's annual income are required to have publicly available financials. *(This includes in the past two years, or the subsidy application year)*.

Date: 07/24/2026

Safe Place
of Eastern South Dakota

2026 Current Operating Board of Directors

Officers

President: Sawyer Gibson

Vice President: Katina Voje

Treasurer: Tye Harris

Secretary: Tyler Urban

Committees:

Human Resources: Voje, Logan, Gibson, Vaughn

Finance: Harris, Bartscher

Facility: Kaiser, Urban

Fundraising: Voje, Vaughn, Kaiser

Board Member	Term End Date	Address	Contact Information
Kaiser, Scott	03/2027 (1)	[redacted]	[redacted]
Voje, Katina	07/2026 (1)	[redacted]	[redacted]
Gibson, Sawyer	06/2027 (1)	[redacted]	[redacted]
Bartscher, Darin	08/2027 (1)	[redacted]	[redacted]
Urban, Tyler	09/2027 (1)	[redacted]	[redacted]
Vaughn, Debbie	5/2028 (1)	[redacted]	[redacted]
Logan, Linda	7/2028 (1)	[redacted]	[redacted]
Harris, Tye	1/2029 (1)	[redacted]	[redacted]
Kriese, Theresa	4/2029 (1)	[redacted]	[redacted]

Safe Place of Eastern South Dakota

Budget Overview: 2026 FY Approved Budget - FY26 P&L

January - December 2026

	TOTAL
Revenue	
01 Federal Grant Income	0.00
ESG	77,250.00
FVPSA	51,012.09
Rural	11,650.31
SASP	59,457.84
SDAP - Security Deposit	8,000.00
STOP	51,315.18
VOCA	278,948.88
Total 01 Federal Grant Income	**537,634.30**
02 Non-Federal Income	0.00
Cities and Counties	47,300.00
DASA (State)	11,209.08
Instructional Classes	3,500.00
Other Types of Income	6,000.00
Supplement DPS (State)	181,882.67
United Way	30,000.00
Total 02 Non-Federal Income	**279,891.75**
03 Family Visitation Center	0.00
Access to Visitation FVC (Federal)	13,000.00
DSS FVC (State)	38,142.00
Justice FVC (Federal)	50,000.00
Visitation Fees FVC	1,500.00
Total 03 Family Visitation Center	**102,642.00**
Total Revenue	**$920,168.05**
GROSS PROFIT	**$920,168.05**
Expenditures	
Administrative Offices	0.00
Dues, Fees & Subscriptions	3,000.00
Insurance	28,000.00
Office Equipment & Repairs	2,000.00
Office/Facility Supplies	11,000.00
Postage, Mailing Service	2,000.00
Printing and Copying	3,600.00
Professional Fees	32,500.00
Staff Expense	9,500.00
Staff Travel	1,500.00
Tech Support	15,000.00
Total Administrative Offices	**108,100.00**
Class Expense	500.00
Client	0.00
Client Travel & Fuel	3,000.00
Emergency Services	5,000.00

Safe Place of Eastern South Dakota

Budget Overview: 2026 FY Approved Budget - FY26 P&L

January - December 2026

	TOTAL
Financial Assistance	1,000.00
Rent Assistance	25,000.00
Total Client	**34,000.00**
Community Education/Awareness	2,000.00
Facility Repairs & Maintenance	12,000.00
Facility Utilities	0.00
Electric & Gas	30,000.00
Sewer Water & Garbage	10,000.00
Telephone, Internet, Cable	9,000.00
Total Facility Utilities	**49,000.00**
Payroll Expenses	0.00
Bonus	5,000.00
Health Insurance	46,000.00
Holiday	19,000.00
On Call	15,000.00
Overtime	5,000.00
PTO	35,000.00
Retirement Expense	20,000.00
Wages	460,000.00
Total Payroll Expenses	**605,000.00**
Payroll Taxes	40,000.00
SDAP Expenses	7,200.00
Shelter	0.00
Security	1,440.00
Shelter Supplies	500.00
Total Shelter	**1,940.00**
Training & Development	12,700.00
Vehicle Expenses	10,000.00
Volunteer Appreciation	300.00
Total Expenditures	**$882,740.00**
NET OPERATING REVENUE	**$37,428.05**
NET REVENUE	**$37,428.05**

Mitchell Area Safehouse, Inc
d/b/a Safe Place of Eastern South Dakota
(A Nonprofit Organization)

Independent Auditor's Report
and Financial Statements

For the Year Ended
December 31, 2024

Mitchell Area Safehouse, Inc. d/b/a Safe Place of Eastern South Dakota

Table of Contents

Page

Independent Auditor's Report ---------- 1-3

Independent Auditor's Report on Internal Control over Financial Reporting and on Compliance and Other Matters Based on an Audit of Financial Statements Performed in Accordance with *Government Auditing Standards* ---------- 4-5

Independent Auditor's on Compliance for the Major Program and on Internal Control over Compliance Required by the Uniform Guidance ---------- 6-8

Schedule of Findings and Questioned Costs ----------9-10

Management's Corrective Action Plan ---------- 11

Financial Statements

Statements of Financial Position---------- 12
Statements of Activities---------- 13
Statement of Functional Expenses for the Year Ended December 31, 2024---------- 14
Statements of Cash Flows ----------15-16

Notes to Financial Statements----------17-21

Supplementary Information

Schedule of Expenditures of Federal Awards---------- 22
Notes to Schedule of Expenditures of Federal Awards ---------- 23

Independent Auditor's Report

To the Board of Directors of
Mitchell Area Safehouse, Inc. d/b/a Safe Place of Eastern South Dakota

Opinion

We have audited the accompanying financial statements of Mitchell Area Safehouse, Inc. d/b/a Safe Place of Eastern South Dakota (a nonprofit organization), which comprise the statements of financial position as of December 31, 2024, and the related statements of activities, functional expenses, and cash flows for the year then ended, and the related notes to the financial statements.

In our opinion, the financial statements referred to above present fairly, in all material respects, the financial position of Mitchell Area Safehouse, Inc. d/b/a Safe Place of Eastern South Dakota as of December 31, and the changes in its net assets and its cash flows for the year then ended in accordance with accounting principles generally accepted in the United States of America.

Basis for Opinion

We conducted our audit in accordance with auditing standards generally accepted in the United States of America and the standards applicable to financial audits contained in *Government Auditing Standards*, issued by the Comptroller General of the United States. Our responsibilities under those standards are further described in the Auditor's Responsibilities for the Audit of the Financial Statements section of our report. We are required to be independent of Mitchell Area Safehouse, Inc. d/b/a Safe Place of Eastern South Dakota and to meet our other ethical responsibilities in accordance with the relevant ethical requirements relating to our audits. We believe that the audit evidence we have obtained is sufficient and appropriate to provide a basis for our audit opinions.

Responsibilities of Management for the Financial Statements

Management is responsible for the preparation and fair presentation of the financial statements in accordance with accounting principles generally accepted in the United States of America, and for the design, implementation, and maintenance of internal control relevant to the preparation and fair presentation of financial statements that are free from material misstatement, whether due to fraud or error.

In preparing the financial statements, management is required to evaluate whether there are conditions or events, considered in the aggregate, that raise substantial doubt about Mitchell Area Safehouse, Inc. d/b/a Safe Place of Eastern South Dakota's ability to continue as a going concern within one year after the date that the financial statements are available to be issued.

Auditor's Responsibilities for the Audit of the Financial Statements

Our objectives are to obtain reasonable assurance about whether the financial statements as a whole are free from material misstatement, whether due to fraud or error, and to issue an auditor's report that includes our opinion. Reasonable assurance is a high level of assurance but is not absolute assurance and therefore is not a guarantee that an audit conducted in accordance with generally accepted auditing standards will always detect a material misstatement when it exists. The risk of not detecting a material misstatement resulting from fraud is higher than for one resulting from error, as fraud may involve collusion, forgery, intentional omissions, misrepresentations, or the override of internal control. Misstatements, including omissions, are considered material if there is a substantial likelihood that, individually or in the aggregate, they would influence the judgment made by a reasonable user based on the financial statements.

In performing an audit in accordance with generally accepted auditing standards and *Government Auditing Standards*, we:

- Exercise professional judgment and maintain professional skepticism throughout the audit.

- Identify and assess the risks of material misstatement of the financial statements, whether due to fraud or error, and design and perform audit procedures responsive to those risks. Such procedures include examining, on a test basis, evidence regarding the amounts and disclosures in the financial statements.

- Obtain an understanding of internal control relevant to the audit in order to design audit procedures that are appropriate in the circumstances, but not for the purpose of expressing an opinion on the effectiveness of Mitchell Area Safehouse, Inc. d/b/a Safe Place of Eastern South Dakota's internal control. Accordingly, no such opinion is expressed.

- Evaluate the appropriateness of accounting policies used and the reasonableness of significant accounting estimates made by management, as well as evaluate the overall presentation of the financial statements.

- Conclude whether, in our judgment, there are conditions or events, considered in the aggregate, that raise substantial doubt about Mitchell Area Safehouse, Inc. d/b/a Safe Place of Eastern South Dakota's ability to continue as a going concern for a reasonable period of time.

We are required to communicate with those charged with governance regarding, among other matters, the planned scope and timing of the audit, significant audit findings, and certain internal control related matters that we identified during the audit.

Supplementary Information

Our audit was conducted for the purpose of forming an opinion on the financial statements as a whole. The accompanying schedule of expenditures of federal awards, as required by Title 2 U.S. *Code of Federal Regulations* Part 200, *Uniform Administrative Requirements, Cost Principles, and Audit Requirements for Federal Awards,* is presented for purposes of additional analysis and is not a required part of the financial statements. Such information is the responsibility of management and was derived from and relates directly to the underlying accounting and other records used to prepare the financial statements. The information has been subjected to the auditing procedures applied in the audit of the financial statements and certain additional procedures, including comparing and reconciling such information directly to the underlying accounting and other records used to prepare the financial statements or to the financial statements themselves, and other additional procedures in accordance with auditing standards generally accepted in the United States of America. In our opinion, the schedule of expenditures of federal awards is fairly stated, in all material, respects, in relation to the financial statements as a whole.

Other Reporting Required by Government Auditing Standards

In accordance with *Government Auditing Standards,* we have also issued our report dated September 30, 2025, on our consideration of Mitchell Area Safehouse, Inc. d/b/a Safe Place of Eastern South Dakota's internal control over financial reporting and on our tests of its compliance with certain provisions of laws, regulations, contracts, and grant agreements and other matters. The purpose of that report is solely to describe the scope of our testing of internal control over financial reporting and compliance and the results of that testing, and not to provide an opinion on the effectiveness of Mitchell Area Safehouse, Inc. d/b/a Safe Place of Eastern South Dakota's internal control over financial reporting or on compliance. That report is an integral part of an audit performed in accordance with *Government Auditing Standards* in considering Mitchell Area Safehouse, Inc. d/b/a Safe Place of Eastern South Dakota's internal control over financial reporting and compliance.



Mitchell, South Dakota
September 30, 2025

Independent Auditor's Report on Internal Control over Financial Reporting and on Compliance and Other Matters Based on an Audit of Financial Statements Performed in Accordance with *Government Auditing Standards*

The Board of Directors
Mitchell Area Safehouse, Inc. d/b/a Safe Place of Eastern South Dakota
Mitchell, South Dakota

We have audited, in accordance with the auditing standards generally accepted in the United States of America and the standards applicable to financial audits contained in *Government Auditing Standards* issued by the Comptroller General of the United States, the financial statements of Mitchell Area Safehouse, Inc. d/b/a Safe Place of Eastern South Dakota (a nonprofit organization), which comprise the statement of financial position as of December 31, 2024, and the related statements of activities, and cash flows for the year then ended, and the related notes to the financial statements, and have issued our report thereon dated September 30, 2025.

Report on Internal Control over Financial Reporting

In planning and performing our audit of the financial statements, we considered Mitchell Area Safehouse, Inc. d/b/a Safe Place of Eastern South Dakota's internal control over financial reporting (internal control) as a basis for designing audit procedures that are appropriate in the circumstances for the purpose of expressing our opinion on the financial statements, but not for the purpose of expressing an opinion on the effectiveness of Mitchell Area Safehouse, Inc. d/b/a Safe Place of Eastern South Dakota's internal control. Accordingly, we do not express an opinion on the effectiveness of Mitchell Area Safehouse, Inc. d/b/a Safe Place of Eastern South Dakota's internal control.

A *deficiency in internal control* exists when the design or operation of a control does not allow management or employees, in the normal course of performing their assigned functions, to prevent, or detect and correct, misstatements on a timely basis. A *material weakness* is a deficiency, or a combination of deficiencies, in internal control, such that there is a reasonable possibility that a material misstatement of the entity's financial statements will not be prevented, or detected and corrected, on a timely basis. A *significant deficiency* is a deficiency, or a combination of deficiencies, in internal control that is less severe than a material weakness, yet important enough to merit attention by those charged with governance.

Our consideration of the internal control was for the limited purpose described in the first paragraph of this section and was not designed to identify all deficiencies in internal control that might be material weaknesses or significant deficiencies and therefore, material weaknesses or significant deficiencies may exist that were not identified. Given these limitations, during our audit we did not identify any deficiencies in internal control that we consider to be material weaknesses. We identified a certain deficiency in internal control, described in the accompanying schedule of findings and questioned costs as item 2024-001 that we consider to be a significant deficiency.

Report on Compliance and Other Matters

As part of obtaining reasonable assurance about whether Mitchell Area Safehouse, Inc. d/b/a Safe Place of Eastern South Dakota's financial statements are free from material misstatement, we performed tests of its compliance with certain provisions of laws, regulations, contracts, and grant agreements, noncompliance with which could have a direct and material effect on the financial statements. However, providing an opinion on compliance with those provisions was not an objective of our audit, and accordingly, we do not express such an opinion. The results of our tests disclosed no instances of noncompliance or other matters that are required to be reported under *Government Auditing Standards*.

Mitchell Area Safehouse, Inc. d/b/a Safe Place of Eastern South Dakota's Response to Findings

Government Auditing Standards requires the auditor to perform limited procedures on Mitchell Area Safehouse, Inc. d/b/a Safe Place of Eastern South Dakota's response to the findings identified in our audit and described in the accompanying schedule of findings and questioned costs. Mitchell Area Safehouse, Inc. d/b/a Safe Place of Eastern South Dakota's response was not subjected to the other auditing procedures applied in the audit of the financial statements and, accordingly, we express no opinion on the response.

Purpose of This Report

The purpose of this report is solely to describe the scope of our testing of internal control and compliance and the results of that testing, and not to provide an opinion on the effectiveness of the organization's internal control or on compliance. This report is an integral part of an audit performed in accordance with *Government Auditing Standards* in considering the organization's internal control and compliance. Accordingly, this communication is not suitable for any other purpose.



Mitchell, South Dakota
September 30, 2025

Independent Auditor's Report on Compliance for the Major Program
And on Internal Control over Compliance Required by the Uniform Guidance

To the Board of Directors
Mitchell Area Safehouse, Inc. d/b/a Safe Place of Eastern South Dakota

Report on Compliance for the Major Federal Program

Opinion on the Major Federal Program

We have audited Mitchell Area Safehouse, Inc. d/b/a Safe Place of Eastern South Dakota's compliance with the types of compliance requirements identified as subject to audit in the OMB *Compliance Supplement* that could have a direct and material effect on each of Mitchell Area Safehouse, Inc. d/b/a Safe Place of Eastern South Dakota's major federal program for the year ended December 31, 2024. Mitchell Area Safehouse, Inc. d/b/a Safe Place of Eastern South Dakota's major federal program is identified in the summary of auditor's results section of the accompanying schedule of findings and questioned costs.

In our opinion, Mitchell Area Safehouse, Inc. d/b/a Safe Place of Eastern South Dakota complied, in all material respects, with the types of compliance requirements referred to above that could have a direct and material effect on its major federal program for the year ended December 31, 2024.

Basis for Opinion on the Major Federal Program

We conducted our audit of compliance in accordance with auditing standards generally accepted in the United States of America; the standards applicable to financial audits contained in *Government Auditing Standards,* issued by the Comptroller General of the United States; and the audit requirements of Title 2 U.S. *Code of Federal Regulations* Part 200, *Uniform Administrative Requirements, Cost Principles, and Audit Requirements for Federal Awards (*Uniform Guidance). Our responsibilities under those standards and the Uniform Guidance are further described in the Auditor's Responsibilities for the Audit of Compliance section of our report.

We are required to be independent of Mitchell Area Safehouse, Inc. d/b/a Safe Place of Eastern South Dakota and to meet our ethical responsibilities, in accordance with relevant ethical requirements relating to our audit. We believe that the audit evidence we have obtained is sufficient and appropriate to provide a basis for our opinion on compliance for the major federal program. Our audit does not provide a legal determination of Mitchell Area Safehouse, Inc. d/b/a Safe Place of Eastern South Dakota's compliance with the compliance requirements referred to above.

Responsibilities of Management for Compliance

Management is responsible for compliance with the requirements referred to above and for the design, implementation, and maintenance of effective internal control over compliance with the requirements of laws, statutes, regulations, rules, and provisions of contracts or grant agreements applicable to Mitchell Area Safehouse, Inc. d/b/a Safe Place of Eastern South Dakota's federal programs.

Auditor's Responsibilities for the Audit of Compliance

Our objectives are to obtain reasonable assurance about whether material noncompliance with compliance requirements referred to above occurred, whether due to fraud or error, and express an opinion on Mitchell Area Safehouse, Inc. d/b/a Safe Place of Eastern South Dakota's compliance with the requirements of the major federal program as a whole.

In performing an audit in accordance with generally accepted auditing standards, *Government Auditing Standards,* and the Uniform Guidance, we:

- Exercise professional judgment and maintain professional skepticism throughout the audit.

- Identify and assess the risks of material noncompliance, whether due to fraud or error, and design and perform audit procedures responsive to those risks. Such procedures include examining, on a test basis, evidence regarding Mitchell Area Safehouse, Inc. d/b/a Safe Place of Eastern South Dakota's compliance with compliance requirements referred to above and performing such other procedures as we considered necessary in the circumstances.

- Obtain an understanding of Mitchell Area Safehouse, Inc. d/b/a Safe Place of Eastern South Dakota's internal control over compliance relevant to the audit in order to design audit procedures that are appropriate in the circumstances and to test and report on internal control over compliance in accordance with the Uniform Guidance, but not for the purpose of expressing an opinion on the effectiveness of Mitchell Area Safehouse, Inc. d/b/a Safe Place of Eastern South Dakota's internal control over compliance. Accordingly, no such opinion is expressed.

We are required to communicate with those charged with governance regarding, among other matters, the planned scope and timing of the audit and any significant deficiencies and material weaknesses in internal control over compliance that we identified during the audit.

Report on Internal Control over Compliance

Our consideration of internal control over compliance was for the limited purpose described in the Auditor's Responsibilities for the Audit of Compliance section above and was not designed to identify all deficiencies in internal control over compliance that might be material weaknesses or significant deficiencies in internal control over compliance and therefore, material weaknesses or significant deficiencies may exist that were not identified. However, as discussed below we did identify a certain deficiency in internal control over compliance that we consider to be a significant deficiency.

A *deficiency in internal control over compliance* exists when the design or operation of a control over compliance does not allow management or employees, in the normal course of performing their assigned functions, to prevent, or detect and correct, noncompliance with a type of compliance requirement of a federal program on a timely basis. A *material weakness in internal control over compliance* is a deficiency, or a combination of deficiencies, in internal control over compliance, such that there is a reasonable possibility that material noncompliance with a type of compliance requirement of a federal program will not be prevented, or detected and corrected on a timely basis. A *significant deficiency in internal control over compliance* is a deficiency, or a combination of deficiencies, in internal control over compliance with a type of compliance requirement of a federal program that is less severe than a material weakness in internal control over compliance, yet important enough to merit attention by those charged with governance. We consider the deficiency in internal control over compliance described in the accompanying schedule of findings and questioned costs as items 2024-001 to be a significant deficiency.

Our audit was not designed for the purpose of expressing an opinion on the effectiveness of internal control over compliance. Accordingly, no such opinion is expressed.

Government Auditing Standards requires the auditor to perform limited procedures on Mitchell Area Safehouse, Inc. d/b/a Safe Place of Eastern South Dakota's response to the internal control over compliance findings identified in our compliance audit described in the accompanying schedule of findings and questioned costs. Mitchell Area Safehouse, Inc. d/b/a Safe Place of Eastern South Dakota's response was not subjected to the other auditing procedures applied in the audit of compliance and, accordingly, we express no opinion on the response.

The purpose of this report on internal control over compliance is solely to describe the scope of our testing of internal control over compliance and the results of that testing based on the requirements of the Uniform Guidance. Accordingly, this report is not suitable for any other purpose.



Mitchell, South Dakota
September 30, 2025

Mitchell Area Safehouse, Inc. d/b/a Safe Place of Eastern South Dakota
Schedule of Findings and Question Costs
For the Year Ended December 31, 2024

Section I - Summary of The Auditor's Results

Financial Statements:

Type of auditor's report issued:	Unmodified	
Internal control over financial reporting:		
Material weakness(es) identified:	____ Yes	X No
Significant deficiencies identified that are not considered to be material weakness(es)?	X Yes	____ None reported
Noncompliance material to financial statements noted?	____ Yes	X No

Federal Awards:

Internal control over major programs:		
Material weakness(es) identified?	____ Yes	X No
Significant deficiencies identified	____ Yes	X None reported
Type of auditor's report issued on compliance for major programs:	Unmodified	
Any audit findings disclosed that are required to be reported in accordance with 2 CFR 200.516(a)?	____ Yes	X No

Identification of Major Programs:

FALN(s)	Name of Federal Program or Cluster
14.228	Community Development Block Grant

Dollar threshold used to distinguish between type A and type B programs:	$ 750,000	
Auditee qualified as low-risk auditee?	____ Yes	X No

Section II – Financial Statement Findings

2024-001 Preparation of the Financial Statements
Significant Deficiency in Internal Control

Criteria: Internal controls over financial reporting should include a system designed to provide for the preparation of the financial statements and accompanying notes to the financial statements in accordance with accounting principles generally accepted in the United States of America in all material respects.

Condition: As part of our engagement we were engaged to draft the financial statements, including supplementary information, and the accompanying notes to the financial statements.

Cause: Due to cost and capacity considerations, Mitchell Area Safehouse, Inc. d/b/a Safe Place of Eastern South Dakota has chosen to engage auditors to prepare the year-end financial statements.

Effect: The preparation of the financial statements as part of the audit engagement may result in financial statements and accompanying notes to the financial statements not being available for management's purposes as timely, as if they were prepared by the Organization's personnel.

Recommendation: Management and the Board should continually be aware of the financial reporting of the Organization and changes to reporting requirements. It is management's responsibility and those charged with governance to decide whether to accept the degree of risk associated with the auditor's involvement in the preparation of the draft financial statements whether due to cost or other factors.

Views of Responsible Officials: Management agrees with the finding and recommendation.

Section III- Federal Award Findings and Questioned Costs

There were no federal award findings or questioned costs for the year ended December 31, 2024.

Corrective Action Plan (Unaudited)

Finding: 2024-001:

Summary of Finding: The Organization has not implemented an internal control system designed to provide for the preparation of materially accurate financial statements, the accompanying notes to the financial statements, the schedule of expenditures of federal awards (SEFA), and its related notes. The auditors prepare the draft financial statements and the accompanying notes to the financial statements.

Responsible Individuals: Coleen Hoffman, Executive Director

Corrective Action Plan: The Organization has assessed the finding and determined that it is not cost effective to have an internal control system designed to provide for the preparation of the financial statements and accompanying notes to the financial statements, including the SEFA. We have requested that our auditors, ELO Prof LLC, prepare the financial statements and accompanying notes to the financial statements as part of our annual audit. We have designated appropriate members of management to review the drafted financial statements and the accompanying notes to the financial statements, including the SEFA.

Anticipated Completion Date: Ongoing

Mitchell Area Safehouse, Inc. d/b/a Safe Place of Eastern South Dakota

Statements of Financial Position

For the Year Ended December 31, 2024

Assets	
Current Assets	
Cash and cash equivalents	$ 412,064
Receivables	
Client services	1,295
Grants	48,603
Capital grants	395,945
Due from Foundation	44,430
Total Current Assets	902,337
Noncurrent Assets	
Property and equipment	
Land	170,559
Buildings and improvements	380,672
Equipment, furniture and fixtures	41,893
Construction in progress	2,287,024
Total Property and Equipment	2,880,148
Less: accumulated depreciation	270,497
Property and Equipment, Net	2,609,651
Total Noncurrent Assets	2,609,651
Total Assets	$ 3,511,988
Liabilities and Net Assets	
Current Liabilities	
Accounts payable	$ 395,946
Accrued payroll liabilities	18,619
Total Current Liabilities	414,565
Noncurrent Liabilities	
Forgivable loan obligations, long-term	379,038
Total Noncurrent Liabilities	379,038
Total Liabilities	793,603
Net Assets	
Without donor restrictions	2,718,385
Total Liabilities and Net Assets	$ 3,511,988

The accompanying Notes to Financial Statements are an integral part of this statement.

Mitchell Area Safehouse, Inc. d/b/a Safe Place of Eastern South Dakota

Statements of Activities

For the Year Ended December 31, 2024

Public Support and Revenue	
Public Support	
City and County Funding	$ 45,484
Donations and Contributions	36,283
Grants	429,353
Capital Grants	2,072,777
United Way	30,000
Related Party Support	109,553
Total Public Support	2,723,450
Revenue	
Program Service Fees	
Family Visitation	11,443
Instructional Classes	7,712
Security Deposits	9,866
Total Client Fees	29,021
Other Revenues	
Building Income	26,930
Interest income	367
Total Other Revenues	27,297
Total Public Support and Revenue	$ 2,779,768
Expenses	
Program Services	
Shelter	$ 420,328
Advocacy	102,000
Family Visitation Center	51,001
Financial and housing assistance	20,877
Support groups and classes	102,000
Total Program Services	696,206
Administration	17,851
Total Expenses	714,057
Changes in Net Assets Without Donor Restrictions	2,065,711
Net Assets, Beginning of Year	652,674
Net Assets, End of Year	$ 2,718,385

The accompanying Notes to Financial Statements are an integral part of this statement.

Mitchell Area Safehouse, Inc. d/b/a Safe Place of Eastern South Dakota

Statement of Functional Expenses

For the Year Ended December 31, 2024

	Emergency Shelter	Advocacy Services	Family Visitation Center	Financial and Housing Assistance	Support Groups and Classes	Program Service Total	Administration	2024 Total
Salaries and wages	$ 275,454	$ 68,864	$ 34,432	$ --	$ 68,864	$ 447,614	$ 11,477	$ 459,091
Payroll taxes	16,416	4,104	2,052	--	4,104	26,676	684	27,360
Employee benefits	33,343	8,336	4,168	--	8,336	54,183	1,389	55,572
Total salaries and related expenses	325,213	81,304	40,652	--	81,304	528,473	13,550	542,023
Professional services	7,142	1,785	893	--	1,785	11,605	298	11,903
Client assistance	12,322	--	--	20,877	--	33,199	--	33,199
Utilities	5,348	1,337	669	--	1,337	8,691	223	8,914
Office expense	3,360	840	420	--	840	5,460	140	5,600
Telephone, internet and cable	4,842	1,210	605	--	1,210	7,867	202	8,069
Transportation & travel	--	--	--	--	--	--	850	850
Supplies	3,074	768	384	--	768	4,994	128	5,122
Insurance	11,560	2,890	1,445	--	2,890	18,785	482	19,267
Advertising	733	183	92	--	183	1,191	31	1,222
Repairs and Maintenance	39,713	9,928	4,964	--	9,928	64,533	1,655	66,188
Licenses and fees	986	246	123	--	246	1,601	41	1,642
Depreciation	6,035	1,509	754	--	1,509	9,807	251	10,058
Total expenses	$ 420,328	$ 102,000	$ 51,001	$ 20,877	$ 102,000	$ 696,206	$ 17,851	$ 714,057

The accompanying Notes to Financial Statements are an integral part of this statement.

Mitchell Area Safehouse, Inc. d/b/a Safe Place of Eastern South Dakota

Statements of Cash Flows

For the Year Ended December 31, 2024

Cash Flows from Operating Activities	
Cash received from services	$ 29,021
Cash paid to suppliers and employees	(704,694)
Cash received from public support	668,804
Other cash receipts	26,930
Interest received	367
Net Cash Provided by Operating Activities	20,428
Cash Flows from Investing Activities	
Purchase of property and equipment	(1,719,188)
Capital grants	1,676,831
Net Cash (Used) by Investing Activities	(42,357)
Cash Flows from Financing Activities	
Proceeds from forgivable loan obligation	379,038
Net Cash Provided by Financing Activities	379,038
Increase in Cash	357,109
Cash, Cash Equivalents, and Restricted Cash, Beginning of Year	54,955
Cash, Cash Equivalents, and Restricted Cash, End of Year	$ 412,064

The accompanying Notes to Financial Statements are an integral part of this statement.

Reconciliation of Change in Net Assets to Net Cash Provided by Operating Activities:	
Change in net assets	$ 2,065,711
Adjustments to reconcile change in net assets to net cash provided by operating activities	
Depreciation	10,058
Capital grants	(2,072,777)
(Increase) Decrease in:	
Accounts receivable	18,131
Increase (Decrease) in:	
Accrued payroll tax liabilities	(695)
Net Cash Provided by Operating Activities	$ 20,428

The accompanying Notes to Financial Statements are an integral part of this statement.

1. Significant Accounting Policies:

Nature of Activities: Mitchell Area Safehouse, Inc. d/b/a Safe Place of Eastern South Dakota (the Organization) is a nonprofit organization offering safe-haven services, advocacy, and family support services for victims of domestic violence, sexual violence and human trafficking to a nine-county service area in Eastern South Dakota.

Cash and Cash Equivalents: For purposes of the statement of cash flows, the Organization considers all instruments purchased with a maturity of three months or less to be cash equivalents.

Accounts Receivable: Accounts receivable are stated at the amount management expects to collect from outstanding balances. Changes in the allowance for credit losses are classified in the statement of activities, net against fees for services and related interest where applicable. The Organization assess collectability by reviewing accounts collectively where similar characteristics exist and individually when specific instances are identified that indicate collection may be a concern. In determining the allowance for credit losses, historical collectability, such as past due status and subsequent collections are considered in making judgments about the evaluations of the creditworthiness of customers. Customer specific information, current market conditions, and reasonable, supportable forecasts of future economic conditions provide a basis for adjustments to historical loss data. A majority of the organization's revenues and related receivables are derived from reimbursable government grants, and accordingly, the allowance for credit losses was $-0- for the year ended December 31, 2024.

Allocation of Expenses: The costs of program and supporting service activities have been summarized on a functional basis in the statement of activities. The statement of functional expenses presents the natural classification detail of expenses by function. Accordingly, certain costs have been allocated among the programs and supporting services benefited. The financial statements report certain categories of expenses that are attributed to more than one program or support function. Therefore, expenses may require allocation on a reasonable basis that is consistently applied. The expenses that are allocated include occupancy related expenses including repairs and maintenance, which are allocated on a square footage basis. Certain other expenses, such as office expenses, information technology and software, insurance and other general expenses, which are allocated based on time, effort or square footage.

Revenue Recognition: The Organization's client fee revenues are derived primarily from contracts with clients and various state agencies. These contracts can be written or implied. For each contract, the Organization determines the transaction price based on the consideration they expect to be received. The Organization allocates the transaction price to each performance obligation. The Organization recognizes revenue for each performance obligation at the point in time when the obligation was fulfilled or the service was rendered, net of any contractual adjustments or fee discounts. The state grants and contracts are typically written contracts with various stipulations and requirements to provide specific services to patients. Payments are typically due and received within 90 days of billing.

Contributions received from government, foundation, corporate, and individual sponsors are generally recorded as revenues without donor restrictions in the year in which they are received, unless specific donor-imposed restrictions on their use are indicated.

Income Taxes: Mitchell Area Safehouse, Inc. d/b/a Safe Place of Eastern South Dakota is exempt from federal income taxes under Section 501(c) (3) of the Internal Revenue Code. The State of South Dakota does not levy an income tax.

1. Significant Accounting Policies: (Continued)

Estimates: The preparation of financial statements in conformity with generally accepted accounting principles requires management to make estimates and assumptions that affect certain reported amounts and disclosures. Accordingly, actual results could differ from these estimates.

Property and Equipment: Donations of property and equipment are recorded as support at their estimated fair value. Such donations are reported as unrestricted support unless the donor has restricted the donated asset to a specific purpose. Assets donated with explicit restrictions regarding their use and contributions of cash that must be used to acquire property and equipment are reported as restricted support.

Property and equipment additions in excess of $1,000 are to be capitalized at cost or, if donated, at fair value on the date of donation. Depreciation and amortization are computed using the straight-line method over the estimated useful lives of the assets ranging from 3 to 39 year or, in the case of capitalized lease assets or leasehold improvements, the shorter of the lease term or the useful life. Maintenance and repairs that do not improve or extend the useful life of the respective assets are expensed as incurred.

Leases: The Organization leases certain buildings, equipment, and vehicles. The determination of whether an arrangement is a lease is made at the lease's inception. Under ASC 842, a contract is (or contains) a lease if it conveys the right to control the use of an identified asset for a period of time in exchange for consideration. Control is defined under the standard as having both the right to obtain substantially all of the economic benefits from use of the asset and the right to direct the use of the asset. Management only reassesses its determination if the terms and conditions of the contract are changed.

The Organization has elected the short-term lease recognition exemption for all applicable classes of underlying assets. Leases with an initial term of 12 months or less, that do not include an option to purchase the underlying asset that we are reasonably certain to exercise, are not recorded on the statement of financial position. Long-term operating leases are included in operating lease right-of-use ("ROU") assets, other current liabilities, and operating lease liabilities in our statement of financial position. The Organization recognizes lease liabilities and corresponding assets with an initial, individual value of $30,000 or more.

ROU assets represent our right to use an underlying asset for the lease term, and lease liabilities represent our obligation to make lease payments. Operating lease ROU assets and liabilities are recognized at the lease commencement date based on the present value of lease payments over the lease term. The Organization uses the implicit rate when it is readily determinable. Since most of the Organization's leases do not provide an implicit rate, to determine the present value of lease payments, management uses the Organization's incremental borrowing rate based on the information available at lease commencement. Operating lease ROU assets also includes any lease payments made and excludes any lease incentives. Lease expense for lease payments is recognized on a straight-line basis over the lease term. The Organization's lease terms may include options to extend or terminate the lease when it is reasonably certain that we will exercise the option.

The Organization accounts for the leases containing lease and non-lease components as a single lease. Additionally, for certain equipment leases, we apply a portfolio approach to account for the operating lease ROU assets and liabilities.

2. Retirement Plan:

The Organization has established a Simple IRA retirement plan for the benefit of its employees. The Organization matches up to 3% of employee contributions. An employee who has completed one year of service is eligible. For the year ended December 31, 2024, the Organization's contribution expense was approximately $8,011, of which approximately $962 was payable at December 31, 2024.

3. Concentrations:

At various times during the fiscal year, the Organization's cash balances exceeded the federally insured limits. The Organization has not experienced any losses due to this concentration.

The Organization receives a substantial amount of its support from federal, state and local governments and organizations. A significant reduction in the level of support, if it were to occur, could drastically effect the Organization's programs and activities.

4. Liquidity and Availability of Financial Assets:

The following reflects the Organization's financial assets as of the balance sheet date, reduced by amounts not available for general use because of contractual or other restrictions within one year of the balance sheet date.

Financial assets at year-end	$ 902,337
Less those unavailable for general expenditure within one year:	--
Financial assets available to meet cash needs for general expenditure within one year	$ 902,337

As part of the Organization's liquidity management, it structures its financial assets to be available as its general expenditures, liabilities, and other obligations come due. In addition, the Organization invests cash in excess of daily requirements in short-term investments.

5. Forgivable Loan Obligation:

The organization is obligated under a construction note to be converted to permanent financing upon project completion and restrictive covenants issued by the South Dakota Housing Development Authority dated May 14, 2024. The agreement allows the Organization to borrow up to $1,757,525 to finance the project. The note is secured by a promissory note and a priority-first position mortgage. The note is non-interest bearing is not required to be repaid, so long as the Organization continues to meet the requirements of the agreement, and will be forgiven 25 years after the project completion date, the restricted-use period. The organization expects to comply with the terms of the loan obligations, so the portion that has been drawn is recorded as a noncurrent forgivable loan obligation in the statement of financial position. The Organization will recognize income upon satisfaction of the terms of the agreement and the expiration of the restricted-use period.

6. Accounting for Uncertain Tax Positions:

The Organization files income tax returns in the U.S. federal jurisdictions. With few exceptions, the Organization is no longer subject to U.S. federal, state, or local tax examinations by tax authorities for years before 2021.

The Organization includes all penalties and interest assessed by income taxing authorities in operating expenses. The Organization did not have penalties and interest expenses for the year ended December 31, 2024.

7. Property and Equipment Held for Sale

As a result of the Organization's decision to build a new facility the previous facility is no longer needed. Anticipating the completion of the new facility in July 2025, the Organization has decided to sell the previous facility. The Organization signed a letter of intent to sell the property in February 2025, and completed the sale of the building in July 2025 in excess of the cost of the building. Property held for sale consists of the following at December 31, 2024:

Building and improvements	$ 380,672
Furniture and equipment	41,893
Property and equipment, at cost	422,565
Accumulated depreciation, prior to being held for sale	(260,439)
Property and equipment held for sale, net	$ 162,126

8. Subsequent Events:

Subsequent events have been evaluated for potential recognition or disclosure in the financial statements through September 30, 2025, the date the financial statements were available to be issued.

Effective July 2025 the Organization opened the doors to its new facility in Mitchell, SD. The old building has been classified as held for sale in the financial statements as of December 31, 2024. See **Note 7** above.

9. Related Party Transactions:

Mitchell Area Safehouse Foundation is a tax-exempt organization that was established to provide financial support for the Mitchell Area Safehouse d/b/a Safe Place of Eastern South Dakota. For they year ended December 31, 2024, the Organization received support from the Foundation totaling $22,000. In addition, the Foundation receives contributions and/or grants that it may at times, transfer subsequently to the Organization. For the year ended December 31, 2024 the Organization received contribution and grant transfers of $87,553, respectively.

Unaudited financial information for the Mitchell Area Safehouse Foundation as of and for the year ended December 31, 2024 is summarized as follows:

Total Assets	$ 1,490,438
Total Liabilities	45,404
Total Net Assets	1,445,034
total Liabilities and Net Assets	$ 1,490,438
Total Revenues	261,185
Total Operating Expenses	(65,365)
Total Transfers to Mitchell Area Safehouse Inc	(183,068)
Total investment Gain (loss)	120,032
Change in net assets	$ 132,784

Supplementary Information

Mitchell Area Safehouse, Inc. d/b/a Safe Place of Eastern South Dakota

Schedule of Expenditures of Federal Awards

For the Year Ended December 31, 2024

Federal Grantor/Pass-Through Grantor Program or Cluster Title	Federal Assistance Listing Number	Pass-Through Entity Identifying Number	Total Federal Expenditures FY 2024
US Department of Housing and Urban Development			
Passed through the City of Mitchell			
CDBG-CV Grant	14.228	2021-106-CV	$ 1,796,479
Passed through the South Dakota Housing Development Authority			
Emergency Solutions Grant Program	14.231	E-24-DC-46-0001-10	54,747
Home Investment Partnership Programs	14.239	4847	384,714
Subtotal for US Department of Housing and Urban Development			2,235,940
US Department of Justice			
Consolidated and Technical Assistance Grant Program to Address Children and Youth Experiencing Domestic and Sexual Violence and Engage Men and Boys as Allies	16.888	2020-CY-AX-0003	9,384
Passed through the State of South Dakota Department of Public Safety Office of Victim's Services			
Sexual Assault Services Formula Program	16.017	2024-COMBO-00047	$ 38,087
Crime Victim Assistance	16.575	2024-COMBO-00047	33,122
Violence Against Women Formula Grants	16.588	2024-COMBO-00047	45,991
Passed through the South Dakota Network against Family Violence and Sexual Assault ("The Network")			
Justice Systems Response to Families	16021	15JOVW-22-GG-00218-JFFX	59,949
Rural Domestic Violence, Dating Violence, Sexual Assault, and Stalking Assistance Program	16.589	15JOVW-22-GG-01176-RURA	6,702
Subtotal for US Department of Justice			193,235
US Department of Health and Human Services			
Passed through the State of South Dakota Department of Public Safety Office of Victim's Services			
Grants to States for Access and Visitation Programs	93.597	2024-A&V-00011	$ 8,968
Family Violence and Prevention and Services/Domestic Violence Shelter and Supportive Services	93.671	2024-COMBO-00047	117,412
Subtotal for US Department of Health and Human Services			126,380
Total Federal Awards Expended			$ 2,555,555

1. Basis for Presentation

The accompanying schedule of expenditures of federal awards ("SEFA") includes the federal award activity of Mitchell Area Safehouse, Inc d/b/a Safe Place of Eastern South Dakota, under programs of the federal government as of and for the year ended December 31, 2024. The information in the SEFA is presented in accordance with the requirement of Title 2 *U.S. Code of Federal Regulations* Part 200, *Uniform Administrative Requirements, Cost Principles, and Audit Requirements for Federal Awards* ("Uniform Guidance"). Because the SEFA presents only a selected portion of the operations of the Organization, it is not intended to and does not present the financial position, changes in net assets, or cash flows of the Organization.

2. Summary of Significant Accounting Policies

Expenditures reported on the Schedule are reported on the accrual basis of accounting. Such expenditures are recognized following the cost principles contained in the Uniform Guidance, wherein certain types of expenditures are not allowable or are limited as to reimbursement. The Organization has elected to use the 10-percent de minimis indirect cost rate as allowed under the Uniform Guidance.

Safe Place
of Eastern South Dakota

2025

Services and Statistics



1600 North Kimball

Mitchell, SD 57301

www.safeplace-esd.org

Social Media

Facebook: @safeplaceesd

Instagram: @safeplaceesd

Safe Place Mission Statement: To provide a safe and empowering environment for victims of domestic violence and sexual assault through advocacy, education, shelter, and family support services.



We Serve 9 Counties:

Aurora, Davison, Douglas, Hanson, Hutchinson, McCook, Miner, Jerauld, and Sanborn

Safe Place Services:

Emergency Shelter, Advocacy Services, Financial/Housing Assistance, Support Group, Domestic Abuse Classes, Family Visitation Center, Parenting Classes, and Community Education.

EMERGENCY SHELTER

We provide emergency housing for victim/survivors and their children escaping violence.

- Number of Adults -72
- Number of Children - 42
- Total Number Served- 114
- Number of Shelter Days- 1201

"Thank you for providing my children and me a safe place to escape abuse and for connecting us with the resources we needed to start over." - Survivor

ADVOCACY SERVICES

We provide drop-in services and resources to assist clients through protection orders, sexual assault advocacy, and safety planning.

- Total Number of Clients -41
- Protection Order Assistance- 14
- Sexual Assaults- 5
- Services Provided - 497

"Safe Place helped when I thought I didn't have anyone."- Survivor

Crisis Hotline & Chat Feature

We provide 24-hour service to individuals through our crisis hotline, chat feature, and email. Access services by phone or through our website.

- Number of Crisis Phone Calls- 375
- Law Enforcement Referrals- 74
- Chat and Emails- 52

"I'm thankful for the hotline—someone answered, listened, and helped me take the next step." -Survivor

Family Visitation Center

Provides a secure location for children to rebuild relationships with non-custodial parent or caregivers while being monitored by a neutral third party.

Families Served

- Total Families Served -39
- Total Number of Children - 68
- Traveled 60-mile radius- 7,522 miles

Supervised Visits

- Total Number of Visits-309
- Number of Visit Hours- 585

Exchanges

- Number of Exchanges - 64

Did you know

- We are 1 in 7 Visitation Centers in the South Dakota.
- Visitation gained two separate entrances, three visit rooms, two playgrounds, and kitchen.
- Benefits to having a safe place for visits and exchanges is for child safety, reduced conflict, guidance, documentation, and court compliance.

PARENTING CLASSES

Free parenting classes for parents, grandparents and caregivers. The proactive skills and techniques have helped parents create healthy family relationships that foster safety and well-being at home, in school, and in the community.

Preregistration is required:

Call 605-996-8880

Email fvc@safeplace-esd.org

Financial Housing Assistance

Safe Place offers assistance to people to regain stability in permanent housing. Assistance is based on funding requirements.

- Housing Assistance - 5 clients
- Security Deposits
  - 13 households
  - 16 clients
- Total Number Hotel/Motel -

"I am extremely grateful for the assistance and support I received through this program."

- Housing Client

DOMESTIC ABUSE INTERVENTION PROJECT (DAIP)

A 27-week educational program for individuals who abuse their partners.

- Number of Classes -44
- Number of Attendees - 22
- Number of Graduates - 10

"I have grown as an individual in ways to have better relationships with people close to me. I also gained a sense of importance from hearing about personal experiences in our group. Being able to learn from other actions and stories to become better people"

-Group Attendee

SUPPORT GROUP

We provide free and confidential meetings for all wanting to become the best version of themselves.

For more information:
Call 605-996-2765

COMMUNITY OUTREACH

We travel and serve a nine-county region through proactive community outreach to provide advocacy, to increase awareness, and to collaborate with community partners.

- In September Taylor Van Pelt joined the Safe Place team helping to expand awareness of services, advocacy, and to strengthen community support.
- Outreach events & booths - 14
- Traveled: 1,784 miles

COMMUNITY EDUCATION

We offer a variety of resources to the community. These include speakers, booths at an event, materials, and programs designed for awareness and prevention of domestic violence, sexual violence, stalking, and human trafficking.

- Number of presentations- 12
- Number of attendees- 220

"I was so impressed on how the training went and you did an excellent job in presenting the information in a way that was impactful and engaging!" - Survivor

AWARENESS MONTH

Safe Place provides awareness to monthly topics throughout the year.

- January- Stalking Awareness Month
- April- Sexual Assault Awareness Month
- May- Supervised Visitation Month
- October- Domestic Violence Awareness Month & Paint the Town Purple

STAFF/VOLUNTEERS

Safe Place expanded staff and now employs 16 staff. We added reception, housekeeping, and maintenance. In 2026 we are looking to add overnight staff.

- Number of Volunteers- 81
- Number of Service Hours- 5,121

BOARD OF DIRECTORS

Safe Place has 14 board members.

Operating Board: Gained two new members Debbie Vaughn, Linda Logan. Best wishes to our outgoing board members Whitney Olinger (6 years of service) and Jason Spicer (3 years of service)

Foundational Board: Added were three new members: Kristin Svatos, Cole Donahue, and Doug Greenway. Outgoing members Jan Larson and Kris Enga (6 years of service) and Dan Rew (3 years of service). In April Dan Rew was honored with the Pam Nielson Boline Award for Vision of Peace or Spirit of Advocacy and Volunteerism.

HIGHLIGHTS OF 2025

- Ribbon Cutting July 10th
- Official Opening on August 1st
- Night at the Races April 4th
- Not a Silent Night December 5th
- Visit our website to learn more:

Safe Place
of Eastern South Dakota

Direct Services Advocate

Hours: 40 hours per week

Reports to: Shelter Supervisor

Qualifications:

- Associate or bachelor's degree in human services or a related field is preferred, but equivalent experience will also be considered.
- Basic knowledge, understanding and experience working with victims of domestic violence and/or sexual assault.
- Good listener, self-motivated, team player
- Ability to respond effectively to crises.
- Excellent oral and written communication skills
- Communication and public speaking skills

Responsibilities:

- Direct client services to include trauma informed care, advocacy, in-take, protection orders, and sexual assault.
- Provide on-call crisis advocacy alternating one night a week, weekend and holiday rotation with other on-call crisis advocates.
- Respond to emergency requests and/or needs by clients.
- Document all interactions as required.
- Maintain safety and security precautions.
- Track and report donations received. Stock where required.
- Crisis intervention and safety planning with clients/potential clients.
- Complete room checks.
- Shelter upkeep.
- Other duties as assigned.

Hours of work:

- Monday through Friday; occasional evenings, weekends, and holidays.
- Ability to adjust hours as needed to cover events and needs of the position.

Safe Place
of Eastern South Dakota

Title: On-Call Advocate
Reports to: Shelter Supervisor
Hours: Part-Time

Safe Place of Eastern South Dakota provides a confidential emergency shelter for adult victims and their children escaping domestic violence, sexual assault, and stalking. The shelter is a locked and secure facility equipped with cameras and an alarm system that allow direct contact with police dispatch. Our goal is to provide a safe and empowering environment for those who are escaping violence at home.

Qualifications: Associate or bachelor's degree in human services or a related field is preferred, but equivalent experience will also be considered. Basic knowledge, understanding and experience working with victims of domestic violence and/or sexual assault preferred. Good listener, self-motivated, team player. Ability to respond effectively to crises. Oral and written communications skills. Ability to maintain confidentiality.

Responsibilities:

- Direct client services to include trauma informed care, advocacy, in-take, protection orders, and sexual assault.
- Work closely with the shelter staff to communicate needs and to ensure seamless continuity of services.
- Document all interactions as required.
- Maintain safety and security precautions.
- Crisis intervention and safety planning with clients/potential clients.
- Respond to emergency requests and/or needs by clients.
- Rotate on call duties as assigned.

On-Call Schedule:

- Overnight on-call shift
- Weekend availability usually one weekend a month
- Holiday Rotation

License/Certification:
Driver's License (Required)

Safe Place
of Eastern South Dakota

June 19th, 2026

City of Mitchell
612 N Main St Mitchell, SD 57301
Final Reporting of FY2026 Funds:

Reason for the subsidy: Cover costs of facility operation (including, but not limited to utilities, maintenance, food, supplies, and administrative expenses)

Public purpose served by the subsidy:

- Provide emergency shelter for individuals fleeing domestic violence or sexual assault.
- Offer crisis advocacy and safety planning.
- Facilitate educational sessions focused on prevention, healthy relationships, and community awareness.
- Maintain a 24/7 crisis line, ensuring all calls are answered and logged.
- Provide safe visitation services through visits and exchanges.
- Expand accessibility by distributing resource materials (QR code flyers, community brochures).

Specific performance measurements to be attained: Number of victims served, number of hours of family visits provided, number of crisis hotline calls received, number of shelter nights provided, number of prevention/education presentations completed.

Final reporting on outcomes: In 2025, Safe Place of Eastern South Dakota answered 375 crisis calls, 74 law enforcement referrals and 52 chat-email-text messages. We provided shelter for 114 survivors and provided 479 services. We assisted in 14 protection orders and provided advocacy to 5 sexual assault survivors. We served 21 clients this year in the emergency housing and security deposit program. Safe Place provided 39 families with visitation services and conducted 309 supervised visits and 64 assisted exchanges. Monitor Specialists traveled 7,522 miles for transports. We provided 12 education programs which reached 220 individuals. Safe Place participated in several events. We tabled an information booth at the pre-Sturgis event and Downtown First Friday event in May and September. We also tabled informational booths at Mitchell Technical College, Dakota Wesleyan University, Dakota Fest Women's Brunch, and the Empty Bowl event.

Thank you for your continued support of Safe Place.

Sincerely,

Coleen Hoffman

Coleen Hoffman
Executive Director

Safe Place of Eastern South Dakota
1600 North Kimball St.
Mitchell, SD 57301
www.safeplace-esd.org
[redacted]

From:	The Mitchell Site
To:	Stephanie Ellwein
Subject:	City Subsidy Grant for FY2027
Date:	Friday, July 24, 2026 2:40:37 PM
Attachments:	Report on the 2026 Mitchell City Subsidy Funding for the Mitchell Archaeological Site.docx Letter of Support—SFSD Office of Indian Education.pdf Budget 2026.pdf Subsidy-Funding-Application-for-FY2027--City-of-Mitchell-Editable-PDF-Form.pdf City of Mitchell Subsidy Application for FY 2027.pdf 2025 990.pdf List of The Mitchell Site's Board of Directors.pdf

---

You don't often get email from [redacted] Learn why this is important

Stephanie,

I hope you are having a great Friday and looking forward to a relaxing weekend! It was great seeing you at the Enhance Mitchell meeting and hearing your thoughts on our ever-improving community.

I am attaching the materials for the City Subsidy Grant for FY2027. This includes the previous year's funding report, which I sent to the intern who emailed us in June but am providing here for convenience. We also have not been audited, so I am providing our 990 from 2025 (as we have done in previous years).

Let me know if you need any other application materials from me. Thank you for all you do for the community!

--
Christian New
Executive Director
The Mitchell Indigenous Archaeological Site & Museum
(605)-996-5473

APPLICATION FOR 2027 SUBSIDY OF CITY FUNDS

Applicant: Mitchell Prehistoric Indian Village Preservation Society

Address: 3200 Indian Village Rd (PO Box 621) Mitchell, SD 57301

Telephone: 605-996-5473

Contact (individual responsible for the project)

Name: Christian New

Title: Executive Director

Address: 28 S Harmon Dr Mitchell, SD 57301

Telephone: [redacted]

Email: [redacted]

Applicant is:

- ☑ **nonprofit organization**
- ☐ **government agency**
- ☐ **for-profit business**
- ☐ **an individual**
- ☐ **other**

Amount Requested: $ 25,000

1. Subsidy Intended Use

The Mitchell Indigenous Archaeological Site & Museum requests a $25,000 subsidy from the City of Mitchell to continue two closely connected public-service initiatives:

1. Providing free educational tours to all school groups, regardless of school size, location, or ability to pay.
2. Continuing the cataloguing, digitization, and technological development necessary to preserve and make accessible the Mitchell Site's archaeological record.

The subsidy will help offset the direct costs of providing school tours without charging admission, including educational materials, program supplies, staff capacity, and outreach to regional schools. It will also support the digitization of excavation records, development and population of the artifact-provenience database, three-dimensional documentation, QR-linked interpretation, augmented-reality development, and related technology and preservation expenses.

These investments provide immediate public benefit through free educational access while building the long-term research and interpretive infrastructure necessary to preserve and share the Mitchell Site's archaeological record.

A. Advertising

No portion of the requested subsidy is currently designated for paid advertising.

School outreach will primarily occur through direct communication with educators, school administrators, tribal education programs, homeschool organizations, regional educational networks, and returning school groups. Public communication concerning new interpretive technology will be conducted primarily through the museum's existing website, email, social-media, and community-partnership channels.

B. Wages

The requested subsidy is not structured as a percentage-based wage subsidy. No fixed percentage of an individual employee's compensation is being requested from the City.

Existing museum staff will administer school tours, educational programming, archaeological cataloguing, interpretive development, database implementation, and project oversight as part of their established organizational responsibilities. Subsidy funding will primarily support the direct

programmatic and technological costs necessary to continue free school access and advance the cataloguing initiative.

2. Goals

A. Free School Tours and Educational Access

During 2027, the Mitchell Site intends to:

- Continue providing free admission to 100% of participating school groups.
- Provide free educational tours to at least 1,600 students.
- Serve at least 500 Indigenous students.
- Add at least five new schools, districts, tribal education programs, or homeschool organizations.
- Maintain an educator satisfaction rate of at least 90%.
- Achieve a rebooking or stated intent-to-return rate of at least 60%.
- Continue emphasizing Indigenous agricultural knowledge, food production, environmental adaptation, food security, archaeology, and regional history.
- Expand the educational resources available before and after school visits.

These goals build upon demonstrated growth. Student participation increased from 958 in 2024 to 1,408 in 2025. Through July 2026, 1,011 students have already participated, with total annual participation projected to exceed 1,500.

Indigenous student participation increased from 91 in 2024 to 389 in 2025 and is projected to reach approximately 500 in 2026. Teacher and administrator surveys have produced a 100% satisfaction rate during 2025 and 2026. Based on the limited information available before the completion of the 2026 fall semester, approximately 60% of participating groups have already rebooked or indicated an intention to return.

B. Cataloguing and Digital Preservation

During 2027, the Mitchell Site intends to:

- Complete the transcription and standardization of all available field notes associated with Archeodome excavation units.
- Begin systematic digitization of excavation drawings, point plots, maps, photographs, and feature records.
- Complete digitization and database linkage for visual and archival documentation associated with at least 50% of the documented Archeodome excavation units.

- Launch the operational artifact-provenience database and enter a minimum of 5,000 initial artifact records.
- Link artifact records to their excavation unit, level, feature, and associated archival documentation whenever that information is available.
- Integrate the high-resolution photogrammetry model of the dig floor into the developing spatial database.
- Assign precise X, Y, and Z coordinates to at least 500 artifact or archaeological-feature records.
- Continue development and evaluation of the three-phase augmented-reality program.
- Make a public-facing AR pilot available during the 2027 visitor season.
- Maintain and expand the Archeodome's QR-linked interpretive system.
- Collect visitor feedback regarding the usability and educational value of the digital interpretive resources.

The project will be implemented through a combination of archaeological expertise, archival work, database development, digitization, student participation, and quality-control review. The resulting system will support future public interpretation while creating a more useful research record for archaeologists, historians, educators, and students.

2A. Previous Subsidy Goals and Performance

The primary goals of the 2026 subsidy were to continue free school tours, expand educational access, improve Archeodome interpretation, digitize archaeological information, and develop new visitor technology.

School-Tour Performance

The 2026 application established a goal of serving approximately 920 to 960 students. Through July 2026, the Mitchell Site had already provided free tours to 1,011 students, exceeding the original annual target before the fall semester began.

An additional 500 to 600 students are expected during the fall, producing a projected annual total of approximately 1,511 to 1,611 students.

Indigenous student participation has also continued to increase:

- 2024: 91 Indigenous students
- 2025: 389 Indigenous students
- 2026 through July: 318 Indigenous students
- Projected 2026 total: approximately 500 Indigenous students

Teacher and administrator feedback has produced a 100% satisfaction rating during 2025 and 2026. Approximately 60% of participating groups have already rebooked or indicated that they plan to return. Because the 2026 fall semester is not yet complete, the rebooking figure remains preliminary.

The Sioux Falls Bureau of Indian Education has also provided a letter discussing the Site's emphasis on food-security education and its value to underserved communities throughout the region.

Technology and Interpretation Performance

The Mitchell Site also completed or substantially advanced the following projects during 2026:

- Designed new interpretive webpages for the Archeodome.
- Fabricated and installed permanent metal QR-code plates throughout the Archeodome.
- Reorganized the Archeodome display cases and installed newly selected artifacts.
- Filmed two new interpretive videos scheduled for release during fall 2026.
- Nearly completed transcription of the field notes for each Archeodome excavation unit.
- Designed the software framework for the artifact-provenience database.
- Completed a high-resolution photogrammetry scan and three-dimensional model of the excavation floor.
- Developed a beta plan for a three-phase augmented-reality implementation.
- Prepared for the next cataloguing phase involving drawings, point plots, photographs, maps, and artifact records.

The school-tour objective was exceeded. The technology objective was also substantially achieved, with several public-facing improvements completed and the larger database, digitization, three-dimensional documentation, and AR initiatives actively underway.

3. Measurement

The requested subsidy will produce measurable educational, cultural, technological, and economic benefits for the City of Mitchell.

A. School-Tour Measurements

Specific actions:

- Provide free admission to every school group.
- Conduct guided educational tours and hands-on activities.

- Recruit new schools and educational organizations.
- Track student demographics and geographic reach.
- Collect post-tour feedback from teachers and administrators.
- Track returning and rebooking groups.

Measurable 2027 results:

- At least 1,600 students receive free tours.
- At least 500 Indigenous students participate.
- At least five new schools, districts, tribal education programs, or homeschool organizations participate.
- At least 90% teacher and administrator satisfaction.
- At least 60% rebooking or stated intent to return.
- 100% of school groups admitted without an admission charge.

B. Cataloguing and Technology Measurements

Specific actions:

- Complete transcription of Archeodome unit notes.
- Digitize drawings, point plots, maps, photographs, and feature records.
- Populate the artifact-provenience database.
- Connect artifacts to their archaeological and spatial contexts.
- Integrate the three-dimensional excavation model.
- Expand QR-linked interpretation.
- Implement and evaluate the AR pilot.

Measurable 2027 results:

- 100% completion of available Archeodome unit-note transcription.
- At least 50% of Archeodome-unit archival and visual records digitized and linked.
- At least 5,000 artifact records entered into the provenience database.
- At least 500 artifacts or features connected to X, Y, and Z coordinates.
- Public availability of an AR pilot during the 2027 visitor season.
- At least 300 documented users of AR or other enhanced digital interpretive tools.
- At least 85% positive visitor feedback concerning educational value and usability.
- Continued operation and expansion of the permanent QR-code interpretive system.

C. Alignment with City Priorities

The proposed goals advance City priorities in several ways:

Educational Excellence: The program provides curriculum-supporting, experiential learning in archaeology, science, Indigenous history, agriculture, and technology.

Access and Equity: Free admission removes a financial barrier for rural schools, tribal schools, underserved students, and districts with limited field-trip resources.

Youth Engagement: Students interact directly with archaeological materials, working archaeologists, exhibits, and hands-on educational activities.

Technology and Innovation: The database, photogrammetry model, digital archive, QR system, and AR program apply modern technology to preservation, education, and cultural tourism.

Historic Preservation: The project protects irreplaceable field records and preserves the archaeological context of millions of artifacts.

Cultural Tourism: The Mitchell Site provides an experience unavailable elsewhere in South Dakota and strengthens Mitchell's identity as an educational and cultural destination.

Community and Economic Development: School groups and visitors spend additional time in Mitchell and frequently patronize other attractions, restaurants, stores, and public spaces.

These measurements are based on direct participation, completed work, documented use, and public feedback. They are not based on inflation or changes in the general cost of operations.

4. Previous Subsidy

The Mitchell Indigenous Archaeological Site & Museum received $25,000 in City subsidy funding for 2026. The funding supported the continuation of free school tours and the development of archaeological cataloguing, digitization, and interpretive technology.

Through July 2026, 1,011 students had received free school tours, exceeding the original annual goal of 920–960 students before the fall semester began. Total participation is projected to reach approximately 1,511–1,611 students by the end of the year.

The subsidy also supported new Archeodome interpretive webpages and permanent QR-code plates, updated artifact displays, two new interpretive videos, transcription of excavation-unit records, development of the artifact-provenience database, a high-resolution three-dimensional scan of the excavation floor, and planning for a phased augmented-reality experience.

These goals have either been achieved or remain actively underway as part of a multiyear cataloguing and technology initiative. Additional results and supporting information are included in the attached **2026 City Subsidy Funding Report**.

5. Competition

The Mitchell Prehistoric Indigenous Archaeological Site & Museum does not compete with private e[illegible]onal and cultural institutio[illegible] low-cost access to educatio[illegible]nces that are not offered b[illegible]iquely tied to our site's arc[illegible]al private enterpris[illegible]

Where overlap may exist (such as guided tours or classes), our services differ significantly in scope and purpose. We offer these experiences not for profit, but as part of our educational mission, often free of charge or at minimal cost to ensure accessibility for underserved populations. The requested subsidy is therefore necessary to sustain and expand programs that serve the public good but do not generate sufficient revenue to be self-sustaining. It allows us to fill a critical gap where private enterprise either cannot or does not operate—particularly in providing cultural education, historic preservation, and free programming for schools and families

6. Subsidy as % of Income

Based on projected annual income of **$232,500**, the requested $25,000 City subsidy represents approximately **10.8%** of the organization's annual income.

Calculation:
$25,000 ÷ $232,500 = 10.75%

7. Sources of Private Investment

Sources of private support outside the requested City subsidy include:

- Contributions to the Mitchell Prehistoric Indian Village Endowment Fund held through the South Dakota Community Foundation.
- Individual annual donations and memberships through the Old Bones Club.

- Private contributions for general operations, educational programming, archaeological research, and collections preservation.
- Annual support from the Thomsen family or associated foundation for maintenance of the Thomsen Center Archeodome.
- Gifts from individual board members and community benefactors.
- Corporate and business contributions.
- Foundation and charitable grant support.
- In-kind professional services, volunteer labor, materials, equipment, and supplies.
- Restricted contributions supporting free school tours and other educational programs.

Current contribution totals are documented in the organization's accompanying financial statements and budget materials.

The Mitchell Site's Board of Directors has also agreed to match the City Subsidy Grant dollar for dollar; they seek to extend the positive impact of the city grant—thus the benefits to both Mitchell and the Mitchell Site—by committing to a match.

8. Federal Funding

The Mitchell Site does not currently receive any federal funding.

List of The Mitchell Site's Board of Directors

- Steve Kinsella - President
- Jerry Garry - Vice President
- John Koons - Treasurer
- Myron Sonne - Secretary
- Peter Lengkeek
- John Erck
- Grant Uecker
- Belinda Jo
- Rachel Hagenbaugh

Income	2025	2026
Admissions	**$32,390**	**$40,000**
Gift Shop	**$33,659**	**$39,000**
City Subsidy Grant	**$19,000**	**$25,000**
Donations and Memberships	**$113,082**	**$105,000**
Memberships	$22,025	$30,000
Anonymous	$44,500	$30,000
Kinsella	$13,200	$10,000
Thomsen Enterprises	$15,000	$15,000
Other Donations	$18,357	$20,000
Other Grants	**$0**	**$15,000**
Brick and Charitable Deeds	**$500**	**$1,500**
SD Community Foundation	**$2,305**	**$7,000**
TOTAL	**$200,946**	**$232,500**

Expenses	2025	2026
Inventory	$4,563	$5,000
Accounting & Legal	$1,492	$4,500
Payroll	$81,227	$95,000
Payroll Taxes	$21,605.16	$7,000
Advertising	$8,977	$10,000
Archeodome Expenses	$15,000	$15,000
Building Maintenance	$750	$800
Bank Service Charges	$66	$0
Dues & Subscriptions	$907	$1,000
Insurance	$14,900	$15,972
Loan – SBA	$4,512	$4,512
Office Supplies	$2,120	$1,000
Postage & Delivery	$358	$500
Telephone	$1,746	$1,800
Utilities	$25,415	$21,000
Credit Card Fees	$1,288	$2,000
Site Maintenance	$547	$1,000
Travel & Meals	$0	$500
Printing & Copying	$2,173	$2,500
Misc	$1,291	$1,500
TOTAL	$188,937.16	$190,584

ELO Prof LLC
PO Box 249
Mitchell, SD 57301
[redacted]

September 3, 2025

CONFIDENTIAL

MITCHELL PREHISTORIC INDIAN VILLAGE
PO BOX 621
MITCHELL, SD 57301

Dear Mitchell Prehistoric Indian Village:

We have prepared the following returns from information you provided:

Return of Organization Exempt From Income Tax (Form 990)

We suggest that you examine these returns carefully to fully acquaint yourself with all items contained therein to ensure that there are no omissions or misstatements.

Federal Filing Instructions

Your Form 990 for the year ended 12/31/24 shows no balance due.

Your return is being filed electronically with the IRS and is not required to be mailed. If you mail a paper copy of your return to the IRS it will delay the processing of your return. Your electronically filed return is not complete without your signature. You are using a Personal Identification Number (PIN) for signing your return electronically. Form 8879-TE, IRS *e-file* Signature Authorization for an Exempt Organization should be signed and dated by an authorized officer of the organization and returned as soon as possible to:

ELO Prof LLC
[redacted]

Important: **Your return will not be filed with the IRS until the signed Form 8879-TE has been received by this office.**

Also enclosed is any material you furnished for use in preparing the returns. If any of the returns are examined by taxing authorities, requests may be made for supporting documentation. Therefore, we recommend that you retain all pertinent records for at least seven years.

In order that we may properly advise you of tax considerations, please keep us informed of any significant changes in your financial affairs or of any correspondence received from taxing authorities.

If you have any questions, or if we can be of assistance in any way, please call.

Thank you for the opportunity to provide you with our services.

Form **8879-TE**

Department of the Treasury
Internal Revenue Service

IRS E-file Signature Authorization for a Tax Exempt Entity

For calendar year 2024, or fiscal year beginning . . . . . , 2024, and ending . . . . . , 20 . . . . .

Do not send to the IRS. Keep for your records.
Go to *www.irs.gov/Form8879TE* for the latest information.

OMB No. 1545-0047

2024

Name of filer

MITCHELL PREHISTORIC INDIAN VILLAGE

EIN or SSN [redacted]

Name and title of officer or person subject to tax **CHRISTIAN NEW EXECUTIVE DIRECTOR**

Part I Type of Return and Return Information

Check the box for the return for which you are using this Form 8879-TE and enter the applicable amount, if any, from the return. Form 8038-CP and Form 5330 filers may enter dollars and cents. For all other forms, enter whole dollars only. If you check the box on line **1a, 2a, 3a, 4a, 5a, 6a, 7a, 8a, 9a,** or **10a** below, and the amount on that line for the return being filed with this form was blank, then leave line **1b, 2b, 3b, 4b, 5b, 6b, 7b, 8b, 9b,** or **10b,** whichever is applicable, blank (do not enter -0-). But, if you entered -0- on the return, then enter -0- on the applicable line below. **Do not** complete more than one line in Part I.

1a	**Form 990** check here	X	**b**	**Total revenue,** if any (Form 990, Part VIII, column (A), line 12)	**1b** 207,176
2a	**Form 990-EZ** check here		**b**	**Total revenue,** if any (Form 990-EZ, line 9)	**2b**
3a	**Form 1120-POL** check here		**b**	**Total tax** (Form 1120-POL, line 22)	**3b**
4a	**Form 990-PF** check here		**b**	**Tax based on investment income** (Form 990-PF, Part V, line 5)	**4b**
5a	**Form 8868** check here		**b**	**Balance due** (Form 8868, line 3c)	**5b**
6a	**Form 990-T** check here		**b**	**Total tax** (Form 990-T, Part III, line 4)	**6b**
7a	**Form 4720** check here		**b**	**Total tax** (Form 4720, Part III, line 1)	**7b**
8a	**Form 5227** check here		**b**	**FMV of assets at end of tax year** (Form 5227, Item D)	**8b**
9a	**Form 5330** check here		**b**	**Tax due** (Form 5330, Part II, line 19)	**9b**
10a	**Form 8038-CP** check here		**b**	**Amount of credit payment requested** (Form 8038-CP, Part III, line 22)	**10b**

Part II Declaration and Signature Authorization of Officer or Person Subject to Tax

Under penalties of perjury, I declare that [X] I am an officer of the above entity or [ ] I am a person subject to tax with respect to (name of entity) _____, (EIN) _____ and that I have examined a copy of the 2024 electronic return and accompanying schedules and statements, and, to the best of my knowledge and belief, they are true, correct, and complete. I further declare that the amount in Part I above is the amount shown on the copy of the electronic return. I consent to allow my intermediate service provider, transmitter, or electronic return originator (ERO) to send the return to the IRS and to receive from the IRS **(a)** an acknowledgement of receipt or reason for rejection of the transmission, **(b)** the reason for any delay in processing the return or refund, and **(c)** the date of any refund. If applicable, I authorize the U.S. Treasury and its designated Financial Agent to initiate an electronic funds withdrawal (direct debit) entry to the financial institution account indicated in the tax preparation software for payment of the federal taxes owed on this return, and the financial institution to debit the entry to this account. To revoke a payment, I must contact the U.S. Treasury Financial Agent at 1-888-353-4537 no later than 2 business days prior to the payment (settlement) date. I also authorize the financial institutions involved in the processing of the electronic payment of taxes to receive confidential information necessary to answer inquiries and resolve issues related to the payment. I have selected a personal identification number (PIN) as my signature for the electronic return and, if applicable, the consent to electronic funds withdrawal.

PIN: check one box only

[X] I authorize **ELO PROF LLC** to enter my PIN [redacted] as my signature

ERO firm name

Enter five numbers, but do not enter all zeros

on the tax year 2024 electronically filed return. If I have indicated within this return that a copy of the return is being filed with a state agency(ies) regulating charities as part of the IRS Fed/State program, I also authorize the aforementioned ERO to enter my PIN on the return's disclosure consent screen.

[ ] As an officer or person subject to tax with respect to the entity, I will enter my PIN as my signature on the tax year 2024 electronically filed return. If I have indicated within this return that a copy of the return is being filed with a state agency(ies) regulating charities as part of the IRS Fed/State program, I will enter my PIN on the return's disclosure consent screen.

Signature of officer or person subject to tax _____ Date **09/03/25**

Part III Certification and Authentication

ERO's EFIN/PIN. Enter your six-digit electronic filing identification number (EFIN) followed by your five-digit self-selected PIN.

[redacted]**5**

Do not enter all zeros

I certify that the above numeric entry is my PIN, which is my signature on the 2024 electronically filed return indicated above. I confirm that I am submitting this return in accordance with the requirements of **Pub. 4163,** Modernized e-File (MeF) Information for Authorized IRS e-file Providers for Business Returns.

ERO's signature **JONATHAN J. GUENTHNER, CPA** Date **09/03/25**

ERO Must Retain This Form — See Instructions

Do Not Submit This Form to the IRS Unless Requested To Do So

Form **990**

Department of the Treasury
Internal Revenue Service

Return of Organization Exempt From Income Tax

Under section 501(c), 527, or 4947(a)(1) of the Internal Revenue Code (except private foundations)

Do not enter social security numbers on this form as it may be made public.

Go to *www.irs.gov/Form990* for instructions and the latest information.

OMB No. 1545-0047

2024

Open to Public Inspection

A For the 2024 calendar year, or tax year beginning , and ending

B Check if applicable:
- ☐ Address change
- ☐ Name change
- ☐ Initial return
- ☐ Final return/ terminated
- ☐ Amended return
- ☐ Application pending

C Name of organization
MITCHELL PREHISTORIC INDIAN VILLAGE
Doing business as **PRESERVATION SOCIETY**
Number and street (or P.O. box if mail is not delivered to street address) [redacted] Room/suite
City or town, state or province, country, and ZIP or foreign postal code [redacted]

D Employer identification number [redacted]

E Telephone number [redacted]

G Gross receipts $ **232,319**

F Name and address of principal officer:
CHRISTIAN NEW
LOCAL DELIVERY
MITCHELL SD 57301

H(a) Is this a group return for subordinates? ☐ Yes ☒ No

H(b) Are all subordinates included? ☐ Yes ☐ No
If "No," attach a list. See instructions

I Tax-exempt status: ☒ 501(c)(3) ☐ 501(c) ( ) (insert no.) ☐ 4947(a)(1) or ☐ 527

J Website: **WWW.MITCHELLINDIANVILLAGE.ORG**

H(c) Group exemption number

K Form of organization: ☒ Corporation ☐ Trust ☐ Association ☐ Other

L Year of formation: **1978**

M State of legal domicile: **SD**

Part I Summary

1 Briefly describe the organization's mission or most significant activities:
THE PRESERVATION & DEVELOPMENT OF ARCHEOLOGICAL SITE RELATED TO INHABITANTS OF LOCAL SITE AND PUBLIC EDUCATION OF SUCH SITE.

2 Check this box ☐ if the organization discontinued its operations or disposed of more than 25% of its net assets.

3 Number of voting members of the governing body (Part VI, line 1a)	**3**	**9**
4 Number of independent voting members of the governing body (Part VI, line 1b)	**4**	**9**
5 Total number of individuals employed in calendar year 2024 (Part V, line 2a)	**5**	**14**
6 Total number of volunteers (estimate if necessary)	**6**	**0**
7a Total unrelated business revenue from Part VIII, column (C), line 12	**7a**	**0**
b Net unrelated business taxable income from Form 990-T, Part I, line 11	**7b**	**0**

	Prior Year	Current Year
8 Contributions and grants (Part VIII, line 1h)	**164,898**	**150,218**
9 Program service revenue (Part VIII, line 2g)	**42,905**	**40,591**
10 Investment income (Part VIII, column (A), lines 3, 4, and 7d)		**0**
11 Other revenue (Part VIII, column (A), lines 5, 6d, 8c, 9c, 10c, and 11e)	**14,382**	**16,367**
12 Total revenue – add lines 8 through 11 (must equal Part VIII, column (A), line 12)	**222,185**	**207,176**
13 Grants and similar amounts paid (Part IX, column (A), lines 1–3)		**0**
14 Benefits paid to or for members (Part IX, column (A), line 4)		**0**
15 Salaries, other compensation, employee benefits (Part IX, column (A), lines 5–10)	**85,487**	**129,279**
16a Professional fundraising fees (Part IX, column (A), line 11e)		**0**
b Total fundraising expenses (Part IX, column (D), line 25) **0**		
17 Other expenses (Part IX, column (A), lines 11a–11d, 11f–24e)	**213,179**	**160,995**
18 Total expenses. Add lines 13–17 (must equal Part IX, column (A), line 25)	**298,666**	**290,274**
19 Revenue less expenses. Subtract line 18 from line 12	**-76,481**	**-83,098**

	Beginning of Current Year	End of Year
20 Total assets (Part X, line 16)	**1,104,892**	**1,033,834**
21 Total liabilities (Part X, line 26)	**115,081**	**126,987**
22 Net assets or fund balances. Subtract line 21 from line 20	**989,811**	**906,847**

Part II Signature Block

Under penalties of perjury, I declare that I have examined this return, including accompanying schedules and statements, and to the best of my knowledge and belief, it is true, correct, and complete. Declaration of preparer (other than officer) is based on all information of which preparer has any knowledge.

Sign Here

Signature of officer Date

CHRISTIAN NEW **EXECUTIVE DIRECTOR**
Type or print name and title

Paid Preparer Use Only

Preparer's name	Preparer's signature	Date	Check ☐ if self-employed	PTIN
JONATHAN J. GUENTHNER, CPA	**JONATHAN J. GUENTHNER, CPA**	**09/03/25**		**P01250035**

Firm's name **ELO PROF LLC** Firm's EIN [redacted]

Firm's address [redacted] Phone no. [redacted]

May the IRS discuss this return with the preparer shown above? See instructions ☒ Yes ☐ No

For Paperwork Reduction Act Notice, see the separate instructions.

DAA

Form **990** (2024)

Part III **Statement of Program Service Accomplishments**

Check if Schedule O contains a response or note to any line in this Part III ☐

1 Briefly describe the organization's mission:

THE PRESERVATION & DEVELOPMENT OF ARCHEOLOGICAL SITE RELATED TO INHABITANTS OF LOCAL SITE AND PUBLIC EDUCATION OF SUCH SITE.

2 Did the organization undertake any significant program services during the year which were not listed on the prior Form 990 or 990-EZ? ☐ Yes ☒ No

If "Yes," describe these new services on Schedule O.

3 Did the organization cease conducting, or make significant changes in how it conducts, any program services? ☐ Yes ☒ No

If "Yes," describe these changes on Schedule O.

4 Describe the organization's program service accomplishments for each of its three largest program services, as measured by expenses. Section 501(c)(3) and 501(c)(4) organizations are required to report the amount of grants and allocations to others, the total expenses, and revenue, if any, for each program service reported.

4a (Code:) (Expenses $ **74,063** including grants of $) (Revenue $)

PRESERVED AND DEVELOPED ARCHEOLOGICAL SITE RELATED TO INHABITANTS OF LOCAL SITE.

4b (Code:) (Expenses $ **177,427** including grants of $) (Revenue $)

EDUCATED THE PUBLIC AS TO THE NATURE OF THE PREHISTORIC INHABITANTS OF LOCAL SITE.

4c (Code:) (Expenses $ including grants of $) (Revenue $)

N/A

4d Other program services (Describe on Schedule O.)

(Expenses $ including grants of $) (Revenue $)

4e Total program service expenses **251,490**

Part IV Checklist of Required Schedules

			Yes	No
1	Is the organization described in section 501(c)(3) or 4947(a)(1) (other than a private foundation)? *If "Yes," complete Schedule A*	1	X	
2	Is the organization required to complete Schedule B, Schedule of Contributors? See instructions	2		X
3	Did the organization engage in direct or indirect political campaign activities on behalf of or in opposition to candidates for public office? *If "Yes," complete Schedule C, Part I*	3		X
4	**Section 501(c)(3) organizations.** Did the organization engage in lobbying activities, or have a section 501(h) election in effect during the tax year? *If "Yes," complete Schedule C, Part II*	4		X
5	Is the organization a section 501(c)(4), 501(c)(5), or 501(c)(6) organization that receives membership dues, assessments, or similar amounts as defined in Rev. Proc. 98-19? *If "Yes," complete Schedule C, Part III*	5		X
6	Did the organization maintain any donor advised funds or any similar funds or accounts for which donors have the right to provide advice on the distribution or investment of amounts in such funds or accounts? *If "Yes," complete Schedule D, Part I*	6		X
7	Did the organization receive or hold a conservation easement, including easements to preserve open space, the environment, historic land areas, or historic structures? *If "Yes," complete Schedule D, Part II*	7		X
8	Did the organization maintain collections of works of art, historical treasures, or other similar assets? *If "Yes," complete Schedule D, Part III*	8		X
9	Did the organization report an amount in Part X, line 21, for escrow or custodial account liability; serve as a custodian for amounts not listed in Part X; or provide credit counseling, debt management, credit repair, or debt negotiation services? *If "Yes," complete Schedule D, Part IV*	9		X
10	Did the organization, directly or through a related organization, hold assets in donor-restricted endowments or in quasi-endowments? *If "Yes," complete Schedule D, Part V*	10		X
11	If the organization's answer to any of the following questions is "Yes," then complete Schedule D, Parts VI, VII, VIII, IX, or X, as applicable.			
a	Did the organization report an amount for land, buildings, and equipment in Part X, line 10? *If "Yes," complete Schedule D, Part VI*	11a	X	
b	Did the organization report an amount for investments—other securities in Part X, line 12, that is 5% or more of its total assets reported in Part X, line 16? *If "Yes," complete Schedule D, Part VII*	11b		X
c	Did the organization report an amount for investments—program related in Part X, line 13, that is 5% or more of its total assets reported in Part X, line 16? *If "Yes," complete Schedule D, Part VIII*	11c		X
d	Did the organization report an amount for other assets in Part X, line 15, that is 5% or more of its total assets reported in Part X, line 16? *If "Yes," complete Schedule D, Part IX*	11d		X
e	Did the organization report an amount for other liabilities in Part X, line 25? *If "Yes," complete Schedule D, Part X*	11e		X
f	Did the organization's separate or consolidated financial statements for the tax year include a footnote that addresses the organization's liability for uncertain tax positions under FIN 48 (ASC 740)? *If "Yes," complete Schedule D, Part X*	11f		X
12a	Did the organization obtain separate, independent audited financial statements for the tax year? *If "Yes," complete Schedule D, Parts XI and XII*	12a		X
b	Was the organization included in consolidated, independent audited financial statements for the tax year? *If "Yes," and if the organization answered "No" to line 12a, then completing Schedule D, Parts XI and XII is optional*	12b		X
13	Is the organization a school described in section 170(b)(1)(A)(ii)? *If "Yes," complete Schedule E*	13		X
14a	Did the organization maintain an office, employees, or agents outside of the United States?	14a		X
b	Did the organization have aggregate revenues or expenses of more than $10,000 from grantmaking, fundraising, business, investment, and program service activities outside the United States, or aggregate foreign investments valued at $100,000 or more? *If "Yes," complete Schedule F, Parts I and IV*	14b		X
15	Did the organization report on Part IX, column (A), line 3, more than $5,000 of grants or other assistance to or for any foreign organization? *If "Yes," complete Schedule F, Parts II and IV*	15		X
16	Did the organization report on Part IX, column (A), line 3, more than $5,000 of aggregate grants or other assistance to or for foreign individuals? *If "Yes," complete Schedule F, Parts III and IV*	16		X
17	Did the organization report a total of more than $15,000 of expenses for professional fundraising services on Part IX, column (A), lines 6 and 11e? *If "Yes," complete Schedule G, Part I.* See instructions	17		X
18	Did the organization report more than $15,000 total of fundraising event gross income and contributions on Part VIII, lines 1c and 8a? *If "Yes," complete Schedule G, Part II*	18		X
19	Did the organization report more than $15,000 of gross income from gaming activities on Part VIII, line 9a? *If "Yes," complete Schedule G, Part III*	19		X
20a	Did the organization operate one or more hospital facilities? *If "Yes," complete Schedule H*	20a		X
b	If "Yes" to line 20a, did the organization attach a copy of its audited financial statements to this return?	20b		
21	Did the organization report more than $5,000 of grants or other assistance to any domestic organization or domestic government on Part IX, column (A), line 1? *If "Yes," complete Schedule I, Parts I and II*	21		X

Part IV Checklist of Required Schedules *(continued)*

			Yes	No
22	Did the organization report more than $5,000 of grants or other assistance to or for domestic individuals on Part IX, column (A), line 2? *If "Yes," complete Schedule I, Parts I and III*	22		X
23	Did the organization answer "Yes" to Part VII, Section A, line 3, 4, or 5, about compensation of the organization's current and former officers, directors, trustees, key employees, and highest compensated employees? *If "Yes," complete Schedule J*	23		X
24a	Did the organization have a tax-exempt bond issue with an outstanding principal amount of more than $100,000 as of the last day of the year, that was issued after December 31, 2002? *If "Yes," answer lines 24b through 24d and complete Schedule K. If "No," go to line 25a*	24a		X
b	Did the organization invest any proceeds of tax-exempt bonds beyond a temporary period exception?	24b		
c	Did the organization maintain an escrow account other than a refunding escrow at any time during the year to defease any tax-exempt bonds?	24c		
d	Did the organization act as an "on behalf of" issuer for bonds outstanding at any time during the year?	24d		
25a	**Section 501(c)(3), 501(c)(4), and 501(c)(29) organizations.** Did the organization engage in an excess benefit transaction with a disqualified person during the year? *If "Yes," complete Schedule L, Part I*	25a		X
b	Is the organization aware that it engaged in an excess benefit transaction with a disqualified person in a prior year, and that the transaction has not been reported on any of the organization's prior Forms 990 or 990-EZ? *If "Yes," complete Schedule L, Part I*	25b		X
26	Did the organization report any amount on Part X, line 5 or 22, for receivables from or payables to any current or former officer, director, trustee, key employee, creator or founder, substantial contributor, or 35% controlled entity or family member of any of these persons? *If "Yes," complete Schedule L, Part II*	26		X
27	Did the organization provide a grant or other assistance to any current or former officer, director, trustee, key employee, creator or founder, substantial contributor or employee thereof, a grant selection committee member, or to a 35% controlled entity (including an employee thereof) or family member of any of these persons? *If "Yes," complete Schedule L, Part III*	27		X
28	Was the organization a party to a business transaction with one of the following parties? (See the Schedule L, Part IV, instructions for applicable filing thresholds, conditions, and exceptions).			
a	A current or former officer, director, trustee, key employee, creator or founder, or substantial contributor? *If "Yes," complete Schedule L, Part IV*	28a		X
b	A family member of any individual described in line 28a? *If "Yes," complete Schedule L, Part IV*	28b		X
c	A 35% controlled entity of one or more individuals and/or organizations described in line 28a or 28b? *If "Yes," complete Schedule L, Part IV*	28c		X
29	Did the organization receive more than $25,000 in noncash contributions? *If "Yes," complete Schedule M*	29		X
30	Did the organization receive contributions of art, historical treasures, or other similar assets, or qualified conservation contributions? *If "Yes," complete Schedule M*	30		X
31	Did the organization liquidate, terminate, or dissolve and cease operations? *If "Yes," complete Schedule N, Part I*	31		X
32	Did the organization sell, exchange, dispose of, or transfer more than 25% of its net assets? *If "Yes," complete Schedule N, Part II*	32		X
33	Did the organization own 100% of an entity disregarded as separate from the organization under Regulations sections 301.7701-2 and 301.7701-3? *If "Yes," complete Schedule R, Part I*	33		X
34	Was the organization related to any tax-exempt or taxable entity? *If "Yes," complete Schedule R, Part II, III, or IV, and Part V, line 1*	34		X
35a	Did the organization have a controlled entity within the meaning of section 512(b)(13)?	35a		X
b	If "Yes" to line 35a, did the organization receive any payment from or engage in any transaction with a controlled entity within the meaning of section 512(b)(13)? *If "Yes," complete Schedule R, Part V, line 2*	35b		
36	**Section 501(c)(3) organizations.** Did the organization make any transfers to an exempt non-charitable related organization? *If "Yes," complete Schedule R, Part V, line 2*	36		X
37	Did the organization conduct more than 5% of its activities through an entity that is not a related organization and that is treated as a partnership for federal income tax purposes? *If "Yes," complete Schedule R, Part VI*	37		X
38	Did the organization complete Schedule O and provide explanations on Schedule O for Part VI, lines 11b and 19? **Note:** All Form 990 filers are required to complete Schedule O.	38	X	

Part V Statements Regarding Other IRS Filings and Tax Compliance

Check if Schedule O contains a response or note to any line in this Part V ☐

				Yes	No
1a	Enter the number reported in box 3 of Form 1096. Enter -0- if not applicable	1a	0		
b	Enter the number of Forms W-2G included on line 1a. Enter -0- if not applicable	1b	0		
c	Did the organization comply with backup withholding rules for reportable payments to vendors and reportable gaming (gambling) winnings to prize winners?	1c			X

Part V Statements Regarding Other IRS Filings and Tax Compliance *(continued)*

				Yes	No
2a	Enter the number of employees reported on Form W-3, Transmittal of Wage and Tax Statements, filed for the calendar year ending with or within the year covered by this return	**2a**	**14**		
b	If at least one is reported on line 2a, did the organization file all required federal employment tax returns?	**2b**		X	
3a	Did the organization have unrelated business gross income of $1,000 or more during the year?	**3a**			X
b	If "Yes," has it filed a Form 990-T for this year? *If "No" to line 3b, provide an explanation on Schedule O*	**3b**			
4a	At any time during the calendar year, did the organization have an interest in, or a signature or other authority over, a financial account in a foreign country (such as a bank account, securities account, or other financial account)?	**4a**			X
b	If "Yes," enter the name of the foreign country				
	See instructions for filing requirements for FinCEN Form 114, Report of Foreign Bank and Financial Accounts (FBAR).				
5a	Was the organization a party to a prohibited tax shelter transaction at any time during the tax year?	**5a**			X
b	Did any taxable party notify the organization that it was or is a party to a prohibited tax shelter transaction?	**5b**			X
c	If "Yes" to line 5a or 5b, did the organization file Form 8886-T?	**5c**			
6a	Does the organization have annual gross receipts that are normally greater than $100,000, and did the organization solicit any contributions that were not tax deductible as charitable contributions?	**6a**			X
b	If "Yes," did the organization include with every solicitation an express statement that such contributions or gifts were not tax deductible?	**6b**			
7	**Organizations that may receive deductible contributions under section 170(c).**				
a	Did the organization receive a payment in excess of $75 made partly as a contribution and partly for goods and services provided to the payor?	**7a**			X
b	If "Yes," did the organization notify the donor of the value of the goods or services provided?	**7b**			
c	Did the organization sell, exchange, or otherwise dispose of tangible personal property for which it was required to file Form 8282?	**7c**			X
d	If "Yes," indicate the number of Forms 8282 filed during the year	**7d**			
e	Did the organization receive any funds, directly or indirectly, to pay premiums on a personal benefit contract?	**7e**			X
f	Did the organization, during the year, pay premiums, directly or indirectly, on a personal benefit contract?	**7f**			X
g	If the organization received a contribution of qualified intellectual property, did the organization file Form 8899 as required?	**7g**			X
h	If the organization received a contribution of cars, boats, airplanes, or other vehicles, did the organization file a Form 1098-C?	**7h**			X
8	**Sponsoring organizations maintaining donor advised funds.** Did a donor advised fund maintained by the sponsoring organization have excess business holdings at any time during the year?	**8**			
9	**Sponsoring organizations maintaining donor advised funds.**				
a	Did the sponsoring organization make any taxable distributions under section 4966?	**9a**			
b	Did the sponsoring organization make a distribution to a donor, donor advisor, or related person?	**9b**			
10	**Section 501(c)(7) organizations.** Enter:				
a	Initiation fees and capital contributions included on Part VIII, line 12	**10a**			
b	Gross receipts, included on Form 990, Part VIII, line 12, for public use of club facilities	**10b**			
11	**Section 501(c)(12) organizations.** Enter:				
a	Gross income from members or shareholders	**11a**			
b	Gross income from other sources. (Do not net amounts due or paid to other sources against amounts due or received from them.)	**11b**			
12a	**Section 4947(a)(1) non-exempt charitable trusts.** Is the organization filing Form 990 in lieu of Form 1041?	**12a**			
b	If "Yes," enter the amount of tax-exempt interest received or accrued during the year	**12b**			
13	**Section 501(c)(29) qualified nonprofit health insurance issuers.**				
a	Is the organization licensed to issue qualified health plans in more than one state?	**13a**			
	Note: See the instructions for additional information the organization must report on Schedule O.				
b	Enter the amount of reserves the organization is required to maintain by the states in which the organization is licensed to issue qualified health plans	**13b**			
c	Enter the amount of reserves on hand	**13c**			
14a	Did the organization receive any payments for indoor tanning services during the tax year?	**14a**			X
b	If "Yes," has it filed a Form 720 to report these payments? *If "No," provide an explanation on Schedule O*	**14b**			
15	Is the organization subject to the section 4960 tax on payment(s) of more than $1,000,000 in remuneration or excess parachute payment(s) during the year? If "Yes," see instructions and file Form 4720, Schedule N.	**15**			X
16	Is the organization an educational institution subject to the section 4968 excise tax on net investment income? If "Yes," complete Form 4720, Schedule O.	**16**			X
17	**Section 501(c)(21) organizations.** Did the trust, any disqualified or other person, engage in any activities that would result in the imposition of an excise tax under section 4951, 4952, or 4953? If "Yes," complete Form 6069.	**17**			

Part VI **Governance, Management, and Disclosure.** *For each "Yes" response to lines 2 through 7b below, and for a "No" response to line 8a, 8b, or 10b below, describe the circumstances, processes, or changes on Schedule O. See instructions.*

Check if Schedule O contains a response or note to any line in this Part VI X

Section A. Governing Body and Management

				Yes	No
1a	Enter the number of voting members of the governing body at the end of the tax year	1a	9		
	If there are material differences in voting rights among members of the governing body, or if the governing body delegated broad authority to an executive committee or similar committee, explain on Schedule O.				
b	Enter the number of voting members included on line 1a, above, who are independent	1b	9		
2	Did any officer, director, trustee, or key employee have a family relationship or a business relationship with any other officer, director, trustee, or key employee?	2			X
3	Did the organization delegate control over management duties customarily performed by or under the direct supervision of officers, directors, trustees, or key employees to a management company or other person?	3			X
4	Did the organization make any significant changes to its governing documents since the prior Form 990 was filed?	4			X
5	Did the organization become aware during the year of a significant diversion of the organization's assets?	5			X
6	Did the organization have members or stockholders?	6			X
7a	Did the organization have members, stockholders, or other persons who had the power to elect or appoint one or more members of the governing body?	7a			X
b	Are any governance decisions of the organization reserved to (or subject to approval by) members, stockholders, or persons other than the governing body?	7b			X
8	Did the organization contemporaneously document the meetings held or written actions undertaken during the year by the following:				
a	The governing body?	8a		X	
b	Each committee with authority to act on behalf of the governing body?	8b		X	
9	Is there any officer, director, trustee, or key employee listed in Part VII, Section A, who cannot be reached at the organization's mailing address? *If "Yes," provide the names and addresses on Schedule O*	9			X

Section B. Policies *(This Section B requests information about policies not required by the Internal Revenue Code.)*

			Yes	No
10a	Did the organization have local chapters, branches, or affiliates?	10a		X
b	If "Yes," did the organization have written policies and procedures governing the activities of such chapters, affiliates, and branches to ensure their operations are consistent with the organization's exempt purposes?	10b		
11a	Has the organization provided a complete copy of this Form 990 to all members of its governing body before filing the form?	11a		X
b	Describe on Schedule O the process, if any, used by the organization to review this Form 990.			
12a	Did the organization have a written conflict of interest policy? *If "No," go to line 13*	12a		X
b	Were officers, directors, or trustees, and key employees required to disclose annually interests that could give rise to conflicts?	12b		
c	Did the organization regularly and consistently monitor and enforce compliance with the policy? *If "Yes," describe on Schedule O how this was done*	12c		
13	Did the organization have a written whistleblower policy?	13		X
14	Did the organization have a written document retention and destruction policy?	14		X
15	Did the process for determining compensation of the following persons include a review and approval by independent persons, comparability data, and contemporaneous substantiation of the deliberation and decision?			
a	The organization's CEO, Executive Director, or top management official	15a		X
b	Other officers or key employees of the organization	15b		X
	If "Yes" to line 15a or 15b, describe the process on Schedule O. See instructions.			
16a	Did the organization invest in, contribute assets to, or participate in a joint venture or similar arrangement with a taxable entity during the year?	16a		X
b	If "Yes," did the organization follow a written policy or procedure requiring the organization to evaluate its participation in joint venture arrangements under applicable federal tax law, and take steps to safeguard the organization's exempt status with respect to such arrangements?	16b		

Section C. Disclosure

17 List the states with which a copy of this Form 990 is required to be filed **NONE**

18 Section 6104 requires an organization to make its Forms 1023 (1024 or 1024-A, if applicable), 990, and 990-T (section 501(c)(3)s only) available for public inspection. Indicate how you made these available. Check all that apply.

☐ Own website ☐ Another's website ☒ Upon request ☐ Other *(explain on Schedule O)*

19 Describe on Schedule O whether (and if so, how) the organization made its governing documents, conflict of interest policy, and financial statements available to the public during the tax year.

20 State the name, address, and telephone number of the person who possesses the organization's books and records.

CHRISTIAN NEW **LOCAL DELIVERY**
MITCHELL **SD 57301** **605-996-5473**

Part VII Compensation of Officers, Directors, Trustees, Key Employees, Highest Compensated Employees, and Independent Contractors

Check if Schedule O contains a response or note to any line in this Part VII ☐

Section A. Officers, Directors, Trustees, Key Employees, and Highest Compensated Employees

1a Complete this table for all persons required to be listed. Report compensation for the calendar year ending with or within the organization's tax year.

- List all of the organization's **current** officers, directors, trustees (whether individuals or organizations), regardless of amount of compensation. Enter -0- in columns (D), (E), and (F) if no compensation was paid.
- List all of the organization's **current** key employees, if any. See instructions for definition of "key employee."
- List the organization's five **current** highest compensated employees (other than an officer, director, trustee, or key employee) who received reportable compensation (box 5 of Form W-2, box 6 of Form 1099-MISC, and/or box 1 of Form 1099-NEC) of more than $100,000 from the organization and any related organizations.
- List all of the organization's **former** officers, key employees, and highest compensated employees who received more than $100,000 of reportable compensation from the organization and any related organizations.
- List all of the organization's **former directors or trustees** that received, in the capacity as a former director or trustee of the organization, more than $10,000 of reportable compensation from the organization and any related organizations.

See the instructions for the order in which to list the persons above.

☒ Check this box if neither the organization nor any related organization compensated any current officer, director, or trustee.

(A) Name and title	(B) Average hours per week (list any hours for related organizations below dotted line)	(C) Position (do not check more than one box, unless person is both an officer and a director/trustee)						(D) Reportable compensation from the organization (W-2/ 1099-MISC/ 1099-NEC)	(E) Reportable compensation from related organizations (W-2/ 1099-MISC/ 1099-NEC)	(F) Estimated amount of other compensation from the organization and related organizations
		Individual trustee or director	Institutional trustee	Officer	Key employee	Highest compensated employee	Former			
(1) **JOHN ERCK**	1.00									
DIRECTOR	0.00	X						0	0	0
(2) **JERRY GARRY**	1.00									
VICE PRESIDENT	0.00	X		X				0	0	0
(3) **BELINDA JOE**	1.00									
DIRECTOR	0.00	X		X				0	0	0
(4) **TAMARA ST JOEN**	1.00									
DIRECTOR	0.00	X						0	0	0
(5) **STEVE KINSELLA**	1.00									
PRESIDENT	0.00	X		X				0	0	0
(6) **JOHN KOONS**	1.00									
TREASURER	0.00	X		X				0	0	0
(7) **PETER LENGKEEK**	1.00									
DIRECTOR	0.00	X						0	0	0
(8) **MYRONE SONNE**	1.00									
SECRETARY	0.00	X		X				0	0	0
(9) **GRANT UECKER**	1.00									
DIRECTOR	0.00	X						0	0	0
(10)										
(11)										

Part VII **Section A. Officers, Directors, Trustees, Key Employees, and Highest Compensated Employees** *(continued)*

(A) Name and title	(B) Average hours per week (list any hours for related organizations below dotted line)	(C) Position (do not check more than one box, unless person is both an officer and a director/trustee)						(D) Reportable compensation from the organization (W-2/ 1099-MISC/ 1099-NEC)	(E) Reportable compensation from related organizations (W-2/ 1099-MISC/ 1099-NEC)	(F) Estimated amount of other compensation from the organization and related organizations
		Individual trustee or director	Institutional trustee	Officer	Key employee	Highest compensated employee	Former			
(12)										
(13)										
(14)										
(15)										
(16)										
(17)										
(18)										
(19)										
1b **Subtotal**										
c **Total from continuation sheets to Part VII, Section A**										
d **Total (add lines 1b and 1c)**										

2 Total number of individuals (including but not limited to those listed above) who received more than $100,000 of reportable compensation from the organization **0**

		Yes	No
3	Did the organization list any **former** officer, director, trustee, key employee, or highest compensated employee on line 1a? *If "Yes," complete Schedule J for such individual*		**X**
4	For any individual listed on line 1a, is the sum of reportable compensation and other compensation from the organization and related organizations greater than $150,000? *If "Yes," complete Schedule J for such individual*		**X**
5	Did any person listed on line 1a receive or accrue compensation from any unrelated organization or individual for services rendered to the organization? *If "Yes," complete Schedule J for such person*		**X**

Section B. Independent Contractors

1 Complete this table for your five highest compensated independent contractors that received more than $100,000 of compensation from the organization. Report compensation for the calendar year ending with or within the organization's tax year.

(A) Name and business address	(B) Description of services	(C) Compensation

2 Total number of independent contractors (including but not limited to those listed above) who received more than $100,000 of compensation from the organization **0**

Part VIII **Statement of Revenue**

Check if Schedule O contains a response or note to any line in this Part VIII ☐

				(A) Total revenue	(B) Related or exempt function revenue	(C) Unrelated business revenue	(D) Revenue excluded from tax under sections 512-514
Contributions, Gifts, Grants and Other Similar Amounts	1a Federated campaigns	1a					
	b Membership dues	1b	16,651				
	c Fundraising events	1c					
	d Related organizations	1d					
	e Government grants (contributions)	1e					
	f All other contributions, gifts, grants, and similar amounts not included above	1f	133,567				
	g Noncash contributions included in lines 1a-1f	1g	$				
	h **Total.** Add lines 1a–1f			150,218			
Program Service Revenue		Business Code					
	2a **ADMISSIONS**			40,591	40,591		
	b						
	c						
	d						
	e						
	f All other program service revenue						
	g **Total.** Add lines 2a–2f			40,591			
Other Revenue	3 Investment income (including dividends, interest, and other similar amounts)						
	4 Income from investment of tax-exempt bond proceeds						
	5 Royalties						
		(i) Real	(ii) Personal				
	6a Gross rents 6a						
	b Less: rental expenses 6b						
	c Rental inc. or (loss) 6c						
	d Net rental income or (loss)						
		(i) Securities	(ii) Other				
	7a Gross amount from sales of assets other than inventory 7a						
	b Less: cost or other basis and sales exps. 7b						
	c Gain or (loss) 7c						
	d Net gain or (loss)						
	8a Gross income from fundraising events (not including $ of contributions reported on line 1c). See Part IV, line 18	8a					
	b Less: direct expenses	8b					
	c Net income or (loss) from fundraising events						
	9a Gross income from gaming activities. See Part IV, line 19	9a					
	b Less: direct expenses	9b					
	c Net income or (loss) from gaming activities						
	10a Gross sales of inventory, less returns and allowances	10a	41,510				
	b Less: cost of goods sold	10b	25,143				
	c Net income or (loss) from sales of inventory			16,367	16,367		
Miscellaneous Revenue		Business Code					
	11a						
	b						
	c						
	d All other revenue						
	e **Total.** Add lines 11a–11d						
	12 **Total revenue.** See instructions			207,176	56,958	0	0

Part IX Statement of Functional Expenses

Section 501(c)(3) and 501(c)(4) organizations must complete all columns. All other organizations must complete column (A).

Check if Schedule O contains a response or note to any line in this Part IX ☐

Do not include amounts reported on lines 6b, 7b, 8b, 9b, and 10b of Part VIII.	(A) Total expenses	(B) Program service expenses	(C) Management and general expenses	(D) Fundraising expenses
1 Grants and other assistance to domestic organizations and domestic governments. See Part IV, line 21				
2 Grants and other assistance to domestic individuals. See Part IV, line 22				
3 Grants and other assistance to foreign organizations, foreign governments, and foreign individuals. See Part IV, lines 15 and 16				
4 Benefits paid to or for members				
5 Compensation of current officers, directors, trustees, and key employees				
6 Compensation not included above to disqualified persons (as defined under section 4958(f)(1)) and persons described in section 4958(c)(3)(B)				
7 Other salaries and wages	**120,059**	**84,041**	**36,018**	
8 Pension plan accruals and contributions (include section 401(k) and 403(b) employer contributions)				
9 Other employee benefits				
10 Payroll taxes	**9,220**	**6,454**	**2,766**	
11 Fees for services (nonemployees):				
a Management				
b Legal				
c Accounting	**1,341**	**1,341**		
d Lobbying				
e Professional fundraising services. See Part IV, line 17				
f Investment management fees				
g Other. (If line 11g amount exceeds 10% of line 25, column (A), amount, list line 11g expenses on Schedule O.)				
12 Advertising and promotion	**22,242**	**22,242**		
13 Office expenses	**9,983**	**9,983**		
14 Information technology				
15 Royalties				
16 Occupancy	**19,933**	**19,933**		
17 Travel	**1,852**	**1,852**		
18 Payments of travel or entertainment expenses for any federal, state, or local public officials				
19 Conferences, conventions, and meetings				
20 Interest				
21 Payments to affiliates				
22 Depreciation, depletion, and amortization	**72,957**	**72,957**		
23 Insurance	**32,687**	**32,687**		
24 Other expenses. Itemize expenses not covered above. (List miscellaneous expenses on line 24e. If line 24e amount exceeds 10% of line 25, column (A), amount, list line 24e expenses on Schedule O.)				
a				
b				
c				
d				
e All other expenses				
25 Total functional expenses. Add lines 1 through 24e	**290,274**	**251,490**	**38,784**	**0**
26 Joint costs. Complete this line only if the organization reported in column (B) joint costs from a combined educational campaign and fundraising solicitation. Check here ☐ if following SOP 98-2 (ASC 958-720)				

Part X Balance Sheet

Check if Schedule O contains a response or note to any line in this Part X ☐

			(A) Beginning of year		(B) End of year
Assets	1	Cash—non-interest-bearing	2,920	1	2,340
	2	Savings and temporary cash investments		2	
	3	Pledges and grants receivable, net		3	
	4	Accounts receivable, net	8,419	4	16,628
	5	Loans and other receivables from any current or former officer, director, trustee, key employee, creator or founder, substantial contributor, or 35% controlled entity or family member of any of these persons		5	
	6	Loans and other receivables from other disqualified persons (as defined under section 4958(f)(1)), and persons described in section 4958(c)(3)(B)		6	
	7	Notes and loans receivable, net		7	
	8	Inventories for sale or use	64,907	8	59,177
	9	Prepaid expenses and deferred charges		9	
	10a	Land, buildings, and equipment: cost or other basis. Complete Part VI of Schedule D — 10a: 3,083,095			
	b	Less: accumulated depreciation — 10b: 2,127,406	1,028,646	10c	955,689
	11	Investments—publicly traded securities		11	
	12	Investments—other securities. See Part IV, line 11		12	
	13	Investments—program-related. See Part IV, line 11		13	
	14	Intangible assets		14	
	15	Other assets. See Part IV, line 11		15	
	16	**Total assets.** Add lines 1 through 15 (must equal line 33)	1,104,892	16	1,033,834
Liabilities	17	Accounts payable and accrued expenses	22,744	17	40,924
	18	Grants payable		18	
	19	Deferred revenue		19	
	20	Tax-exempt bond liabilities		20	
	21	Escrow or custodial account liability. Complete Part IV of Schedule D		21	
	22	Loans and other payables to any current or former officer, director, trustee, key employee, creator or founder, substantial contributor, or 35% controlled entity or family member of any of these persons		22	
	23	Secured mortgages and notes payable to unrelated third parties		23	
	24	Unsecured notes and loans payable to unrelated third parties	92,337	24	86,063
	25	Other liabilities (including federal income tax, payables to related third parties, and other liabilities not included on lines 17-24). Complete Part X of Schedule D		25	
	26	**Total liabilities.** Add lines 17 through 25	115,081	26	126,987
Net Assets or Fund Balances		**Organizations that follow FASB ASC 958, check here** ☒ **and complete lines 27, 28, 32, and 33.**			
	27	Net assets without donor restrictions	989,811	27	906,847
	28	Net assets with donor restrictions		28	
		Organizations that do not follow FASB ASC 958, check here ☐ **and complete lines 29 through 33.**			
	29	Capital stock or trust principal, or current funds		29	
	30	Paid-in or capital surplus, or land, building, or equipment fund		30	
	31	Retained earnings, endowment, accumulated income, or other funds		31	
	32	Total net assets or fund balances	989,811	32	906,847
	33	Total liabilities and net assets/fund balances	1,104,892	33	1,033,834

Part XI Reconciliation of Net Assets

Check if Schedule O contains a response or note to any line in this Part XI ☐

1	Total revenue (must equal Part VIII, column (A), line 12)	1	207,176
2	Total expenses (must equal Part IX, column (A), line 25)	2	290,274
3	Revenue less expenses. Subtract line 2 from line 1	3	-83,098
4	Net assets or fund balances at beginning of year (must equal Part X, line 32, column (A))	4	989,811
5	Net unrealized gains (losses) on investments	5	
6	Donated services and use of facilities	6	
7	Investment expenses	7	
8	Prior period adjustments	8	134
9	Other changes in net assets or fund balances (explain on Schedule O)	9	
10	Net assets or fund balances at end of year. Combine lines 3 through 9 (must equal Part X, line 32, column (B))	10	906,847

Part XII Financial Statements and Reporting

Check if Schedule O contains a response or note to any line in this Part XII ☐

			Yes	No
1	Accounting method used to prepare the Form 990: ☐ Cash ☒ Accrual ☐ Other _____ If the organization changed its method of accounting from a prior year or checked "Other," explain on Schedule O.			
2a	Were the organization's financial statements compiled or reviewed by an independent accountant? If "Yes," check a box below to indicate whether the financial statements for the year were compiled or reviewed on a separate basis, consolidated basis, or both. ☐ Separate basis ☐ Consolidated basis ☐ Both consolidated and separate basis	2a		X
b	Were the organization's financial statements audited by an independent accountant? If "Yes," check a box below to indicate whether the financial statements for the year were audited on a separate basis, consolidated basis, or both. ☐ Separate basis ☐ Consolidated basis ☐ Both consolidated and separate basis	2b		X
c	If "Yes" to line 2a or 2b, does the organization have a committee that assumes responsibility for oversight of the audit, review, or compilation of its financial statements and selection of an independent accountant? If the organization changed either its oversight process or selection process during the tax year, explain on Schedule O.	2c		
3a	As a result of a federal award, was the organization required to undergo an audit or audits as set forth in the Uniform Guidance, 2 C.F.R. Part 200, Subpart F?	3a		
b	If "Yes," did the organization undergo the required audit or audits? If the organization did not undergo the required audit or audits, explain why on Schedule O and describe any steps taken to undergo such audits	3b		

SCHEDULE A (Form 990)

Department of the Treasury
Internal Revenue Service

Public Charity Status and Public Support

Complete if the organization is a section 501(c)(3) organization or a section 4947(a)(1) nonexempt charitable trust.

Attach to Form 990 or Form 990-EZ.

Go to *www.irs.gov/Form990* for instructions and the latest information.

OMB No. 1545-0047

2024

Open to Public Inspection

Name of the organization

MITCHELL PREHISTORIC INDIAN VILLAGE

Employer identification number

[redacted]

Part I Reason for Public Charity Status. (All organizations must complete this part.) See instructions.

The organization is not a private foundation because it is: (For lines 1 through 12, check only one box.)

1 ☐ A church, convention of churches, or association of churches described in **section 170(b)(1)(A)(i).**

2 ☐ A school described in **section 170(b)(1)(A)(ii).** (Attach Schedule E (Form 990).)

3 ☐ A hospital or a cooperative hospital service organization described in **section 170(b)(1)(A)(iii).**

4 ☐ A medical research organization operated in conjunction with a hospital described in **section 170(b)(1)(A)(iii).** Enter the hospital's name, city, and state:

5 ☐ An organization operated for the benefit of a college or university owned or operated by a governmental unit described in **section 170(b)(1)(A)(iv).** (Complete Part II.)

6 ☐ A federal, state, or local government or governmental unit described in **section 170(b)(1)(A)(v).**

7 ☒ An organization that normally receives a substantial part of its support from a governmental unit or from the general public described in **section 170(b)(1)(A)(vi).** (Complete Part II.)

8 ☐ A community trust described in **section 170(b)(1)(A)(vi).** (Complete Part II.)

9 ☐ An agricultural research organization described in **section 170(b)(1)(A)(ix)** operated in conjunction with a land-grant college or university or a non-land-grant college of agriculture (see instructions). Enter the name, city, and state of the college or university:

10 ☐ An organization that normally receives (1) more than 33 1/3% of its support from contributions, membership fees, and gross receipts from activities related to its exempt functions, subject to certain exceptions; and (2) no more than 33 1/3% of its support from gross investment income and unrelated business taxable income (less section 511 tax) from businesses acquired by the organization after June 30, 1975. See **section 509(a)(2).** (Complete Part III.)

11 ☐ An organization organized and operated exclusively to test for public safety. See **section 509(a)(4).**

12 ☐ An organization organized and operated exclusively for the benefit of, to perform the functions of, or to carry out the purposes of one or more publicly supported organizations described in **section 509(a)(1)** or **section 509(a)(2).** See **section 509(a)(3).** Check the box on lines 12a through 12d that describes the type of supporting organization and complete lines 12e, 12f, and 12g.

a ☐ **Type I.** A supporting organization operated, supervised, or controlled by its supported organization(s), typically by giving the supported organization(s) the power to regularly appoint or elect a majority of the directors or trustees of the supporting organization. **You must complete Part IV, Sections A and B.**

b ☐ **Type II.** A supporting organization supervised or controlled in connection with its supported organization(s), by having control or management of the supporting organization vested in the same persons that control or manage the supported organization(s). **You must complete Part IV, Sections A and C.**

c ☐ **Type III functionally integrated.** A supporting organization operated in connection with, and functionally integrated with, its supported organization(s) (see instructions). **You must complete Part IV, Sections A, D, and E.**

d ☐ **Type III non-functionally integrated.** A supporting organization operated in connection with its supported organization(s) that is not functionally integrated. The organization generally must satisfy a distribution requirement and an attentiveness requirement (see instructions). **You must complete Part IV, Sections A and D, and Part V.**

e ☐ Check this box if the organization received a written determination from the IRS that it is a Type I, Type II, Type III functionally integrated, or Type III non-functionally integrated supporting organization.

f Enter the number of supported organizations

g Provide the following information about the supported organization(s).

(i) Name of supported organization	(ii) EIN	(iii) Type of organization (described on lines 1–10 above (see instructions))	(iv) Is the organization listed in your governing document? Yes	(iv) No	(v) Amount of monetary support (see instructions)	(vi) Amount of other support (see instructions)
(A)						
(B)						
(C)						
(D)						
(E)						
Total						

Part II **Support Schedule for Organizations Described in Sections 170(b)(1)(A)(iv) and 170(b)(1)(A)(vi)**
(Complete only if you checked the box on line 5, 7, or 8 of Part I or if the organization failed to qualify under Part III. If the organization fails to qualify under the tests listed below, please complete Part III.)

Section A. Public Support

Calendar year (or fiscal year beginning in)	(a) 2020	(b) 2021	(c) 2022	(d) 2023	(e) 2024	(f) Total
1 Gifts, grants, contributions, and membership fees received. (Do not include any "unusual grants.")	95,111	137,961	111,625	164,898	150,218	659,813
2 Tax revenues levied for the organization's benefit and either paid to or expended on its behalf						
3 The value of services or facilities furnished by a governmental unit to the organization without charge						
4 **Total.** Add lines 1 through 3	95,111	137,961	111,625	164,898	150,218	659,813
5 The portion of total contributions by each person (other than a governmental unit or publicly supported organization) included on line 1 that exceeds 2% of the amount shown on line 11, column (f)						39,414
6 Public support. Subtract line 5 from line 4						620,399

Section B. Total Support

Calendar year (or fiscal year beginning in)	(a) 2020	(b) 2021	(c) 2022	(d) 2023	(e) 2024	(f) Total
7 Amounts from line 4	95,111	137,961	111,625	164,898	150,218	659,813
8 Gross income from interest, dividends, payments received on securities loans, rents, royalties, and income from similar sources						
9 Net income from unrelated business activities, whether or not the business is regularly carried on						
10 Other income. Do not include gain or loss from the sale of capital assets (Explain in Part VI.)						
11 **Total support.** Add lines 7 through 10						659,813

12 Gross receipts from related activities, etc. (see instructions) **12** 396,314

13 **First 5 years.** If the Form 990 is for the organization's first, second, third, fourth, or fifth tax year as a section 501(c)(3) organization, check this box and **stop here** ☐

Section C. Computation of Public Support Percentage

14 Public support percentage for 2024 (line 6, column (f), divided by line 11, column (f)) **14** 94.03 %

15 Public support percentage from 2023 Schedule A, Part II, line 14 **15** 92.83 %

16a **33 1/3% support test — 2024.** If the organization did not check the box on line 13, and line 14 is 33 1/3% or more, check this box and **stop here.** The organization qualifies as a publicly supported organization ☒

b **33 1/3% support test — 2023.** If the organization did not check a box on line 13 or 16a, and line 15 is 33 1/3% or more, check this box and **stop here.** The organization qualifies as a publicly supported organization ☐

17a **10%-facts-and-circumstances test — 2024.** If the organization did not check a box on line 13, 16a, or 16b, and line 14 is 10% or more, and if the organization meets the facts-and-circumstances test, check this box and **stop here.** Explain in Part VI how the organization meets the facts-and-circumstances test. The organization qualifies as a publicly supported organization ☐

b **10%-facts-and-circumstances test — 2023.** If the organization did not check a box on line 13, 16a, 16b, or 17a, and line 15 is 10% or more, and if the organization meets the facts-and-circumstances test, check this box and **stop here.** Explain in Part VI how the organization meets the facts-and-circumstances test. The organization qualifies as a publicly supported organization ☐

18 **Private foundation.** If the organization did not check a box on line 13, 16a, 16b, 17a, or 17b, check this box and see instructions ☐

Part III **Support Schedule for Organizations Described in Section 509(a)(2)**

(Complete only if you checked the box on line 10 of Part I or if the organization failed to qualify under Part II. If the organization fails to qualify under the tests listed below, please complete Part II.)

Section A. Public Support

Calendar year (or fiscal year beginning in)	(a) 2020	(b) 2021	(c) 2022	(d) 2023	(e) 2024	(f) Total
1 Gifts, grants, contributions, and membership fees received. (Do not include any "unusual grants.")						
2 Gross receipts from admissions, merchandise sold or services performed, or facilities furnished in any activity that is related to the organization's tax-exempt purpose						
3 Gross receipts from activities that are not an unrelated trade or business under section 513						
4 Tax revenues levied for the organization's benefit and either paid to or expended on its behalf						
5 The value of services or facilities furnished by a governmental unit to the organization without charge						
6 **Total.** Add lines 1 through 5						
7a Amounts included on lines 1, 2, and 3 received from disqualified persons						
b Amounts included on lines 2 and 3 received from other than disqualified persons that exceed the greater of $5,000 or 1% of the amount on line 13 for the year						
c Add lines 7a and 7b						
8 **Public support.** (Subtract line 7c from line 6.)						

Section B. Total Support

Calendar year (or fiscal year beginning in)	(a) 2020	(b) 2021	(c) 2022	(d) 2023	(e) 2024	(f) Total
9 Amounts from line 6						
10a Gross income from interest, dividends, payments received on securities loans, rents, royalties, and income from similar sources						
b Unrelated business taxable income (less section 511 taxes) from businesses acquired after June 30, 1975						
c Add lines 10a and 10b						
11 Net income from unrelated business activities not included on line 10b, whether or not the business is regularly carried on						
12 Other income. Do not include gain or loss from the sale of capital assets (Explain in Part VI.)						
13 **Total support.** (Add lines 9, 10c, 11, and 12.)						

14 **First 5 years.** If the Form 990 is for the organization's first, second, third, fourth, or fifth tax year as a section 501(c)(3) organization, check this box and **stop here** ☐

Section C. Computation of Public Support Percentage

15	Public support percentage for 2024 (line 8, column (f), divided by line 13, column (f))	15	%
16	Public support percentage from 2023 Schedule A, Part III, line 15	16	%

Section D. Computation of Investment Income Percentage

17	Investment income percentage for **2024** (line 10c, column (f), divided by line 13, column (f))	17	%
18	Investment income percentage from **2023** Schedule A, Part III, line 17	18	%

19a **33 1/3% support tests — 2024.** If the organization did not check the box on line 14, and line 15 is more than 33 1/3%, and line 17 is not more than 33 1/3%, check this box and **stop here.** The organization qualifies as a publicly supported organization ☐

b **33 1/3% support tests — 2023.** If the organization did not check a box on line 14 or line 19a, and line 16 is more than 33 1/3%, and line 18 is not more than 33 1/3%, check this box and **stop here.** The organization qualifies as a publicly supported organization ☐

20 **Private foundation.** If the organization did not check a box on line 14, 19a, or 19b, check this box and see instructions ☐

Part IV Supporting Organizations

(Complete only if you checked a box on line 12 on Part I. If you checked box 12a, Part I, complete Sections A and B. If you checked box 12b, Part I, complete Sections A and C. If you checked box 12c, Part I, complete Sections A, D, and E. If you checked box 12d, Part I, complete Sections A and D, and complete Part V.)

Section A. All Supporting Organizations

			Yes	No
1	Are all of the organization's supported organizations listed by name in the organization's governing documents? *If "No," describe in Part VI how the supported organizations are designated. If designated by class or purpose, describe the designation. If historic and continuing relationship, explain.*	1		
2	Did the organization have any supported organization that does not have an IRS determination of status under section 509(a)(1) or (2)? *If "Yes," explain in Part VI how the organization determined that the supported organization was described in section 509(a)(1) or (2).*	2		
3a	Did the organization have a supported organization described in section 501(c)(4), (5), or (6)? *If "Yes," answer lines 3b and 3c below.*	3a		
b	Did the organization confirm that each supported organization qualified under section 501(c)(4), (5), or (6) and satisfied the public support tests under section 509(a)(2)? *If "Yes," describe in Part VI when and how the organization made the determination.*	3b		
c	Did the organization ensure that all support to such organizations was used exclusively for section 170(c)(2)(B) purposes? *If "Yes," explain in Part VI what controls the organization put in place to ensure such use.*	3c		
4a	Was any supported organization not organized in the United States ("foreign supported organization")? *If "Yes," and if you checked box 12a or 12b in Part I, answer lines 4b and 4c below.*	4a		
b	Did the organization have ultimate control and discretion in deciding whether to make grants to the foreign supported organization? *If "Yes," describe in Part VI how the organization had such control and discretion despite being controlled or supervised by or in connection with its supported organizations.*	4b		
c	Did the organization support any foreign supported organization that does not have an IRS determination under sections 501(c)(3) and 509(a)(1) or (2)? *If "Yes," explain in Part VI what controls the organization used to ensure that all support to the foreign supported organization was used exclusively for section 170(c)(2)(B) purposes.*	4c		
5a	Did the organization add, substitute, or remove any supported organizations during the tax year? *If "Yes," answer lines 5b and 5c below (if applicable). Also, provide detail in Part VI, including (i) the names and EIN numbers of the supported organizations added, substituted, or removed; (ii) the reasons for each such action; (iii) the authority under the organization's organizing document authorizing such action; and (iv) how the action was accomplished (such as by amendment to the organizing document).*	5a		
b	**Type I or Type II only.** Was any added or substituted supported organization part of a class already designated in the organization's organizing document?	5b		
c	**Substitutions only.** Was the substitution the result of an event beyond the organization's control?	5c		
6	Did the organization provide support (whether in the form of grants or the provision of services or facilities) to anyone other than (i) its supported organizations, (ii) individuals that are part of the charitable class benefited by one or more of its supported organizations, or (iii) other supporting organizations that also support or benefit one or more of the filing organization's supported organizations? *If "Yes," provide detail in Part VI.*	6		
7	Did the organization provide a grant, loan, compensation, or other similar payment to a substantial contributor (as defined in section 4958(c)(3)(C)), a family member of a substantial contributor, or a 35% controlled entity with regard to a substantial contributor? *If "Yes," complete Part I of Schedule L (Form 990).*	7		
8	Did the organization make a loan to a disqualified person (as defined in section 4958) not described on line 7? *If "Yes," complete Part I of Schedule L (Form 990).*	8		
9a	Was the organization controlled directly or indirectly at any time during the tax year by one or more disqualified persons, as defined in section 4946 (other than foundation managers and organizations described in section 509(a)(1) or (2))? *If "Yes," provide detail in Part VI.*	9a		
b	Did one or more disqualified persons (as defined on line 9a) hold a controlling interest in any entity in which the supporting organization had an interest? *If "Yes," provide detail in Part VI.*	9b		
c	Did a disqualified person (as defined on line 9a) have an ownership interest in, or derive any personal benefit from, assets in which the supporting organization also had an interest? *If "Yes," provide detail in Part VI.*	9c		
10a	Was the organization subject to the excess business holdings rules of section 4943 because of section 4943(f) (regarding certain Type II supporting organizations, and all Type III non-functionally integrated supporting organizations)? *If "Yes," answer line 10b below.*	10a		
b	Did the organization have any excess business holdings in the tax year? *(Use Schedule C, Form 4720, to determine whether the organization had excess business holdings.)*	10b		

Part IV **Supporting Organizations** *(continued)*

			Yes	No
11	Has the organization accepted a gift or contribution from any of the following persons?			
a	A person who directly or indirectly controls, either alone or together with persons described on lines 11b and 11c below, the governing body of a supported organization?	**11a**		
b	A family member of a person described on line 11a above?	**11b**		
c	A 35% controlled entity of a person described on line 11a or 11b above? *If "Yes" to line 11a, 11b, or 11c, provide detail in Part VI.*	**11c**		

Section B. Type I Supporting Organizations

			Yes	No
1	Did the governing body, members of the governing body, officers acting in their official capacity, or membership of one or more supported organizations have the power to regularly appoint or elect at least a majority of the organization's officers, directors, or trustees at all times during the tax year? *If "No," describe in Part VI how the supported organization(s) effectively operated, supervised, or controlled the organization's activities. If the organization had more than one supported organization, describe how the powers to appoint and/or remove officers, directors, or trustees were allocated among the supported organizations and what conditions or restrictions, if any, applied to such powers during the tax year.*	**1**		
2	Did the organization operate for the benefit of any supported organization other than the supported organization(s) that operated, supervised, or controlled the supporting organization? *If "Yes," explain in Part VI how providing such benefit carried out the purposes of the supported organization(s) that operated, supervised, or controlled the supporting organization.*	**2**		

Section C. Type II Supporting Organizations

			Yes	No
1	Were a majority of the organization's directors or trustees during the tax year also a majority of the directors or trustees of each of the organization's supported organization(s)? *If "No," describe in Part VI how control or management of the supporting organization was vested in the same persons that controlled or managed the supported organization(s).*	**1**		

Section D. All Type III Supporting Organizations

			Yes	No
1	Did the organization provide to each of its supported organizations, by the last day of the fifth month of the organization's tax year, (i) a written notice describing the type and amount of support provided during the prior tax year, (ii) a copy of the Form 990 that was most recently filed as of the date of notification, and (iii) copies of the organization's governing documents in effect on the date of notification, to the extent not previously provided?	**1**		
2	Were any of the organization's officers, directors, or trustees either (i) appointed or elected by the supported organization(s), or (ii) serving on the governing body of a supported organization? *If "No," explain in Part VI how the organization maintained a close and continuous working relationship with the supported organization(s).*	**2**		
3	By reason of the relationship described on line 2, above, did the organization's supported organizations have a significant voice in the organization's investment policies and in directing the use of the organization's income or assets at all times during the tax year? *If "Yes," describe in Part VI the role the organization's supported organizations played in this regard.*	**3**		

Section E. Type III Functionally Integrated Supporting Organizations

1 *Check the box next to the method that the organization used to satisfy the Integral Part Test during the year (see instructions).*

- **a** ☐ The organization satisfied the Activities Test. *Complete line 2 below.*
- **b** ☐ The organization is the parent of each of its supported organizations. *Complete line 3 below.*
- **c** ☐ The organization supported a governmental entity. *Describe in Part VI how you supported a governmental entity (see instructions).*

			Yes	No
2	Activities Test. *Answer lines 2a and 2b below.*			
a	Did substantially all of the organization's activities during the tax year directly further the exempt purposes of the supported organization(s) to which the organization was responsive? *If "Yes," then in Part VI identify those supported organizations and explain* how these activities directly furthered their exempt purposes, *how the organization was responsive to each of its supported organizations, and how the organization determined that these activities constituted substantially all of its activities.*	**2a**		
b	Did the activities described on line 2a, above, constitute activities that, but for the organization's involvement, one or more of the organization's supported organization(s) would have been engaged in? *If "Yes," explain in Part VI the reasons for the organization's position that its supported organization(s) would have engaged in these activities but for the organization's involvement.*	**2b**		
3	Parent of Supported Organizations. *Answer lines 3a and 3b below.*			
a	Did the organization have the power to regularly appoint or elect a majority of the officers, directors, or trustees of each of the supported organizations? *If "Yes" or "No," provide details in Part VI.*	**3a**		
b	Did the organization exercise a substantial degree of direction over the policies, programs, and activities of each of its supported organizations? *If "Yes," describe in Part VI the role played by the organization in this regard.*	**3b**		

Part V Type III Non-Functionally Integrated 509(a)(3) Supporting Organizations

1 ☐ Check here if the organization satisfied the Integral Part Test as a qualifying trust on Nov. 20, 1970 (*explain in Part VI*). **See instructions.** All other Type III non-functionally integrated supporting organizations must complete Sections A through E.

Section A – Adjusted Net Income		(A) Prior Year	(B) Current Year (optional)
1 Net short-term capital gain	**1**		
2 Recoveries of prior-year distributions	**2**		
3 Other gross income (see instructions)	**3**		
4 Add lines 1 through 3.	**4**		
5 Depreciation and depletion	**5**		
6 Portion of operating expenses paid or incurred for production or collection of gross income or for management, conservation, or maintenance of property held for production of income (see instructions)	**6**		
7 Other expenses (see instructions)	**7**		
8 **Adjusted Net Income** (subtract lines 5, 6, and 7 from line 4)	**8**		

Section B – Minimum Asset Amount		(A) Prior Year	(B) Current Year (optional)
1 Aggregate fair market value of all non-exempt-use assets (see instructions for short tax year or assets held for part of year):			
a Average monthly value of securities	**1a**		
b Average monthly cash balances	**1b**		
c Fair market value of other non-exempt-use assets	**1c**		
d **Total** (add lines 1a, 1b, and 1c)	**1d**		
e **Discount** claimed for blockage or other factors *(explain in detail in Part VI)*:			
2 Acquisition indebtedness applicable to non-exempt-use assets	**2**		
3 Subtract line 2 from line 1d.	**3**		
4 Cash deemed held for exempt use. Enter 0.015 of line 3 (for greater amount, see instructions).	**4**		
5 Net value of non-exempt-use assets (subtract line 4 from line 3)	**5**		
6 Multiply line 5 by 0.035.	**6**		
7 Recoveries of prior-year distributions	**7**		
8 **Minimum Asset Amount** (add line 7 to line 6)	**8**		

Section C – Distributable Amount			Current Year
1 Adjusted net income for prior year (from Section A, line 8, column A)	**1**		
2 Enter 0.85 of line 1.	**2**		
3 Minimum asset amount for prior year (from Section B, line 8, column A)	**3**		
4 Enter greater of line 2 or line 3.	**4**		
5 Income tax imposed in prior year	**5**		
6 **Distributable Amount.** Subtract line 5 from line 4, unless subject to emergency temporary reduction (see instructions).	**6**		

7 ☐ Check here if the current year is the organization's first as a non-functionally integrated Type III supporting organization (see instructions).

Part V **Type III Non-Functionally Integrated 509(a)(3) Supporting Organizations** *(continued)*

Section D – Distributions			Current Year
1	Amounts paid to supported organizations to accomplish exempt purposes	1	
2	Amounts paid to perform activity that directly furthers exempt purposes of supported organizations, in excess of income from activity	2	
3	Administrative expenses paid to accomplish exempt purposes of supported organizations	3	
4	Amounts paid to acquire exempt-use assets	4	
5	Qualified set-aside amounts (prior IRS approval required—*provide details in Part VI*)	5	
6	Other distributions (*describe in Part VI*). See instructions.	6	
7	**Total annual distributions.** Add lines 1 through 6.	7	
8	Distributions to attentive supported organizations to which the organization is responsive (*provide details in Part VI*). See instructions.	8	
9	Distributable amount for 2024 from Section C, line 6	9	
10	Line 8 amount divided by line 9 amount	10	

Section E – Distribution Allocations (see instructions)		(i) Excess Distributions	(ii) Underdistributions Pre-2024	(iii) Distributable Amount for 2024
1	Distributable amount for 2024 from Section C, line 6			
2	Underdistributions, if any, for years prior to 2024 (reasonable cause required–*explain in Part VI*). See instructions.			
3	Excess distributions carryover, if any, to 2024			
a	From 2019			
b	From 2020			
c	From 2021			
d	From 2022			
e	From 2023			
f	**Total** of lines 3a through 3e			
g	Applied to underdistributions of prior years			
h	Applied to 2024 distributable amount			
i	Carryover from 2019 not applied (see instructions)			
j	Remainder. Subtract lines 3g, 3h, and 3i from line 3f.			
4	Distributions for 2024 from Section D, line 7: $			
a	Applied to underdistributions of prior years			
b	Applied to 2024 distributable amount			
c	Remainder. Subtract lines 4a and 4b from line 4.			
5	Remaining underdistributions for years prior to 2024, if any. Subtract lines 3g and 4a from line 2. For result greater than zero, *explain in Part VI.* See instructions.			
6	Remaining underdistributions for 2024. Subtract lines 3h and 4b from line 1. For result greater than zero, *explain in Part VI.* See instructions.			
7	**Excess distributions carryover to 2025.** Add lines 3j and 4c.			
8	Breakdown of line 7:			
a	Excess from 2020			
b	Excess from 2021			
c	Excess from 2022			
d	Excess from 2023			
e	Excess from 2024			

Part VI **Supplemental Information.** Provide the explanations required by Part II, line 10; Part II, line 17a or 17b; Part III, line 12; Part IV, Section A, lines 1, 2, 3b, 3c, 4b, 4c, 5a, 6, 9a, 9b, 9c, 11a, 11b, and 11c; Part IV, Section B, lines 1 and 2; Part IV, Section C, line 1; Part IV, Section D, lines 2 and 3; Part IV, Section E, lines 1c, 2a, 2b, 3a, and 3b; Part V, line 1; Part V, Section B, line 1e; Part V, Section D, lines 5, 6, and 8; and Part V, Section E, lines 2, 5, and 6. Also complete this part for any additional information. (See instructions.)

SCHEDULE D (Form 990) (Rev. December 2024)
Department of the Treasury
Internal Revenue Service

Supplemental Financial Statements

Complete if the organization answered "Yes" on Form 990, Part IV, line 6, 7, 8, 9, 10, 11a, 11b, 11c, 11d, 11e, 11f, 12a, or 12b.
Attach to Form 990.
Go to *www.irs.gov/Form990* for instructions and the latest information.

OMB No. 1545-0047

Open to Public Inspection

Name of the organization

MITCHELL PREHISTORIC INDIAN VILLAGE

Employer identification number

[redacted]

Part I Organizations Maintaining Donor Advised Funds or Other Similar Funds or Accounts

Complete if the organization answered "Yes" on Form 990, Part IV, line 6.

		(a) Donor advised funds	(b) Funds and other accounts
1	Total number at end of year		
2	Aggregate value of contributions to (during year)		
3	Aggregate value of grants from (during year)		
4	Aggregate value at end of year		

5 Did the organization inform all donors and donor advisors in writing that the assets held in donor advised funds are the organization's property, subject to the organization's exclusive legal control? ☐ Yes ☐ No

6 Did the organization inform all grantees, donors, and donor advisors in writing that grant funds can be used only for charitable purposes and not for the benefit of the donor or donor advisor, or for any other purpose conferring impermissible private benefit? ☐ Yes ☐ No

Part II Conservation Easements

Complete if the organization answered "Yes" on Form 990, Part IV, line 7.

1 Purpose(s) of conservation easements held by the organization (check all that apply).

☐ Preservation of land for public use (for example, recreation or education)
☐ Preservation of a historically important land area
☐ Protection of natural habitat
☐ Preservation of a certified historic structure
☐ Preservation of open space

2 Complete lines 2a through 2d if the organization held a qualified conservation contribution in the form of a conservation easement on the last day of the tax year.

		Held at the End of the Tax Year
a	Total number of conservation easements	2a
b	Total acreage restricted by conservation easements	2b
c	Number of conservation easements on a certified historic structure included on line 2a	2c
d	Number of conservation easements included on line 2c acquired after July 25, 2006, and not on a historic structure listed in the National Register	2d

3 Number of conservation easements modified, transferred, released, extinguished, or terminated by the organization during the tax year

4 Number of states where property subject to conservation easement is located

5 Does the organization have a written policy regarding the periodic monitoring, inspection, handling of violations, and enforcement of the conservation easements it holds? ☐ Yes ☐ No

6 Staff and volunteer hours devoted to monitoring, inspecting, handling of violations, and enforcing conversation easements during the year

7 Amount of expenses incurred in monitoring, inspecting, handling of violations, and enforcing conservation easements during the year $

8 Does each conservation easement reported on line 2d above satisfy the requirements of section 170(h)(4)(B)(i) and section 170(h)(4)(B)(ii)? ☐ Yes ☐ No

9 In Part XIII, describe how the organization reports conservation easements in its revenue and expense statement and balance sheet, and include, if applicable, the text of the footnote to the organization's financial statements that describes the organization's accounting for conservation easements.

Part III Organizations Maintaining Collections of Art, Historical Treasures, or Other Similar Assets

Complete if the organization answered "Yes" on Form 990, Part IV, line 8.

1a If the organization elected, as permitted under FASB ASC 958, not to report in its revenue statement and balance sheet works of art, historical treasures, or other similar assets held for public exhibition, education, or research in furtherance of public service, provide in Part XIII the text of the footnote to its financial statements that describes these items.

b If the organization elected, as permitted under FASB ASC 958, to report in its revenue statement and balance sheet works of art, historical treasures, or other similar assets held for public exhibition, education, or research in furtherance of public service, provide the following amounts relating to these items.

(i) Revenue included on Form 990, Part VIII, line 1 $

(ii) Assets included in Form 990, Part X $

2 If the organization received or held works of art, historical treasures, or other similar assets for financial gain, provide the following amounts required to be reported under FASB ASC 958 relating to these items.

a Revenue included on Form 990, Part VIII, line 1 $

b Assets included in Form 990, Part X $

Part III Organizations Maintaining Collections of Art, Historical Treasures, or Other Similar Assets *(continued)*

3 Using the organization's acquisition, accession, and other records, check any of the following that make significant use of its collection items (check all that apply).

- **a** ☐ Public exhibition
- **b** ☐ Scholarly research
- **c** ☐ Preservation for future generations
- **d** ☐ Loan or exchange program
- **e** ☐ Other

4 Provide a description of the organization's collections and explain how they further the organization's exempt purpose in Part XIII.

5 During the year, did the organization solicit or receive donations of art, historical treasures, or other similar assets to be sold to raise funds rather than to be maintained as part of the organization's collection? ☐ **Yes** ☐ **No**

Part IV Escrow and Custodial Arrangements

Complete if the organization answered "Yes" on Form 990, Part IV, line 9, or reported an amount on Form 990, Part X, line 21.

1a Is the organization an agent, trustee, custodian or other intermediary for contributions or other assets not included on Form 990, Part X? ☐ **Yes** ☐ **No**

b If "Yes," explain the arrangement in Part XIII and complete the following table.

		Amount
c Beginning balance	**1c**	
d Additions during the year	**1d**	
e Distributions during the year	**1e**	
f Ending balance	**1f**	

2a Did the organization include an amount on Form 990, Part X, line 21, for escrow or custodial account liability? ☐ **Yes** ☐ **No**

b If "Yes," explain the arrangement in Part XIII. Check here if the explanation has been provided in Part XIII ☐

Part V Endowment Funds

Complete if the organization answered "Yes" on Form 990, Part IV, line 10.

	(a) Current year	(b) Prior year	(c) Two years back	(d) Three years back	(e) Four years back
1a Beginning of year balance					
b Contributions					
c Net investment earnings, gains, and losses					
d Grants or scholarships					
e Other expenditures for facilities and programs					
f Administrative expenses					
g End of year balance					

2 Provide the estimated percentage of the current year end balance (line 1g, column (a)) held as:

- **a** Board designated or quasi-endowment ____ %
- **b** Permanent endowment ____ %
- **c** Term endowment ____ %

The percentages on lines 2a, 2b, and 2c should equal 100%.

3a Are there endowment funds not in the possession of the organization that are held and administered for the organization by:

		Yes	No
(i) Unrelated organizations?	**3a(i)**		
(ii) Related organizations?	**3a(ii)**		
b If "Yes" on line 3a(ii), are the related organizations listed as required on Schedule R?	**3b**		

4 Describe in Part XIII the intended uses of the organization's endowment funds.

Part VI Land, Buildings, and Equipment

Complete if the organization answered "Yes" on Form 990, Part IV, line 11a. See Form 990, Part X, line 10.

Description of property	(a) Cost or other basis (investment)	(b) Cost or other basis (other)	(c) Accumulated depreciation	(d) Book value
1a Land		5,497		5,497
b Buildings		2,341,009	1,611,415	729,594
c Leasehold improvements		179,088	178,913	175
d Equipment		161,327	157,881	3,446
e Other		396,174	179,197	216,977
Total. Add lines 1a through 1e. *(Column (d) must equal Form 990, Part X, line 10c, column (B))*				955,689

Part VII Investments – Other Securities

Complete if the organization answered "Yes" on Form 990, Part IV, line 11b. See Form 990, Part X, line 12.

(a) Description of security or category (including name of security)	(b) Book value	(c) Method of valuation: Cost or end-of-year market value
(1) Financial derivatives		
(2) Closely held equity interests		
(3) Other		
(A)		
(B)		
(C)		
(D)		
(E)		
(F)		
(G)		
(H)		
Total. *(Column (b) must equal Form 990, Part X, line 12, col. (B))*		

Part VIII Investments – Program Related

Complete if the organization answered "Yes" on Form 990, Part IV, line 11c. See Form 990, Part X, line 13.

(a) Description of investment	(b) Book value	(c) Method of valuation: Cost or end-of-year market value
(1)		
(2)		
(3)		
(4)		
(5)		
(6)		
(7)		
(8)		
(9)		
Total. *(Column (b) must equal Form 990, Part X, line 13, col. (B))*		

Part IX Other Assets

Complete if the organization answered "Yes" on Form 990, Part IV, line 11d. See Form 990, Part X, line 15.

(a) Description	(b) Book value
(1)	
(2)	
(3)	
(4)	
(5)	
(6)	
(7)	
(8)	
(9)	
Total. *(Column (b) must equal Form 990, Part X, line 15, col. (B))*	

Part X Other Liabilities

Complete if the organization answered "Yes" on Form 990, Part IV, line 11e or 11f. See Form 990, Part X, line 25.

1. (a) Description of liability	(b) Book value
(1) Federal income taxes	
(2)	
(3)	
(4)	
(5)	
(6)	
(7)	
(8)	
(9)	
Total. *(Column (b) must equal Form 990, Part X, line 25, col. (B))*	

2. Liability for uncertain tax positions. In Part XIII, provide the text of the footnote to the organization's financial statements that reports the organization's liability for uncertain tax positions under FASB ASC 740. Check here if the text of the footnote has been provided in Part XIII ☐

Part XI Reconciliation of Revenue per Audited Financial Statements With Revenue per Return

Complete if the organization answered "Yes" on Form 990, Part IV, line 12a.

1	Total revenue, gains, and other support per audited financial statements			1	
2	Amounts included on line 1 but not on Form 990, Part VIII, line 12:				
a	Net unrealized gains (losses) on investments	2a			
b	Donated services and use of facilities	2b			
c	Recoveries of prior year grants	2c			
d	Other (Describe in Part XIII.)	2d			
e	Add lines 2a through 2d			2e	
3	Subtract line 2e from line 1			3	
4	Amounts included on Form 990, Part VIII, line 12, but not on line 1:				
a	Investment expenses not included on Form 990, Part VIII, line 7b	4a			
b	Other (Describe in Part XIII.)	4b			
c	Add lines 4a and 4b			4c	
5	Total revenue. Add lines 3 and 4c. *(This must equal Form 990, Part I, line 12.)*			5	

Part XII Reconciliation of Expenses per Audited Financial Statements With Expenses per Return

Complete if the organization answered "Yes" on Form 990, Part IV, line 12a.

1	Total expenses and losses per audited financial statements			1	
2	Amounts included on line 1 but not on Form 990, Part IX, line 25:				
a	Donated services and use of facilities	2a			
b	Prior year adjustments	2b			
c	Other losses	2c			
d	Other (Describe in Part XIII.)	2d			
e	Add lines 2a through 2d			2e	
3	Subtract line 2e from line 1			3	
4	Amounts included on Form 990, Part IX, line 25, but not on line 1:				
a	Investment expenses not included on Form 990, Part VIII, line 7b	4a			
b	Other (Describe in Part XIII.)	4b			
c	Add lines 4a and 4b			4c	
5	Total expenses. Add lines 3 and 4c. *(This must equal Form 990, Part I, line 18.)*			5	

Part XIII Supplemental Information

Provide the descriptions required for Part II, lines 3, 5, and 9; Part III, lines 1a and 4; Part IV, lines 1b and 2b; Part V, line 4; Part X, line 2; Part XI, lines 2d and 4b; and Part XII, lines 2d and 4b. Also complete this part to provide any additional information.

Part XIII Supplemental Information *(continued)*

SCHEDULE O (Form 990)
(Rev. December 2024)

Department of the Treasury
Internal Revenue Service

Supplemental Information to Form 990 or 990-EZ

Complete to provide information for responses to specific questions on Form 990 or 990-EZ or to provide any additional information.

Attach to Form 990 or Form 990-EZ.

Go to *www.irs.gov/Form990* for instructions and the latest information.

OMB No. 1545-0047

Open to Public Inspection

Name of the organization

MITCHELL PREHISTORIC INDIAN VILLAGE

Employer identification number

[redacted]

FORM 990, PART VI, LINE 11B - ORGANIZATION'S PROCESS TO REVIEW FORM 990 RETURN PROVIDED TO THE EXECUTIVE DIRECTOR FOR HER REVIEW AND THE FOR THE APPROVAL OF THE BOARD,

FORM 990, PART VI, LINE 19 - GOVERNING DOCUMENTS DISCLOSURE EXPLANATION GOVERNING DOCUMENTS ARE MADE AVAILABLE TO THE PUBLIC UPON REQUEST

Form **4562**

Department of the Treasury
Internal Revenue Service

Depreciation and Amortization

(Including Information on Listed Property)

Attach to your tax return.

Go to *www.irs.gov/Form4562* for instructions and the latest information.

OMB No. 1545-0172

2024

Attachment Sequence No. **179**

Name(s) shown on return

MITCHELL PREHISTORIC INDIAN VILLAGE

Identifying number [redacted]

Business or activity to which this form relates

INDIRECT DEPRECIATION

Part I Election To Expense Certain Property Under Section 179

Note: If you have any listed property, complete Part V before you complete Part I.

1	Maximum amount (see instructions)	1	1,220,000
2	Total cost of section 179 property placed in service (see instructions)	2	
3	Threshold cost of section 179 property before reduction in limitation (see instructions)	3	3,050,000
4	Reduction in limitation. Subtract line 3 from line 2. If zero or less, enter -0-	4	
5	Dollar limitation for tax year. Subtract line 4 from line 1. If zero or less, enter -0-. If married filing separately, see instructions	5	

6	(a) Description of property	(b) Cost (business use only)	(c) Elected cost

7	Listed property. Enter the amount from line 29	7		
8	Total elected cost of section 179 property. Add amounts in column (c), lines 6 and 7		8	
9	Tentative deduction. Enter the **smaller** of line 5 or line 8		9	
10	Carryover of disallowed deduction from line 13 of your 2023 Form 4562		10	
11	Business income limitation. Enter the smaller of business income (not less than zero) or line 5. See instructions		11	
12	Section 179 expense deduction. Add lines 9 and 10, but don't enter more than line 11		12	
13	Carryover of disallowed deduction to 2025. Add lines 9 and 10, less line 12	13		

Note: Don't use Part II or Part III below for listed property. Instead, use Part V.

Part II Special Depreciation Allowance and Other Depreciation (Don't include listed property. See instructions.)

14	Special depreciation allowance for qualified property (other than listed property) placed in service during the tax year. See instructions	14	
15	Property subject to section 168(f)(1) election	15	
16	Other depreciation (including ACRS)	16	235

Part III MACRS Depreciation (Don't include listed property. See instructions.)

Section A

17	MACRS deductions for assets placed in service in tax years beginning before 2024	17	72,722
18	If you are electing to group any assets placed in service during the tax year into one or more general asset accounts, check here ☐		

Section B—Assets Placed in Service During 2024 Tax Year Using the General Depreciation System

	(a) Classification of property	(b) Month and year placed in service	(c) Basis for depreciation (business/investment use only–see instructions)	(d) Recovery period	(e) Convention	(f) Method	(g) Depreciation deduction
19a	3-year property						
b	5-year property						
c	7-year property						
d	10-year property						
e	15-year property						
f	20-year property						
g	25-year property			25 yrs.		S/L	
h	Residential rental property			27.5 yrs.	MM	S/L	
				27.5 yrs.	MM	S/L	
i	Nonresidential real property			39 yrs.	MM	S/L	
					MM	S/L	

Section C—Assets Placed in Service During 2024 Tax Year Using the Alternative Depreciation System

20a	Class life					S/L	
b	12-year			12 yrs.		S/L	
c	30-year			30 yrs.	MM	S/L	
d	40-year			40 yrs.	MM	S/L	

Part IV Summary (See instructions.)

21	Listed property. Enter amount from line 28	21	
22	**Total.** Add amounts from line 12, lines 14 through 17, lines 19 and 20 in column (g), and line 21. Enter here and on the appropriate lines of your return. Partnerships and S corporations—see instructions	22	72,957
23	For assets shown above and placed in service during the current year, enter the portion of the basis attributable to section 263A costs	23	

For Paperwork Reduction Act Notice, see separate instructions.

DAA

THERE ARE NO AMOUNTS FOR PAGE 2

Tax Depreciation

Asset	Property Description	Date Acquired	d t	Tax-Meth Conv	Tax Period	Tax Cost	Tax Sec 179 Exp	Tax Bonus Amt	Tax Prior Depreciation	Tax Current Depreciation	Tax End Depr	Tax Adj Basis
Group: ARCHEODOME BUILDING												
1	ARCHEODOME BUILDING	7/01/98		S/L-MM	40.0000	2,120,654	0	0	1,352,041	53,016	1,405,057	715,597
12	COMPRESSOR	8/14/07		200DBHY	7.0	3,565	0	0	3,565	0	3,565	0
24	SITE ENHANCEMENTS	6/30/17		200DBMQ	7.0	508	0	0	491	17	508	0
25	GEOTHERMAL UNIT	5/15/18		200DBHY	5.0	7,608	0	0	7,608	0	7,608	0
	ARCHEODOME BUILDING					2,132,335	0	0	1,363,705	53,033	1,416,738	715,597
Group: ARCHEODOME EXHIBITS												
13	ARCHEODOME EXHIBITS	9/14/09		S/L-MO	7.00	16,245	0	0	0	0	0	16,245
16	AUGUSTANA ARCHEOLOGY LAB	2/27/13		S/L-HY	7.0	4,000	0	2,000	4,000	0	4,000	0
22	TECH UPGRADES	10/10/17		S/L-MQ	7.0	12,966	0	0	11,346	1,620	12,966	0
	ARCHEODOME EXHIBITS					33,211	0	2,000	15,346	1,620	16,966	16,245
Group: ARCHEODOME FURNISHINGS												
2	ARCHEODOME FURNISHINGS	3/01/00		S/L-HY	7.0000	17,183	0	0	17,183	0	17,183	0
	ARCHEODOME FURNISHINGS					17,183	0	0	17,183	0	17,183	0
Group: COMPUTERS & SOFTWARE												
10	COMPUTERS AND SOFTWARE	12/31/00		S/L-HY	5.0000	118,315	0	0	117,598	0	117,598	717
17	ON CELL AUDIO	4/11/13		S/L-HY	5.0	1,700	0	850	1,700	0	1,700	0
	COMPUTERS & SOFTWARE					120,015	0	850	119,298	0	119,298	717
Group: EQUIPMENT												
3	EQUIPMENT	12/31/03		S/L-HY	7.0000	23,786	0	0	22,255	0	22,255	1,531
14	TEMPORARY PANEL	7/22/09		200DBHY	7.0	1,411	0	705	1,411	0	1,411	0
15	RIDING LAWN MOWER	4/25/11		S/L-HY	7.0	1,015	0	0	1,015	0	1,015	0
27	SIX PASSENGER CART	8/13/21		200DBHY	7.0	3,834	0	0	2,157	479	2,636	1,198
	EQUIPMENT					30,046	0	705	26,838	479	27,317	2,729
Group: FURNITURE AND EQUIPMENT												
19	RETAIL DISPLAYS	10/05/15		S/L-HY	7.0	4,000	0	0	4,000	0	4,000	0
	FURNITURE AND EQUIPMENT					4,000	0	0	4,000	0	4,000	0
Group: GARAGE												
4	GARAGE	7/01/87		S/L-HY	10.0000	3,000	0	0	3,000	0	3,000	0
	GARAGE					3,000	0	0	3,000	0	3,000	0
Group: GIFT SHOP RENOVATION												
5	GIFT SHOP RENOVATION	4/01/00		S/L-MO	40.00	4,740	0	0	4,447	118	4,565	175
	GIFT SHOP RENOVATION					4,740	0	0	4,447	118	4,565	175

Asset	Property Description	Date Acquired	d t	Tax-Meth Conv	Tax Period	Tax Cost	Tax Sec 179 Exp	Tax Bonus Amt	Tax Prior Depreciation	Tax Current Depreciation	Tax End Depr	Tax Adj Basis
Group: HANSON COUNTY PROPERTY												
6	HANSON COUNTY PROPERTY	1/01/00		--	0.00	5,497	0	0	0	0	0	5,497
	HANSON COUNTY PROPERTY					5,497	0	0	0	0	0	5,497
Group: MUSEUM BUILDING												
7	MUSEUM BUILDING	1/01/82		S/L-MO	40.00	183,500	0	0	183,500	0	183,500	0
18	BOEHEN MUSEUM RENOVATION	9/29/14		S/L-MO	40.00	4,670	0	0	1,080	117	1,197	3,473
20	BOEHNEN MUSEUM REMODEL	5/06/15		S/L-HY	15.0	185,721	0	0	103,299	12,381	115,680	70,041
26	BOEHNEN MUSEUM REMODEL	12/01/20		S/L-MQ	15.0	12,578	0	0	2,620	839	3,459	9,119
	MUSEUM BUILDING					386,469	0	0	290,499	13,337	303,836	82,633
Group: MUSEUM EXHIBITS												
8	MUSEUM EXHIBITS	1/01/82		S/L-MO	40.00	106,701	0	0	0	0	0	106,701
	MUSEUM EXHIBITS					106,701	0	0	0	0	0	106,701
Group: SITE ENHANCEMENTS												
9	SITE ENHANCEMENTS	12/31/99		S/L-MO	15.00	169,212	0	0	169,212	0	169,212	0
11	SIGNS	5/01/05		S/L-HY	15.0000	5,136	0	0	5,136	0	5,136	0
21	SEWER PROJECT	2/06/15		S/L-HY	15.0	55,954	0	0	31,707	3,730	35,437	20,517
23	SITE ENHANCEMENTS	8/18/17		S/L-MQ	15.0	9,596	0	0	4,078	640	4,718	4,878
	SITE ENHANCEMENTS					239,898	0	0	210,133	4,370	214,503	25,395
	Grand Total					3,083,095	0	3,555	2,054,449	72,957	2,127,406	955,689

Asset	Property Description	Date Acquired	d t	AMT Method	AMT Period	AMT Cost	AMT Sec 179 Exp	AMT Prior Depreciation	AMT Curr Depreciation	AMT End Depr
Group: ARCHEODOME BUILDING										
1	ARCHEODOME BUILDING	7/01/98			0.0	0	0	0	0	0
12	COMPRESSOR	8/14/07			0.0	0	0	0	0	0
24	SITE ENHANCEMENTS	6/30/17			0.0	0	0	0	0	0
25	GEOTHERMAL UNIT	5/15/18			0.0	0	0	0	0	0
	ARCHEODOME BUILDING					0	0	0	0	0
Group: ARCHEODOME EXHIBITS										
13	ARCHEODOME EXHIBITS	9/14/09			0.0	0	0	0	0	0
16	AUGUSTANA ARCHEOLOGY LAB	2/27/13			0.0	0	0	0	0	0
22	TECH UPGRADES	10/10/17		S/L	7.0	12,966	0	0	232	232
	ARCHEODOME EXHIBITS					12,966	0	0	232	232
Group: ARCHEODOME FURNISHINGS										
2	ARCHEODOME FURNISHINGS	3/01/00			0.0	0	0	0	0	0
	ARCHEODOME FURNISHINGS					0	0	0	0	0
Group: COMPUTERS & SOFTWARE										
10	COMPUTERS AND SOFTWARE	12/31/00			0.0	0	0	0	0	0
17	ON CELL AUDIO	4/11/13			0.0	0	0	0	0	0
	COMPUTERS & SOFTWARE					0	0	0	0	0
Group: EQUIPMENT										
3	EQUIPMENT	12/31/03			0.0	0	0	0	0	0
14	TEMPORARY PANEL	7/22/09			0.0	0	0	0	0	0
15	RIDING LAWN MOWER	4/25/11			0.0	0	0	0	0	0
27	SIX PASSENGER CART	8/13/21			0.0	0	0	0	0	0
	EQUIPMENT					0	0	0	0	0
Group: FURNITURE AND EQUIPMENT										
19	RETAIL DISPLAYS	10/05/15		S/L	7.0000	4,000	0	0	286	286
	FURNITURE AND EQUIPMENT					4,000	0	0	286	286
Group: GARAGE										
4	GARAGE	7/01/87			0.0	0	0	0	0	0
	GARAGE					0	0	0	0	0
Group: GIFT SHOP RENOVATION										
5	GIFT SHOP RENOVATION	4/01/00			0.0	0	0	0	0	0
	GIFT SHOP RENOVATION					0	0	0	0	0
Group: HANSON COUNTY PROPERTY										
6	HANSON COUNTY PROPERTY	1/01/00			0.0	0	0	0	0	0
	HANSON COUNTY PROPERTY					0	0	0	0	0
Group: MUSEUM BUILDING										
7	MUSEUM BUILDING	1/01/82			0.0	0	0	0	0	0
18	BOEHEN MUSEUM RENOVATION	9/29/14			0.0	0	0	0	0	0
20	BOEHNEN MUSEUM REMODEL	5/06/15		S/L	15.0000	127,425	0	0	4,247	4,247
26	BOEHNEN MUSEUM REMODEL	12/01/20			0.0	0	0	0	0	0
	MUSEUM BUILDING					127,425	0	0	4,247	4,247
Group: MUSEUM EXHIBITS										
8	MUSEUM EXHIBITS	1/01/82			0.0	0	0	0	0	0
	MUSEUM EXHIBITS					0	0	0	0	0

AMT Depreciation

Asset	Property Description	Date Acquired	d t	AMT Method	AMT Period	AMT Cost	AMT Sec 179 Exp	AMT Prior Depreciation	AMT Curr Depreciation	AMT End Depr
Group: SITE ENHANCEMENTS										
9	SITE ENHANCEMENTS	12/31/99			0.0	0	0	0	0	0
11	SIGNS	5/01/05			0.0	0	0	0	0	0
21	SEWER PROJECT	2/06/15		S/L	15.0000	55,954	0	0	1,865	1,865
23	SITE ENHANCEMENTS	8/18/17			0.0	0	0	0	0	0
		SITE ENHANCEMENTS				55,954	0	0	1,865	1,865
		Grand Total				200,345	0	0	6,630	6,630

Tax Future Depreciation FYE: 12/31/25

Asset	Property Description	Date In Service	Tax Cost	Tax Sec 179 Exp	Tax Salvage Value	Tax Prior Depreciation	Tax Current Depreciation	Tax End Depr	Tax Net Book Value	Tax Method	Tax Period
Group: ARCHEODOME BUILDING											
1	ARCHEODOME BUILDING	7/01/98	2,120,654	0	0	1,405,057	53,017	1,458,074	662,580	S/L	40.0000
12	COMPRESSOR	8/14/07	3,565	0	0	3,565	0	3,565	0	200DB	7.0
24	SITE ENHANCEMENTS	6/30/17	508	0	0	508	0	508	0	200DB	7.0
25	GEOTHERMAL UNIT	5/15/18	7,608	0	0	7,608	0	7,608	0	200DB	5.0
	ARCHEODOME BUILDING		2,132,335	0	0	1,416,738	53,017	1,469,755	662,580		
Group: ARCHEODOME EXHIBITS											
13	ARCHEODOME EXHIBITS	9/14/09	16,245	0	16,245	0	0	0	16,245	S/L	7.00
16	AUGUSTANA ARCHEOLOGY LA	2/27/13	4,000	0	0	4,000	0	4,000	0	S/L	7.0
22	TECH UPGRADES	10/10/17	12,966	0	0	12,966	0	12,966	0	S/L	7.0
	ARCHEODOME EXHIBITS		33,211	0	16,245	16,966	0	16,966	16,245		
Group: ARCHEODOME FURNISHINGS											
2	ARCHEODOME FURNISHINGS	3/01/00	17,183	0	0	17,183	0	17,183	0	S/L	7.0000
	ARCHEODOME FURNISHINGS		17,183	0	0	17,183	0	17,183	0		
Group: COMPUTERS & SOFTWARE											
10	COMPUTERS AND SOFTWARE	12/31/00	118,315	0	0	117,598	0	117,598	717	S/L	5.0000
17	ON CELL AUDIO	4/11/13	1,700	0	0	1,700	0	1,700	0	S/L	5.0
	COMPUTERS & SOFTWARE		120,015	0	0	119,298	0	119,298	717		
Group: EQUIPMENT											
3	EQUIPMENT	12/31/01	23,786	0	0	22,255	0	22,255	1,531	S/L	7.0000
14	TEMPORARY PANEL	7/22/09	1,411	0	0	1,411	0	1,411	0	200DB	7.0
15	RIDING LAWN MOWER	4/25/11	1,015	0	0	1,015	0	1,015	0	S/L	7.0
27	SIX PASSENGER CART	8/13/21	3,834	0	0	2,636	343	2,979	855	200DB	7.0
	EQUIPMENT		30,046	0	0	27,317	343	27,660	2,386		
Group: FURNITURE AND EQUIPMENT											
19	RETAIL DISPLAYS	10/05/15	4,000	0	0	4,000	0	4,000	0	S/L	7.0
	FURNITURE AND EQUIPMENT		4,000	0	0	4,000	0	4,000	0		
Group: GARAGE											
4	GARAGE	7/01/87	3,000	0	0	3,000	0	3,000	0	S/L	10.0000
	GARAGE		3,000	0	0	3,000	0	3,000	0		

Tax Future Depreciation FYE: 12/31/25

Asset	Property Description	Date In Service	Tax Cost	Tax Sec 179 Exp	Tax Salvage Value	Tax Prior Depreciation	Tax Current Depreciation	Tax End Depr	Tax Net Book Value	Tax Method	Tax Period
Group: GIFT SHOP RENOVATION											
5	GIFT SHOP RENOVATION	4/01/00	4,740	0	0	4,565	119	4,684	56	S/L	40.00
	GIFT SHOP RENOVATION		4,740	0	0	4,565	119	4,684	56		
Group: HANSON COUNTY PROPERTY											
6	HANSON COUNTY PROPERTY	1/01/00	5,497	0	0	0	0	0	5,497	Land	0.00
	HANSON COUNTY PROPERTY		5,497	0	0	0	0	0	5,497		
Group: MUSEUM BUILDING											
7	MUSEUM BUILDING	1/01/82	183,500	0	0	183,500	0	183,500	0	S/L	40.00
18	BOEHEN MUSEUM RENOVATIC	9/29/14	4,670	0	0	1,197	116	1,313	3,357	S/L	40.00
20	BOEHNEN MUSEUM REMODEL	5/06/15	185,721	0	0	115,680	12,382	128,062	57,659	S/L	15.0
26	BOEHNEN MUSEUM REMODEL	12/01/20	12,578	0	0	3,459	838	4,297	8,281	S/L	15.0
	MUSEUM BUILDING		386,469	0	0	303,836	13,336	317,172	69,297		
Group: MUSEUM EXHIBITS											
8	MUSEUM EXHIBITS	1/01/82	106,701	0	106,701	0	0	0	106,701	S/L	40.00
	MUSEUM EXHIBITS		106,701	0	106,701	0	0	0	106,701		
Group: SITE ENHANCEMENTS											
9	SITE ENHANCEMENTS	12/31/01	169,212	0	0	169,212	0	169,212	0	S/L	15.00
11	SIGNS	5/01/05	5,136	0	0	5,136	0	5,136	0	S/L	15.0000
21	SEWER PROJECT	2/06/15	55,954	0	0	35,437	3,731	39,168	16,786	S/L	15.0
23	SITE ENHANCEMENTS	8/18/17	9,596	0	0	4,718	639	5,357	4,239	S/L	15.0
	SITE ENHANCEMENTS		239,898	0	0	214,503	4,370	218,873	21,025		
	Grand Total		3,083,095	0	122,946	2,127,406	71,185	2,198,591	884,504		

Student Support Services
Office of Indian Education Anna Brokenleg, Supervisor
[redacted]

January 20, 2026

To Whom It May Concern,

On behalf of the SFSD Office of Indian Education, we are pleased to offer this letter of support for the Mitchell Prehistoric Indigenous Archaeological Site & Museum. Over the past two years, our program has brought approximately 180 Native American 8th grade students to the site as part of their OSO curriculum, and the experience has had a meaningful and lasting impact on student learning.

Students consistently demonstrate increased engagement and a deeper sense of connection to Indigenous history and culture during and after their visit. Experiencing the site firsthand allows students to see history reflected in place, story, and landscape, fostering pride, curiosity, and a stronger understanding of their cultural heritage.

Learning about Plains Village life, particularly traditional food systems, agriculture, and approaches to food security, helped students better understand concepts of sustainability, resilience, and community-based knowledge passed down through generations. These lessons resonate strongly with students, as they connect historical practices to present-day conversations about environmental stewardship and food sovereignty.

We also observed the powerful impact of presenting Indigenous history through a village-centered, lived-experience lens rather than a textbook narrative. Students gained a more holistic and hands-on understanding of Indigenous life as dynamic, innovative, and community-driven, rather than distant or abstract. This approach supports culturally responsive education and affirms Indigenous ways of knowing.

The Mitchell Prehistoric Indigenous Archaeological Site & Museum is an invaluable educational resource, and we strongly support its continued work in preserving and sharing Indigenous history in meaningful, student-centered ways.

Sincerely,

Anna Brokenleg
Supervisor for the SFSD Office of Indian Education

Report on the 2026 Mitchell City Subsidy Funding for the Mitchell Prehistoric Archaeological Site

Christian New, Executive Director

June 2026

The Mitchell Indigenous Archaeological Site & Museum is entering its 48th year of partnership with the City of Mitchell in preserving, protecting, and interpreting this National Historic Landmark. As the only active archaeological excavation open to the public in South Dakota, the Mitchell Site provides an educational and cultural experience that cannot be found elsewhere in the state. Our success as an institution is closely connected to the success of Mitchell as a destination for education, tourism, research, and cultural engagement.

The $25,000 in subsidy funding provided by the City for 2026 has helped us make substantial progress toward the objectives outlined in our application. Those objectives focused primarily on continuing free school tours, expanding educational access for underserved communities, improving interpretive resources within the Archeodome, and using technology to preserve and make accessible the enormous archaeological record generated through decades of excavation at the Mitchell Site.

Although the 2026 calendar year is still underway, the results to date demonstrate considerable progress. The City's investment has allowed us to serve more than 1,000 students through July, increase Indigenous student participation, maintain exceptionally strong educator satisfaction, develop new interpretive resources, and begin constructing the technological and archival foundation for a comprehensive archaeological research database.

Free School Tours and Educational Access

The most important public service supported by the City subsidy continues to be our policy of providing school tours at absolutely no cost to participating schools, teachers, or students.

School participation has increased substantially during the past three years:

- In 2024, we provided free educational tours to **958 students**.
- In 2025, that number increased to **1,408 students**, an increase of approximately 47%.
- Through July 2026, we have already provided free tours to **1,011 students**.

Based on existing fall reservations and anticipated bookings, we expect to serve an additional 500 to 600 students before the end of 2026. This would bring our projected annual total to approximately **1,511 to 1,611 students**.

If those projections are realized, 2026 school participation will increase by approximately 7% to 14% over the already substantial 2025 total. It would also represent an increase of approximately 58% to 68% compared with 2024.

These figures demonstrate that the school-tour program has not experienced a single temporary increase. It has developed into a consistently expanding regional educational service. The City subsidy has given us the capacity to maintain free admission while accommodating larger

groups, expanding outreach, providing guided interpretation, preparing educational materials, and dedicating staff time to tours that do not generate admission revenue.

This policy is particularly important for rural schools, tribal and Indigenous educational programs, and districts operating with limited transportation and field-trip budgets. Admission fees that may appear relatively modest on an individual level can become a significant barrier when multiplied across an entire classroom or grade level. By removing those fees, the City subsidy allows schools to direct their limited resources toward transportation and other necessary expenses.

The benefits of this commitment are especially apparent in the growth of Indigenous student participation:

- In 2024, we served **91 Indigenous students**.
- In 2025, we served **389 Indigenous students**.
- Through July 2026, we have already served **318 Indigenous students**.

We expect to serve close to **500 Indigenous students** by the end of 2026. This would represent an increase of approximately 29% over 2025 and more than five times the number served in 2024.

Indigenous students currently account for nearly one-third of the students served during 2026. This is particularly meaningful given that the Mitchell Site preserves and interprets the accomplishments of an Indigenous agricultural community that lived here approximately 1,000 years ago. Increasing access for Indigenous students allows those students to engage directly with a significant part of the region's history while ensuring that the Site's interpretation reaches communities with important cultural connections to the broader story being presented.

Our educational outreach has also increasingly emphasized subjects such as Indigenous agricultural knowledge, environmental stewardship, food production, and food security. We have received a letter from the Sioux Falls Bureau of Indian Education discussing and supporting our emphasis on food-security education for underserved communities throughout the region. This relationship demonstrates that the educational value of the Mitchell Site extends beyond traditional museum interpretation. The archaeological evidence preserved here provides a basis for discussing how people successfully produced food, organized communities, adapted to their environments, and supported large populations on the Northern Plains.

The quality of the school-tour experience has remained consistently strong as participation has grown. From 2025 through the current 2026 season, teacher and administrator feedback has reflected a **100% satisfaction rating**.

Based on the limited rebooking data currently available, approximately **60% of participating groups have already rebooked or indicated that they intend to return**. Because the 2026 school year is not complete and the entire fall semester remains ahead, this number represents only a preliminary measurement. Nevertheless, it demonstrates that schools do not view the Mitchell Site as a one-time destination. Many are beginning to incorporate the Site into their regular educational planning.

The City subsidy has therefore produced measurable benefits in educational access, student participation, geographic outreach, Indigenous engagement, and program quality.

Interpretive Improvements within the Archeodome

The City subsidy has also supported substantial improvements to the educational and interpretive experience within the Thomsen Center Archeodome.

One of our primary projects involved designing new educational webpages connected to permanent metal QR-code plates installed throughout the Archeodome. These plates allow visitors to use their phones or mobile devices to access expanded information about excavation methods, artifacts, archaeological features, research questions, and the people who lived at the Mitchell Site.

The QR-code system provides more information than could reasonably be placed on traditional exhibit labels while allowing us to update and expand the content as new research becomes available. It also provides visitors with the opportunity to explore subjects according to their individual interests rather than limiting everyone to the same amount of information.

Staff also dedicated two full days to reorganizing the Archeodome display cases and installing newly selected artifacts. This work required more than simply moving objects. Artifacts had to be selected for their interpretive value, evaluated in relation to the broader story of the excavation, safely placed within the cases, and connected to updated educational information.

The redesigned cases provide a more accurate and engaging narrative representation of the archaeological work being conducted at the Site. They also allow visitors to better understand how individual artifacts relate to food production, tool manufacture, domestic life, trade, construction, and other aspects of the community that once occupied the Site.

We have also completed filming two new interpretive videos for the Archeodome. These videos are scheduled to be installed and released during fall 2026. They will provide updated visual interpretation of the Site and help explain archaeological concepts that can be difficult to communicate through static signage alone.

Together, the new webpages, permanent QR-code plates, updated display cases, newly displayed artifacts, and interpretive videos represent a substantial improvement to the Archeodome visitor experience.

Archaeological Cataloguing and Digital Preservation

The largest long-term technology initiative supported during 2026 is the development of a comprehensive digital archaeological record for the Mitchell Site.

More than two and a half decades of excavation have taken place within the Archeodome, producing an enormous body of information. Each excavation unit contains records that may include handwritten field notes, level forms, artifact inventories, point plots, feature drawings, photographs, maps, and other documentation. These records are essential because an artifact separated from its archaeological context has only a fraction of its potential research value.

The first stage of this project has involved individually typing and standardizing the excavation notes associated with each Archeodome unit. This work is now nearing completion.

This process requires considerable human labor and archaeological knowledge. Handwritten notes must be read carefully, terminology must be interpreted, inconsistencies between excavation seasons must be identified, and information must be associated with the correct unit, level, feature, and provenience. The purpose is not simply to create digital copies of handwritten pages. The purpose is to transform decades of archaeological documentation into information that can be searched, compared, analyzed, preserved, and connected to other records.

Once the transcription of the unit notes is complete, the project will move into its next stage: digitizing excavation drawings, artifact point plots, photographs, maps, and related visual records.

The completion of this stage will allow us to begin systematically digitizing artifact information. Individual artifacts will eventually be connected to their excavation unit, depth, archaeological feature, artifact category, and associated documentation.

The software framework for the artifact-provenience database has already been designed. This database will serve as the central structure through which archaeological information is organized and connected. Rather than maintaining field notes, drawings, photographs, and artifact records as separate collections, the database will allow those materials to be linked through their archaeological provenience.

This work represents the necessary foundation for future educational exhibits, research projects, digital interfaces, three-dimensional visualizations, and augmented-reality experiences. Public-facing technology is only reliable when it is built upon accurate, organized, and carefully

reviewed information. By prioritizing the underlying database and archival record, we are ensuring that future digital interpretation will be both innovative and archaeologically responsible.

Three-Dimensional Documentation and Photogrammetry

Another major technological accomplishment during 2026 was the completion of a high-level photogrammetry scan of the Archeodome excavation floor.

Photogrammetry uses overlapping photographs and specialized software to construct a detailed three-dimensional model of a physical space. In this case, the resulting model provides a highly accurate digital record of the current excavation surface.

This model will allow us to identify and document the precise X, Y, and Z coordinates of individual artifacts and archaeological features. That information can then be connected to the provenience database, allowing researchers to analyze not only what was found but exactly where it was located in three-dimensional space.

The long-term significance of this work is substantial. As additional excavation surfaces and historical excavation records are digitized, we will be able to reconstruct changes in the dig floor over time. Ultimately, this may allow us to create a three-dimensional time-lapse visualization showing the progress of the excavation across multiple years.

Such a system would be valuable for researchers studying spatial relationships between artifacts and features, students learning about archaeological methodology, and members of the public who want to understand how archaeological interpretation develops as excavation progresses.

The photogrammetry model is therefore not an isolated digital product. It is a central component of the larger cataloguing and database initiative.

Augmented-Reality Planning

The original subsidy application also identified augmented reality as a future method for improving interpretation within the Archeodome.

During 2026, we developed a beta plan for implementing an augmented-reality experience in three phases over the fall. The phased approach will allow us to test the technology, evaluate usability, and connect the experience to the most accurate information available from the developing database and three-dimensional model.

The sequencing of these projects is important. Before an effective augmented-reality experience can be created, the underlying archaeological information must be organized, the digital spatial model must be established, and the interpretive material must be reviewed. The cataloguing

project, provenience database, QR-code system, and photogrammetry model now provide the foundation necessary to move the AR project forward in a responsible manner.

The phased fall implementation will allow us to refine the experience based on technical performance and visitor feedback rather than attempting to launch a complete system without adequate testing.

Public Benefit and Value to the City of Mitchell

The City subsidy has supported both immediate public services and long-term institutional development.

The immediate benefit can be measured in the more than 1,000 students who have already received free tours in 2026, the 500 to 600 additional students expected during the fall, the continued increase in Indigenous student participation, the 100% educator satisfaction rate, and the strong percentage of schools choosing to return.

The longer-term benefit can be seen in the interpretive webpages, permanent QR-code plates, updated exhibits, new videos, transcribed excavation records, database software, three-dimensional documentation, and augmented-reality planning completed or initiated during the year.

These projects position Mitchell as more than a seasonal tourism stop. They help establish the community as a regional destination for education, archaeology, Indigenous history, preservation, and emerging research technology.

School groups visiting the Mitchell Site also contribute to the broader Mitchell economy. Students, teachers, bus drivers, and accompanying adults frequently visit other attractions, restaurants, stores, parks, and public spaces while they are in the community. By giving schools a compelling educational reason to travel to Mitchell, the subsidy creates benefits beyond the boundaries of the museum itself.

The cataloguing and technology projects similarly create opportunities for future collaboration with Dakota Wesleyan University, Mitchell Technical College, regional schools, researchers, students, volunteers, and other community institutions. The work involves archaeology, history, archival preservation, education, computer technology, digital modeling, database design, photography, mathematics, and statistics.

The City’s $25,000 investment has therefore helped the Mitchell Indigenous Archaeological Site & Museum provide immediate educational access while also constructing the technological and archival infrastructure necessary for its future.

Although several 2026 projects remain underway and the fall school-tour season has not yet occurred, the results to date demonstrate meaningful progress toward the goals identified in our subsidy application. The Site has expanded its educational reach, served increasing numbers of Indigenous students, maintained exceptional educator satisfaction, improved interpretation within the Archeodome, and begun transforming decades of archaeological documentation into a coordinated digital research system.

Continued partnership between the City of Mitchell and the Mitchell Indigenous Archaeological Site & Museum ensures that this National Historic Landmark remains protected, accessible, educationally valuable, and capable of contributing to the community for generations to come.